



BOARD OF BUILDING STANDARDS
ARCHITECTURAL REVIEW BOARD
SIGN REVIEW BOARD

12650 Detroit Avenue • (216) 529-6630 • FAX (216) 529-5907 • www.lakewoodoh.gov

Application Cover Page

Docket No.: 07-95-21

Permit No.: BBS21-000119

Applicant Name: Stephen Jouriles, Makovich & Pusti Architects

Project Address: 1270 Arlington Rd.

Project Name: n/a

Project: Applicant proposes a rear porch addition visible from the right-of-way.



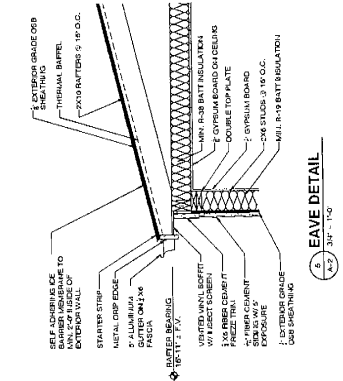
MAKOVICH & PUSTI
ARCHITECTS, INC.
 131 FRONT STREET, BURLINGTON, OHIO 44017
 (440) 251-1111

RENOVATION OF
1270 ARLINGTON ROAD
 LAKEWOOD, OHIO 44107

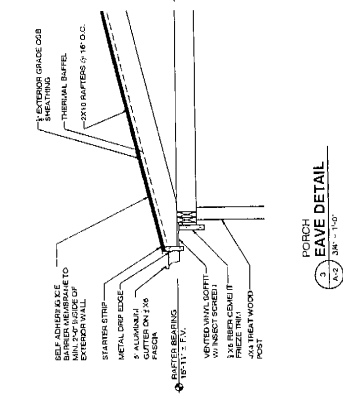
NO.	DATE	PURPOSE
1	8-19-21	ASB REVIEW

PROJECT NO.: REC-2021.05

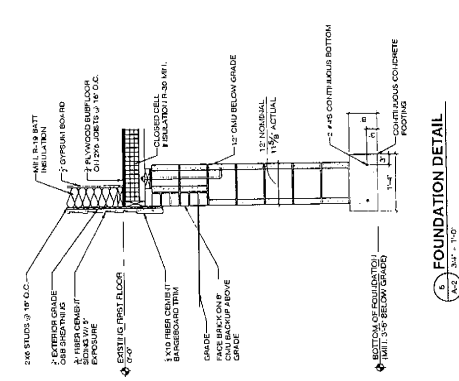
A-2
 EXTERIOR ELEVATIONS
 PORCH DETAILS



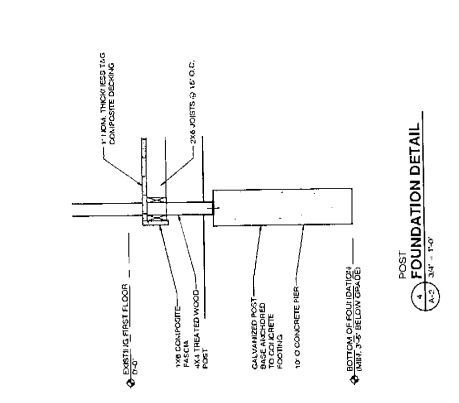
1 EAVE DETAIL
 1/8" = 1'-0"



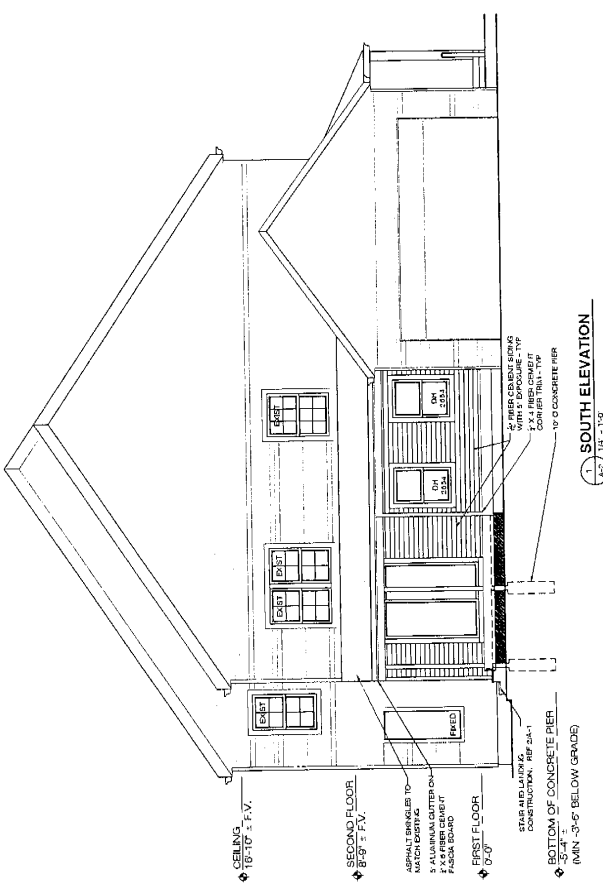
2 EAVE DETAIL
 1/8" = 1'-0"



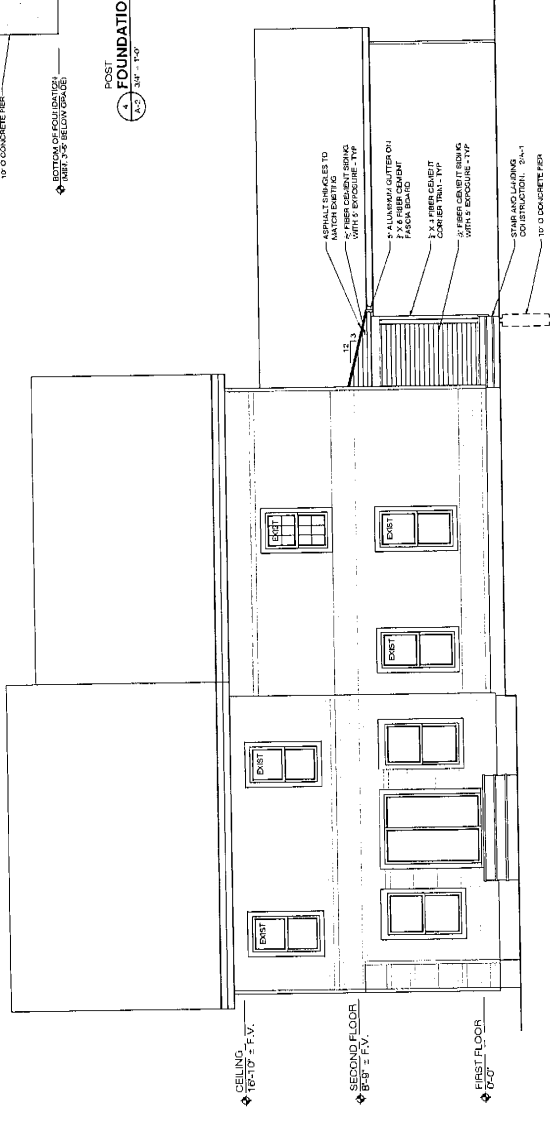
3 FOUNDATION DETAIL
 1/8" = 1'-0"



4 FOUNDATION DETAIL
 1/8" = 1'-0"



1 SOUTH ELEVATION
 1/8" = 1'-0"



2 WEST ELEVATION
 1/8" = 1'-0"











BOARD OF BUILDING STANDARDS
ARCHITECTURAL REVIEW BOARD
SIGN REVIEW BOARD

12650 Detroit Avenue • (216) 529-6630 • FAX (216) 529-5907 • www.lakewoodoh.gov

Application Cover Page

Docket No.: 07-96-21

Permit No.: BBS21-000120


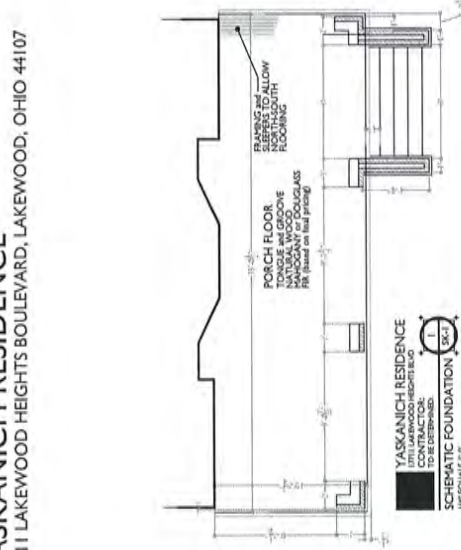
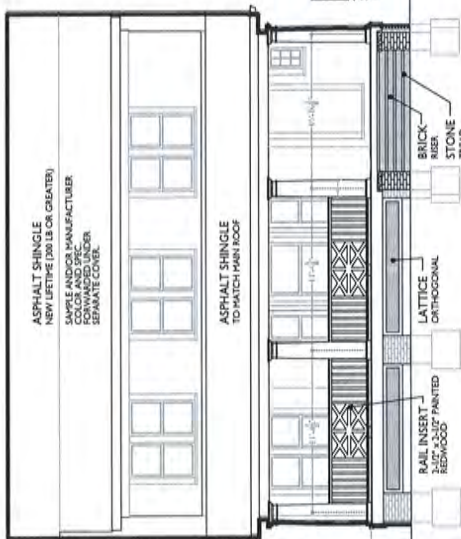
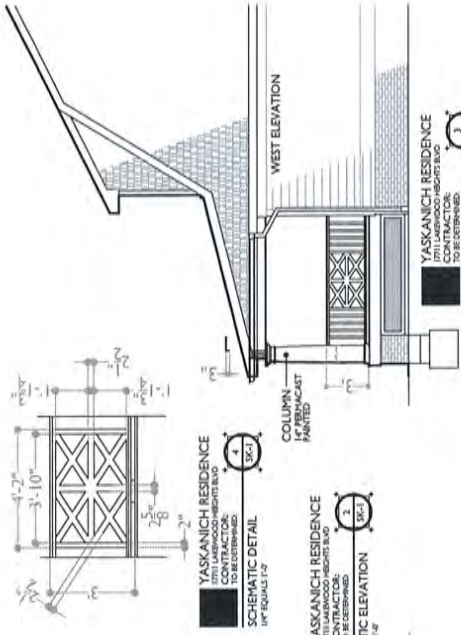
Applicant Name: Mark Reinhold, Architect

Project Address: 11711 Lakewood Heights Blvd.

Project Name: n/a

Project: Applicant proposes a front porch addition.


YASKANICH RESIDENCE
17711 LAKEWOOD HEIGHTS BOULEVARD, LAKEWOOD, OHIO 44107



YASKANICH RESIDENCE
17711 LAKEWOOD HEIGHTS BLVD, LAKEWOOD, OH
CONTRACTOR: YASKANICH RESIDENCE
TO BE DETERMINED
PROPOSED SITE PLAN
1/8" EQUALS 1'-0"

YASKANICH RESIDENCE
17711 LAKEWOOD HEIGHTS BLVD
LAKEWOOD, OHIO 44107
CONTRACTOR: YASKANICH RESIDENCE
TO BE DETERMINED
SCHEMATIC ELEVATION
1/8" EQUALS 1'-0"

YASKANICH RESIDENCE
17711 LAKEWOOD HEIGHTS BLVD
LAKEWOOD, OHIO 44107
CONTRACTOR: YASKANICH RESIDENCE
TO BE DETERMINED
SCHEMATIC ELEVATION
1/8" EQUALS 1'-0"




MARK REINHOLD architect 1120 Forest Road, Lakewood, Ohio 44107 (216).906.7097

YASKANICH RESIDENCE

17711 LAKEWOOD HEIGHTS BOULEVARD, LAKEWOOD, OHIO 44107

DRAWINGS SK-1











Now Including **NorthGate® ClimateFlex®** Impact Resistant Shingles

LANDMARK® SERIES

Designer Roofing Shingles



CertainTeed
SAINT-GOBAIN



NOTE: Due to limitations of printing reproduction, CertainTeed can not guarantee the identical match of the actual product color to the graphic representations throughout this publication.



Trust Your Home to Landmark®

Few things in this world are as precious as the place that you call home. It is much more than just a house. It's the foundation from which you build your life. That's why having a roof that gives your home long-lasting curb appeal and protection from the elements is so important. At CertainTeed, our benchmark for success is our customers' total peace of mind. And we wouldn't have it any other way.

Our dedication to making the highest-quality roofing systems continues to earn the respect of top building professionals. And our product portfolio offers the widest variety of design and color options in the industry. It's no wonder that more than a million homeowners across North America choose CertainTeed each year.


And the job doesn't stop once the roof goes on. Every CertainTeed product is backed by our industry-leading manufacturer's warranty, allowing you to rest confidently and comfortably for years to come.

 +  +  = PEACE OF MIND

High-Quality, Reliable Choice + Industry-Best Warranty + Century of Trusted Performance

Landmark, shown in Atlantic Blue

Technology that protects
the beauty of your roof and
strengthens its performance.





NailTrak[®]

Fast, Accurate, Visible

The new and improved NailTrak nailing line, a feature on CertainTeed designer shingles.

Now NailTrak is brighter than ever before, with high-visibility lines that stand out whether it's daybreak or dusk.

NailTrak removes the guesswork with three separately defined lines, creating a large area to guide your nailing and a smaller area for extreme steep-slope applications.



QuadraBond[™]

Advanced Layering

CertainTeed's specially formulated adhesive adheres shingle layers at four points, more than any other manufacturer. This superior bond provides greater protection against shingle delamination to maximize performance over the life of the shingle in any climate.



StreakFighter[®]

Algae Resistance

The ultimate in stain protection.

Those streaks you see on other roofs in your neighborhood? That's algae, and it's a common eyesore on roofing throughout North America. CertainTeed's StreakFighter technology uses the power of science to repel algae before it can take hold and spread. StreakFighter's granular blend includes naturally algae-resistant copper, helping your roof maintain its curb appeal and look beautiful for years to come.

Granule with StreakFighter Technology

- Ceramic coating
- Copper layer
- Mineral core

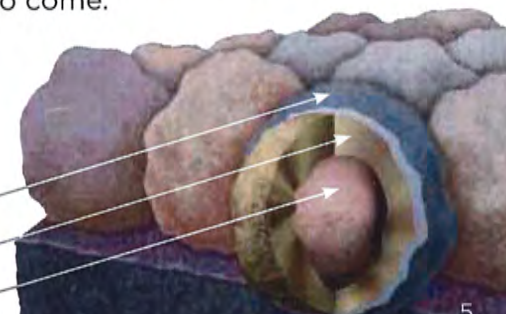


Diagram for illustrative purposes only.

Landmark, shown in Weathered Wood



The Trusted Classic

LANDMARK®

Owning a Landmark roof brings peace of mind. Landmark's dual-layered construction and exceptional durability provide long-lasting protection for your home.

- Dual-layered for extra dimensionality and protection from the elements
- Offers the widest array of colors in the industry
- Independently certified as meeting the highest quality standards for roofing



LANDMARK® COLOR PALETTE



Silver Birch



Cobblestone Gray



Weathered Wood




Driftwood



Heather Blend



Burnt Sienna



Atlantic Blue



Hunter Green



Colonial Slate



Georgetown Gray



Pewter



Moire Black



Resawn Shake



Cottage Red



The Expert's Choice

LANDMARK® PRO


A refined union of vision and value, our PRO line leads its class in optimal performance and variety of color.

- Engineered to meet professional contractors' exacting specifications
- Available in a wide selection of eye-catching **Max Def** colors
- Outweighs standard laminates to provide greater protection from the elements




Max Def Moire Black


LANDMARK® PRO COLOR PALETTE




Max Def Cobblestone Gray




Max Def Georgetown Gray



Max Def Driftwood




Max Def Prairie Wood



Max Def Heather Blend



Max Def Shenandoah



Max Def Atlantic Blue

MAX DEF COLORS

Look deeper. With Max Def, a new dimension is added to shingles with a richer mixture of surface granules. You get a brighter, more vibrant, more dramatic appearance and depth of color. And the natural beauty of your roof shines through.



Max Def Colonial Slate



Max Def Weathered Wood



Max Def Pewter



Max Def Moire Black



Max Def Burnt Sienna



Max Def Resawn Shake



Outstanding Durability

NORTHGATE® **ClimateFlex**®

Featuring the latest advances in polymer science, CertainTeed's **ClimateFlex** technology works at a molecular level to make shingles strong and pliable. The rubber-like qualities of the **ClimateFlex** asphalt formula provides each shingle with improved hail resistance, cold-weather flexibility, and granule adhesion than traditional asphalt shingles.

- Highest industry-rated impact protection
- Better pliability and granule adhesion
- Endures weathering and cold-weather extremes



Max Def Weathered Wood

NORTHGATE® ClimateFlex® COLOR PALETTE



Max Def Georgetown Gray



Max Def Driftwood



Max Def Moire Black



Max Def Heather Blend



Max Def Weathered Wood



Max Def Pewter



Max Def Burnt Sienna



Max Def Resawn Shake

MAX DEF COLORS

Look deeper. With Max Def, a new dimension is added to shingles with a richer mixture of surface granules. You get a brighter, more vibrant, more dramatic appearance and depth of color. And the natural beauty of your roof shines through.



Top Shelf

LANDMARK® PREMIUM

A sophisticated look, brilliantly executed. Our Premium line is engineered to protect, enhance and endure.

- Outclasses ordinary roofing in both appearance and performance
- Tough two-piece laminated fiberglass-based construction
- Features **Max Def** colors for a deeper, richer mixture of surface granules



Max Def Weathered Wood

LANDMARK® PREMIUM COLOR PALETTE



Max Def Weathered Wood



Max Def Driftwood



Max Def Moire Black



Max Def Heather Blend



Max Def Burnt Sienna

MAX DEF COLORS

Look deeper. With Max Def, a new dimension is added to shingles with a richer mixture of surface granules. You get a brighter, more vibrant, more dramatic appearance and depth of color. And the natural beauty of your roof shines through.



Landmark Premium, shown in Max Def Weathered Wood



Landmark, shown in Colonial Slate

Strength with Style

LANDMARK®

- Dual-layer durability
- Industry-best lifetime limited warranty
- 10-year **StreakFighter®** algae-resistance warranty

LANDMARK® PRO

- Dual-layer, high performance
- Max Def color palette
- Industry-best lifetime limited warranty
- 15-year **StreakFighter®** algae-resistance warranty

NORTHGATE® **ClimateFlex®**

- UL Classified to UL 2218 Class 4 Impact Resistance
- Dual-layer, high performance
- Max Def color palette
- Industry-best lifetime limited warranty
- 15-year **StreakFighter®** algae-resistance warranty

LANDMARK® PREMIUM

- Dual-layer, high performance
- Max Def color palette
- Industry-best lifetime limited warranty
- 15-year **StreakFighter®** algae-resistance warranty



LANDMARK SERIES

SPECIFICATIONS

- Two-piece laminated fiberglass-based construction
- Classic shades and dimensional appearance of natural wood or slate

For U.S. building code compliance, see product specification sheets.

CertainTeed products are tested to ensure the highest quality and comply with the following industry standards:

Fire Resistance:

- UL Class A
- UL certified to meet ASTM D3018 Type 1

Wind Resistance:

- UL certified to meet ASTM D3018 Type 1
- ASTM D3161 Class F

Tear Resistance:

- UL certified to meet ASTM D3462
- CSA standard A123.5

Wind Driven Rain Resistance:

- Miami-Dade Product Control Acceptance:
Please reference www.certainteed.com to determine approved products by manufacturing location.

Impact Resistance:

- UL certified to meet UL 2218 Class 4 (NorthGate **ClimateFlex®**)

Quality Standards:

- ICC-ES-ESR-1389 & ESR-3537

WARRANTY

- Lifetime limited transferable warranty against manufacturing defects on residential applications
- 50-year limited transferable warranty against manufacturing defects on group-owned or commercial applications
- **StreakFighter®** algae-resistance warranty (10-year – Landmark, 15-year – Landmark PRO, NorthGate **ClimateFlex®** and Landmark Premium)
- 10-year SureStart™ protection
- 15-year 110 mph wind-resistance warranty
- Wind warranty upgrade to 130 mph available. CertainTeed starter and CertainTeed hip and ridge required

See actual warranty for specific details and limitations.

Product Comparison

	Traditional Designer Shingle Style	Industry Leading Granule Adhesion	Warranty Duration	Algae Warranty Coverage	Product Weight
Landmark	✓	✓	Lifetime	10-Year	✓
Landmark PRO	✓	✓	Lifetime	15-Year	✓✓
NorthGate <i>ClimateFlex</i>	✓	✓	Lifetime	15-Year	✓✓
Landmark Premium	✓	✓	Lifetime	15-Year	✓✓✓



Depth/ Dimensional Appearance	NailTrak	Max Def Colors	ClimateFlex Technology (Cold Weather Installation)	ClimateFlex Technology (Impact Resistance)	Value Rating
✓	✓				Good
✓✓	✓	✓			Better
✓✓	✓	✓	✓	✓	Best
✓✓	✓	✓			Best



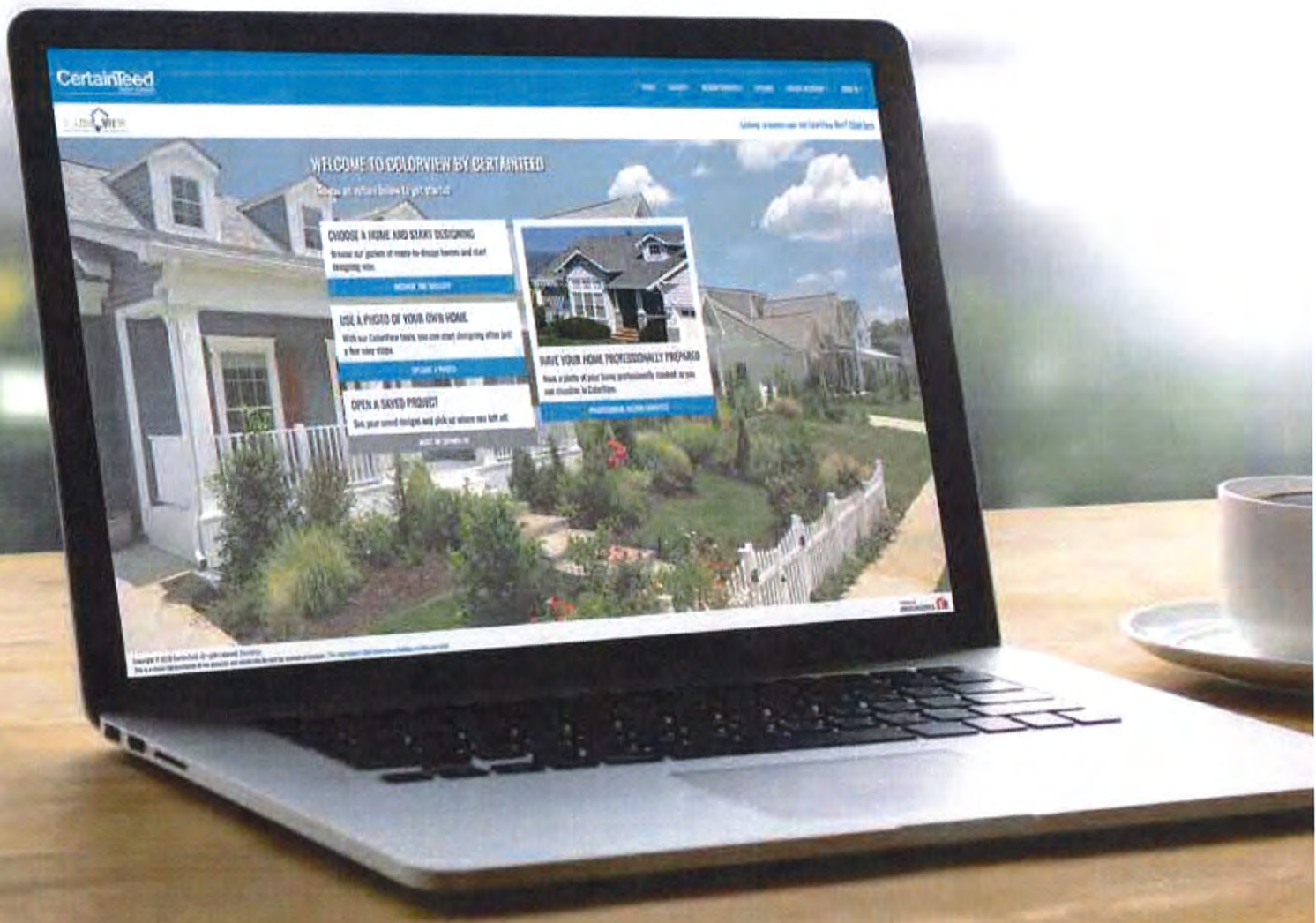
The ColorView® Visualizer: Design your Dream Home with the Click of a Mouse

CertainTeed created the ColorView tool to help homeowners bring their creative vision to reality.

Just look through a photo library of homes to choose one that looks most like your own. Then click on the roof to easily switch designs and see what CertainTeed product looks best. You can choose from hundreds of different roofing design and color combinations, and even add roof accents in different colors. All before anyone raises a hammer.

Want to visualize different roofing styles on your own home? You can upload photos to ColorView and have them digitally masked by one of our design professionals, or use DIY mode to upload and mask your own photos.

Plus, you can print or share your ColorView photos with family and friends to get their feedback. Visit colorview.certainteed.com and get started.







Add a Little Accent to Your Roof

The visually impactful choice for capping the hips and ridges of your roof, CertainTeed's Cedar Crest® accessory shingles will complement or match any shingle in the Landmark Series. For a low-profile hip and ridge look, CertainTeed also offers Shadow Ridge® accessory shingles, now available in a **ClimateFlex** version.

Color Companion Products for Flat Roof Areas

With CertainTeed Flintlastic® SA, you can coordinate flat roof areas like carports, canopies and porches with your main roof. Flintlastic SA is a self-adhering low slope roofing product available in ten colors that complement some of the most popular CertainTeed shingles.





Integrity Roof System™

A COMPLETE APPROACH TO LONG LASTING BEAUTY AND PERFORMANCE



With as much care as you take in selecting the right contractor, choosing the right roof system is equally as important. A CertainTeed Integrity Roof System combines key elements that help ensure you have a well-built roof for long-lasting performance.

1. Waterproofing Underlayment

The first step in your defense against the elements. Self-adhering underlayment is installed at vulnerable areas of your roof to help prevent leaks from wind-driven rain and ice dams.

2. Water-Resistant Underlayment

Provides a protective layer over the roof deck and acts as a secondary barrier against leaks.

3. Starter Shingles

Starter Shingles are the first course of shingles that are installed and designed to work in tandem with the roof shingles above for optimal shingle sealing and performance.

4. Shingles

Choose from a variety of Good-Better-Best styles to complement any roof design and fit your budget.

5. Hip & Ridge Caps

Available in numerous profiles, these accessories are used on the roof's hip and ridge lines for a distinctive finishing touch to your new roof.

6. Ventilation

A roof that breathes is shown to perform better and last longer. Ridge Vents, in combination with Intake Vents, allow air to flow on the underside of your roof deck, keeping the attic cooler in the summer and drier in the winter.

learn more at:

certainteed.com/roofing

Landmark® Series
available in
areas shown



CertainTeed

CEILINGS • DECKING • FENCE • GYPSUM • INSULATION • RAILING • ROOFING • SIDING • TRIM

20 Moores Road Malvern, PA 19355 Professional: 800-233-8990 Consumer: 800-782-8777 certainteed.com



BOARD OF BUILDING STANDARDS
ARCHITECTURAL REVIEW BOARD
SIGN REVIEW BOARD

12650 Detroit Avenue • (216) 529-6630 • FAX (216) 529-5907 • www.lakewoodoh.gov

Application Cover Page

Docket No.: 07-97-21

Permit No.: BBS21-000121

Applicant Name: Michael Molinski, Lineworks

Project Address: 14588 Madison Ave.

Project Name: Knapp Madison Automotive

Project: Applicant proposes façade modifications to a commercial building.



View from Onondaga



View from Madison



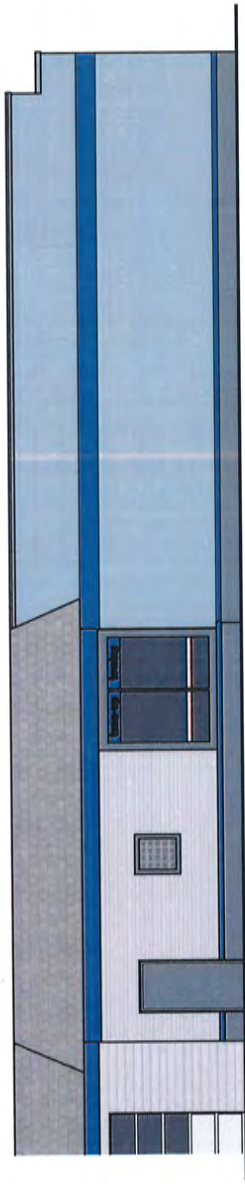
View from Madison




View from Corner

MICHAEL MOLINSKI, ARCHITECT
1480 CLARENCE AVE
LAKEWOOD OHIO 44107
216.526.2160

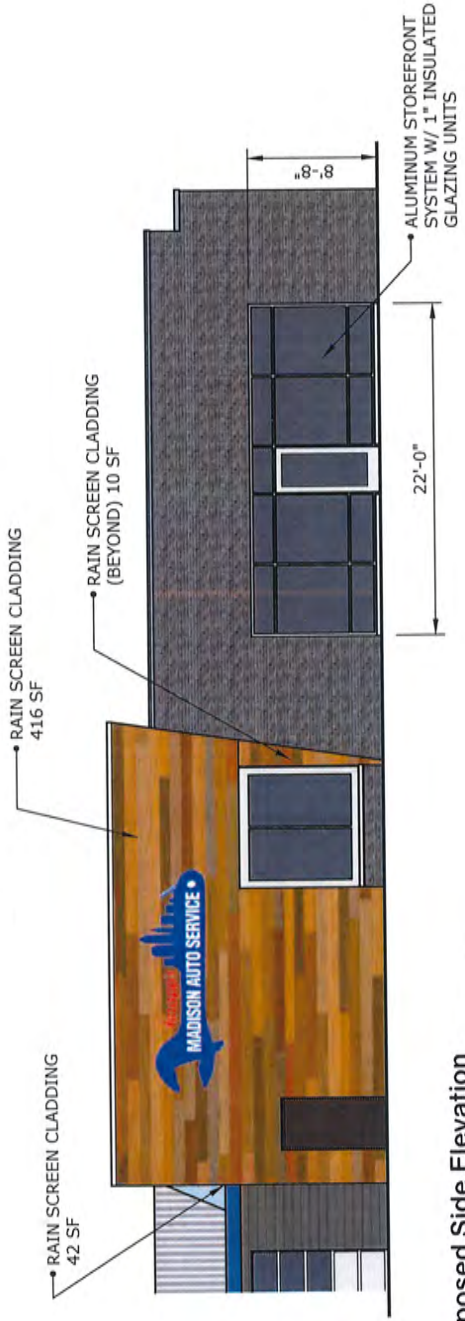
MICHAEL MOLINSKI, ARCHITECT
1480 CLARENCE AVE
LAKEWOOD OHIO 44107
216.526.2160



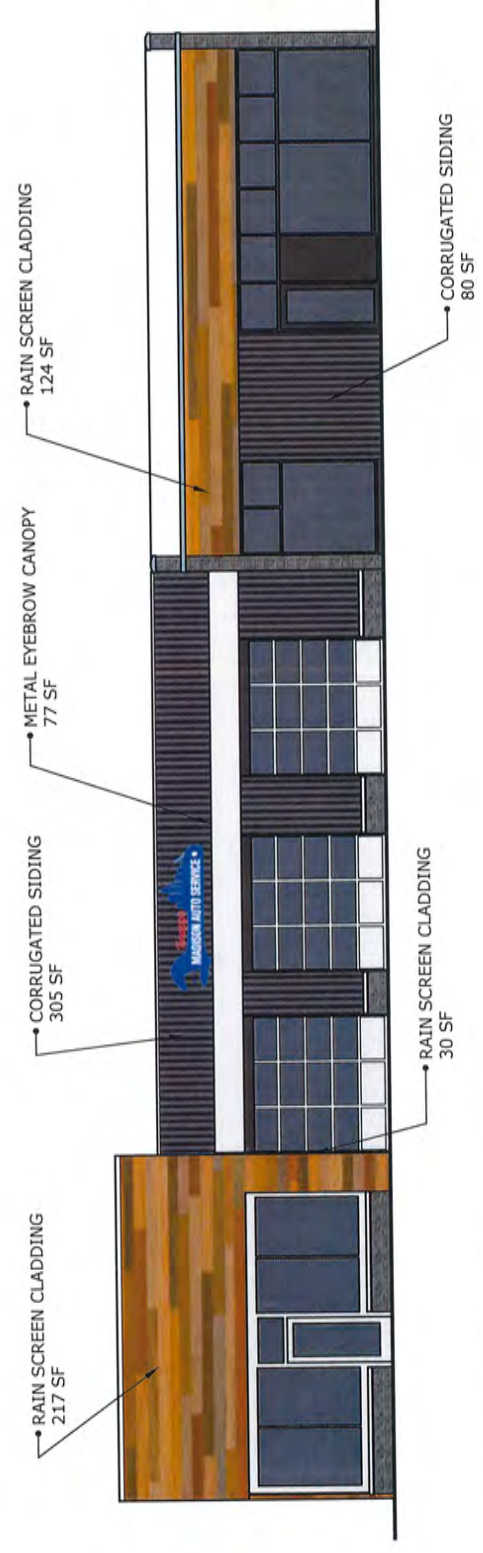
1.2 Existing Side Elevation
1/8" = 1'-0"



1.1 Existing Front Elevation
1/8" = 1'-0"



1.2 Proposed Side Elevation
 1/8" = 1'-0"




1.1 Proposed Front Elevation
 1/8" = 1'-0"

MICHAEL MOLINSKI, ARCHITECT
 1480 CLARENCE AVE
 LAKEWOOD OHIO 44107
 216.526.2160

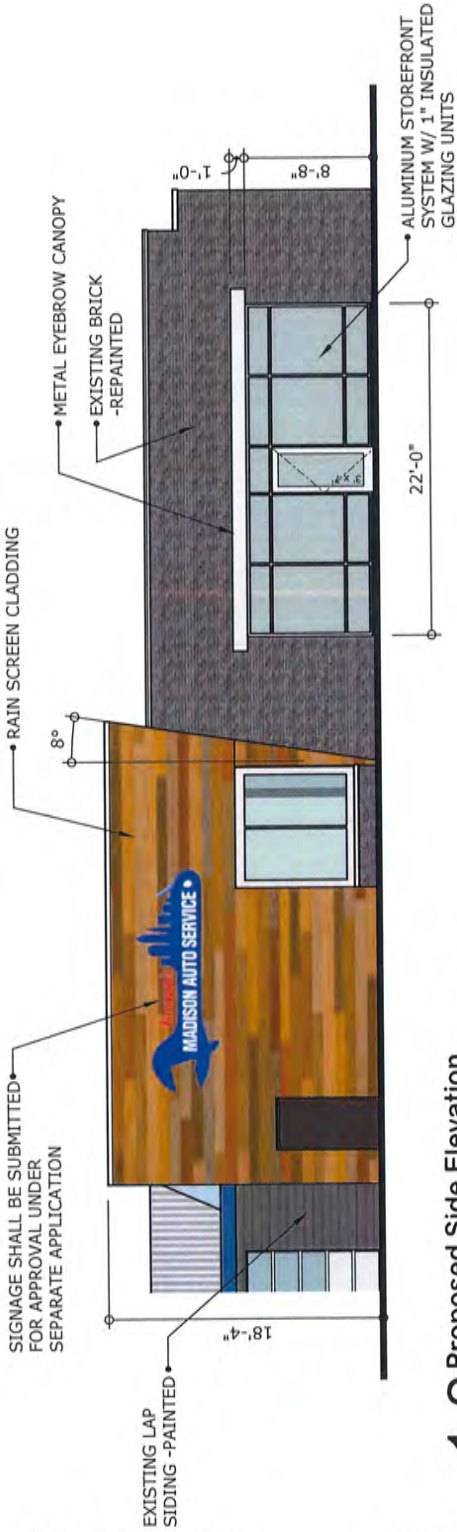
MICHAEL MOLINSKI, ARCHITECT
 1480 CLARENCE AVE
 LAKEWOOD OHIO 44107
 216.526.2160



1.2 Existing Side Elevation
 1/8" = 1'-0"

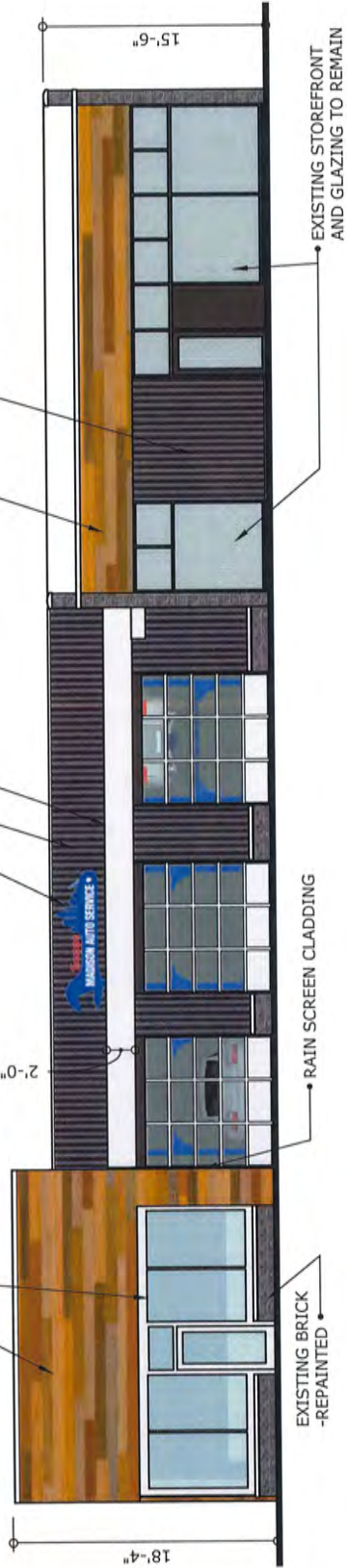


1.1 Existing Front Elevation
 1/8" = 1'-0"



1.2 Proposed Side Elevation

1/8" = 1'-0"




1.1 Proposed Front Elevation

1/8" = 1'-0"

MICHAEL MOLINSKI, ARCHITECT
 1480 CLARENCE AVE
 LAKEWOOD OHIO 44107
 216.526.2160




Proposed Design




Existing Conditions

MICHAEL MOLINSKI, ARCHITECT
1480 CLARENCE AVE
LAKEWOOD OHIO 44107
216.526.2160



Proposed Design



Existing Conditions

MICHAEL MOLINSKI, ARCHITECT
1480 CLARENCE AVE
LAKEWOOD OHIO 44107
216.526.2160





Proposed Design



Existing Conditions

MICHAEL MOLINSKI, ARCHITECT
1480 CLARENCE AVE
LAKEWOOD OHIO 44107
216.526.2160

0.1 Existing
March 3, 2021



MICHAEL MOLINSKI, ARCHITECT
1480 CLARENCE AVE
LAKEWOOD OHIO 44107
216.526.2160

1.2 Option 2
March 3, 2021



MICHAEL MOLINSKI, ARCHITECT
1480 CLARENCE AVE
LAKEWOOD OHIO 44107
216.526.2160



BOARD OF BUILDING STANDARDS
ARCHITECTURAL REVIEW BOARD
SIGN REVIEW BOARD

12650 Detroit Avenue • (216) 529-6630 • FAX (216) 529-5907 • www.lakewoodoh.gov

Application Cover Page

Docket No.: 07-98-21

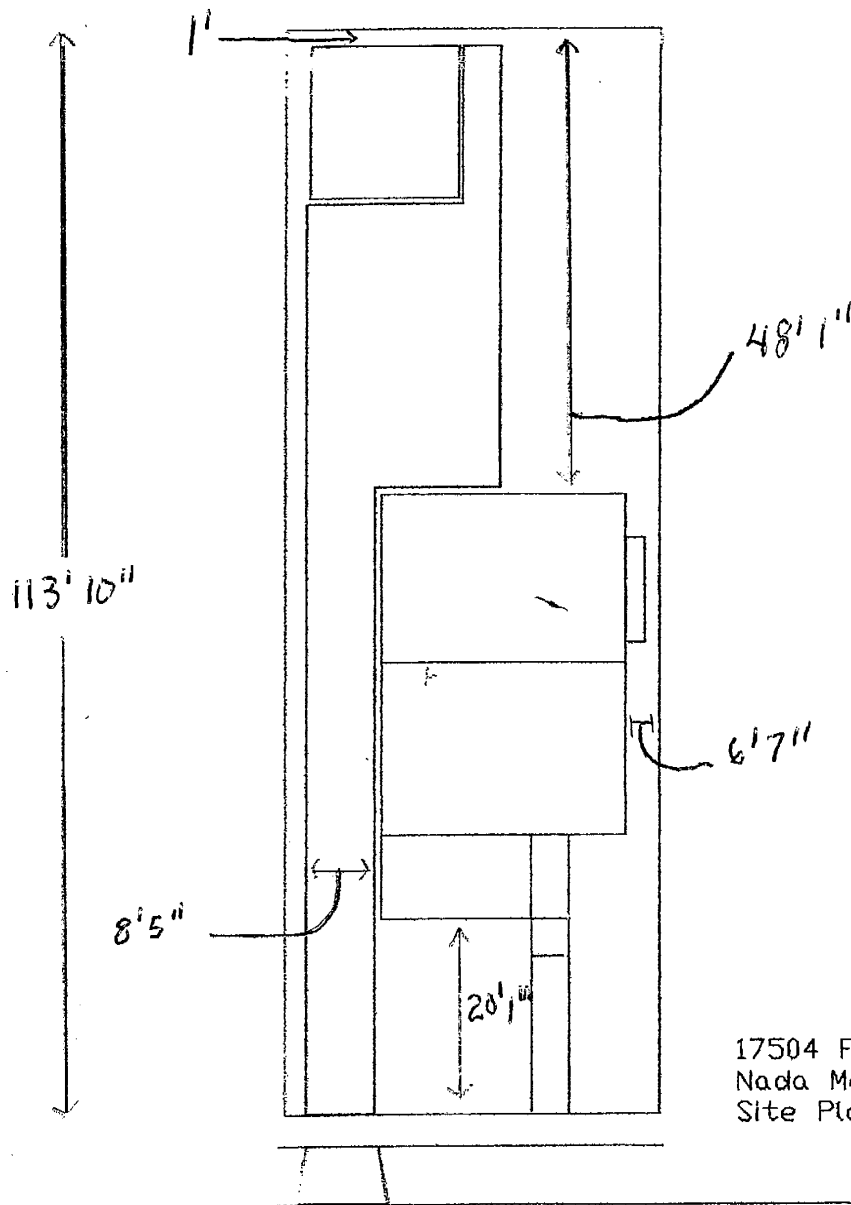
Permit No.: BBS21-000122

Applicant Name: Justin Hinkle, Hardwood Unlimited LLC

Project Address: 17504 Fries Ave.

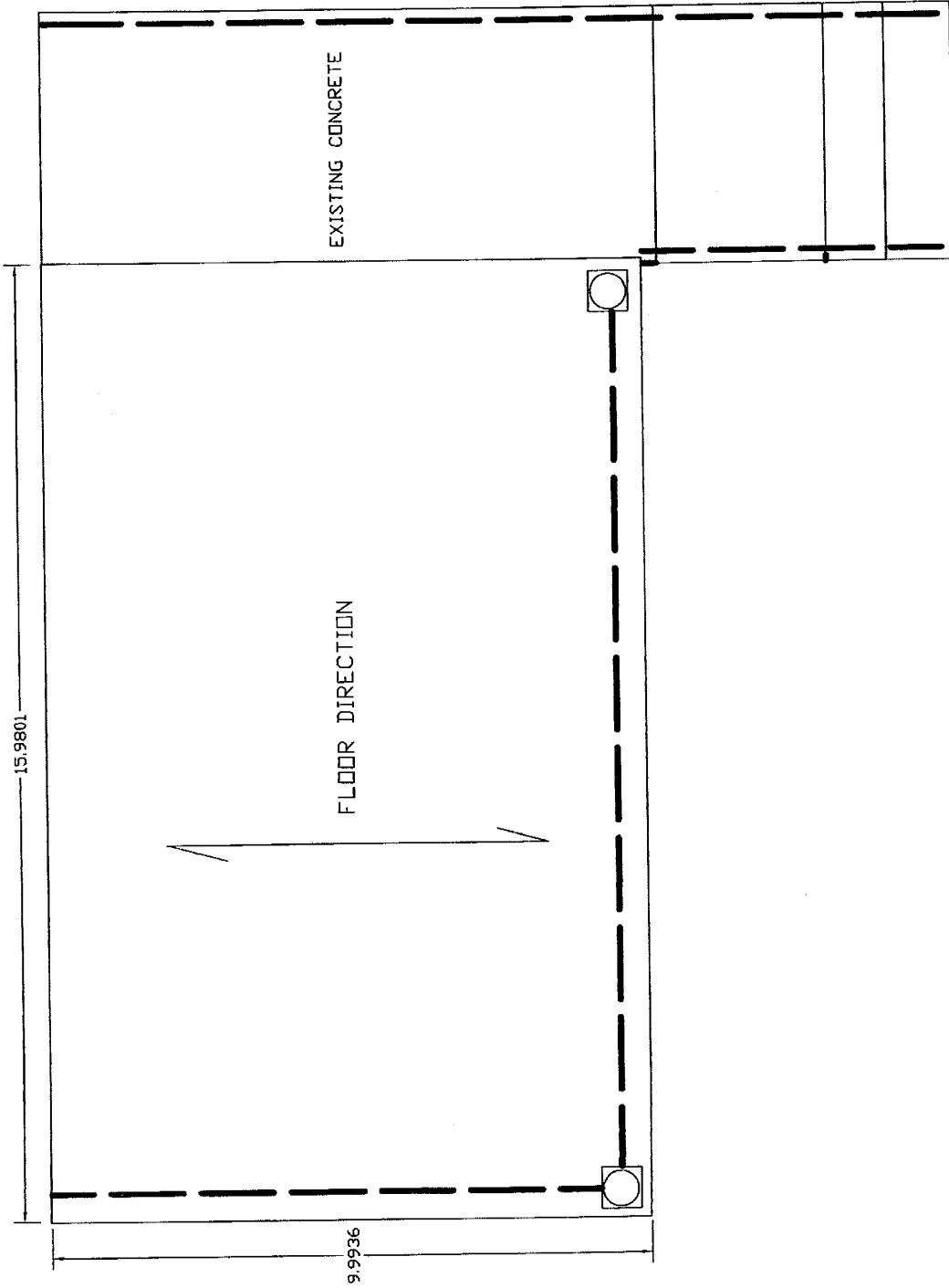
Project Name: n/a

Project: Applicant proposes front porch repair.

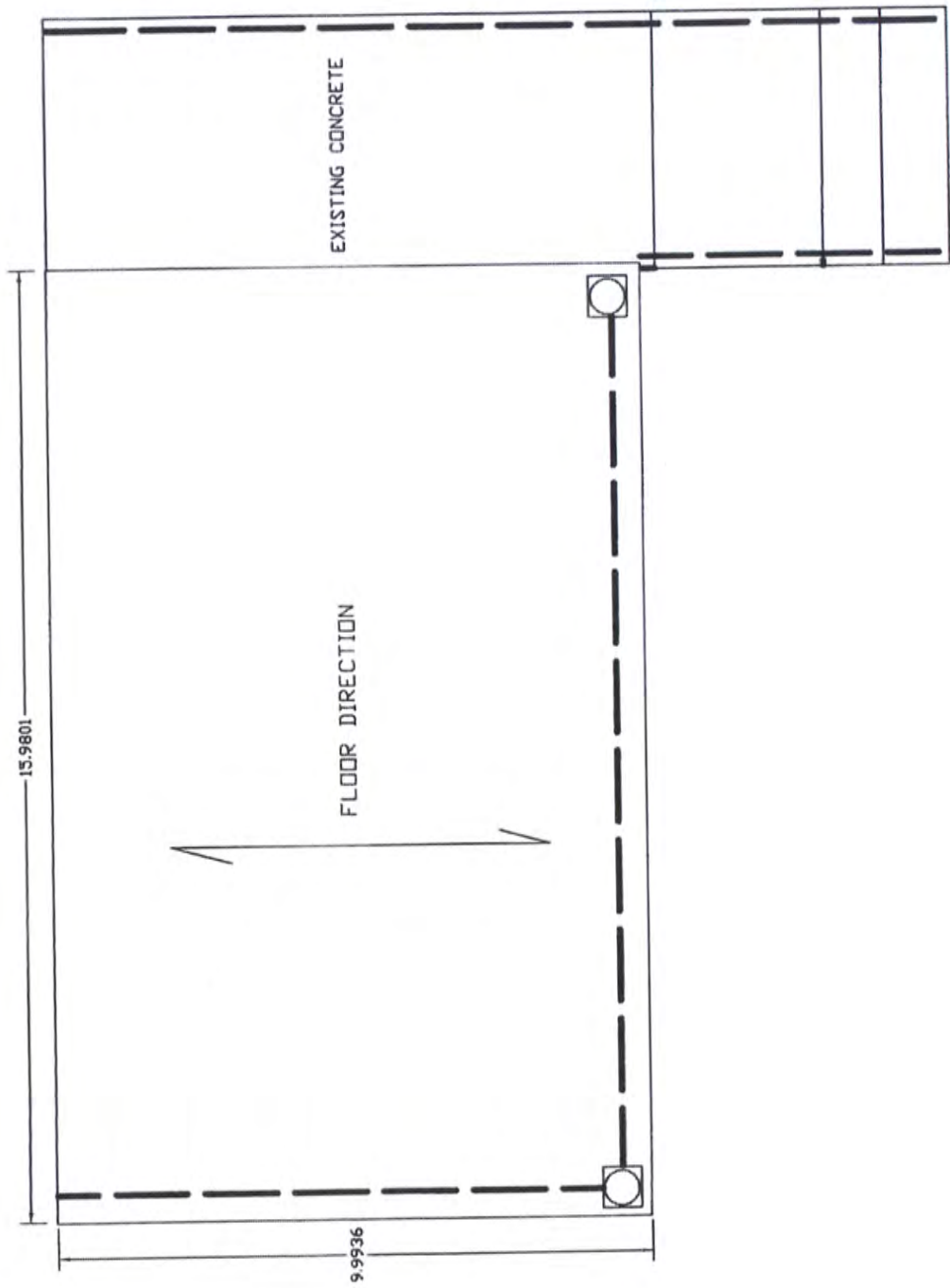


17504 Fries
Nada Moyak
Site Plan

Fries



27504 4233
24/09/2017 4:10



City of Lakewood
 APPROVED*
 Case# RB21-000292
 *See Certificate of Plan Approval
 William Wagner
 06/01/2021

RB21-000292
 RECEIVED
 MAY 17 2021
 By Email

17504 FRIES
 LAKEWOOD, OHIO 44127

Round PermaCast Column
12"x8'-0" Plain

SKU: 45150

Product Material: FRP

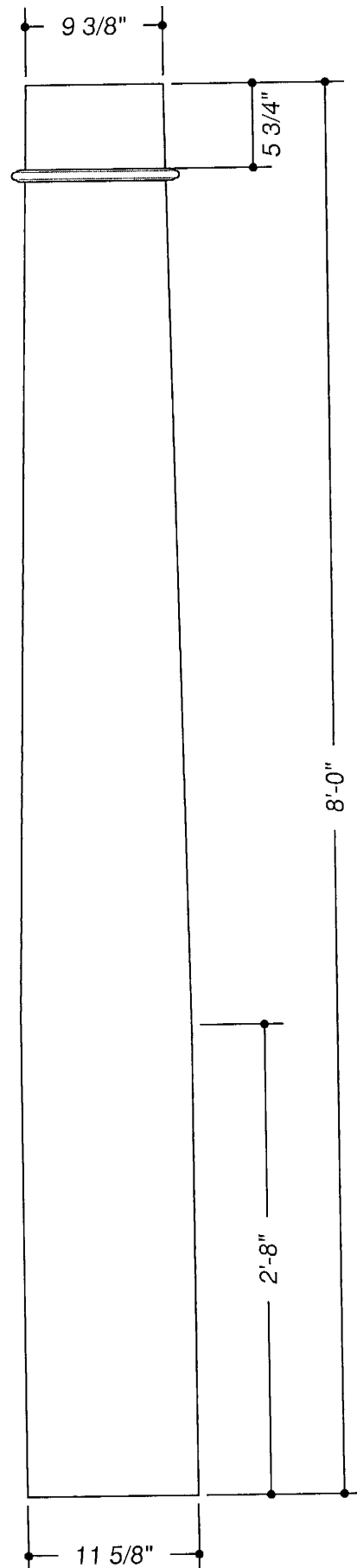
Notes

- Tolerances: +/- 1/4" in all dimensions
- Whole columns must have 75% contact at the top and 100% contact at the bottom. For split columns, leave a 1/2" - 1" gap between the top of the column and the header. See Installation Instructions.
- Column must be primed and painted after installation on jobsite. If column is not primed and painted it will turn a yellowish color due to UV rays. DO NOT paint columns using dark colors (dark colors are considered any color that falls within the L values of 56 to 0). Follow paint manufacturer's instructions for priming and finishing of fiberglass composite column and polyurethane cap and base.
- 12" round PermaCast column has a concentric load bearing capacity of 18,000 lbs max.
- 12" round PermaCast column has an average allowable load of 4800 lbs and an average ultimate load of 24000 lbs.
- Once the column is split it has NO load bearing capabilities.
- Top of column is attached to header with a flashing cap. Bottom of column is attached to substrate with 'L' brackets when using a Tuscan cap/base set. All other cap/base sets will use 'L' brackets only with the exception of ornamental capitals. See installation instructions for guidance on ornamental capitals.
- Column inside dimensions:
Top: 8-5/8"
Bottom: 10-7/8"
Inside dimensions have an 1/8" tolerance
- Columns are not intended to be used in a free standing application without the use of a tie down system.

Drawn by: JLC , LMW
Date: 26 April 2019
Scale: NTS

H&G
Building Products

1015 Brundidge Blvd.
P.O. Box 589
Troy, Alabama 36081
334.566.5000
Fax 334.566.4626
www.hbgcolumns.com



A large rectangular area containing horizontal lines, resembling a table or a grid. The area is bounded by a double-line border. At the top-left and bottom-left corners of this area, there are small square boxes, each containing a circle. The rest of the area is filled with horizontal lines, suggesting a space for writing or data entry.

UNITED STATES GOVERNMENT
OFFICE OF THE SECRETARY OF DEFENSE
WASHINGTON, D. C. 20301-4012
FORM NO. 1 (11/80)

make ideal enclosures for children and pets and provide lasting beauty and safety to your yard and home. We also supply many other brands of ornamental fences for your building and construction projects.



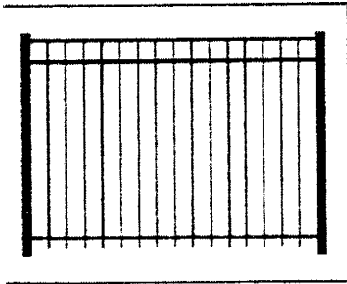
Quality • Durability • Security



ALUMI-GUARD ORNAMENTAL ALUMINUM FENCE AND ESTATE GATES

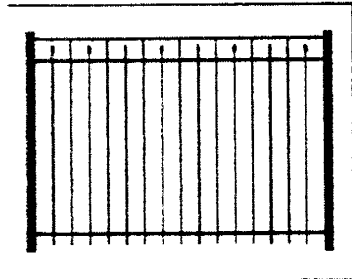
★ Alumi-Guard Flat Top
Style: Ascot

← Type of railing to be used



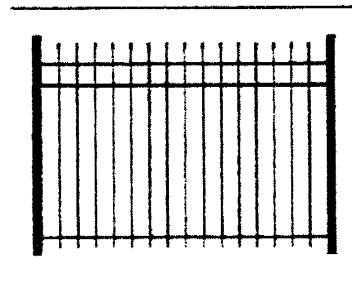
Elegantly crafted, versatile and durable, Alumi-Guard's maintenance-free, powder coated Ornamental Aluminum Fence and Estate Gates are the ideal choice to complement your home, pool, and landscape design - while offering boundary definition and security.

Alumi-Guard Flat Top
Style: Canterbury



Elegantly crafted, versatile and durable, Alumi-Guard's maintenance-free, powder coated Ornamental Aluminum Fence and Estate Gates are the ideal choice to complement your home, pool, and landscape design - while offering boundary definition and security.

Alumi-Guard Pressed Spear
Style: Belmont



Perfect for your estate, Alumi-Guard Ornamental Aluminum Fence and Estate Gates are offered in a wide variety of classic and attractive styles and are available in seven rich powder coated colors and seven unique grades.



Porch

Designed to last beautifully.™

TRIM


MOULDING

DECK

PORCH

RAIL

PAVERS



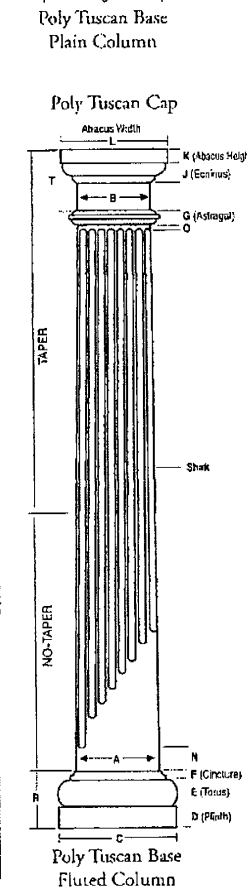
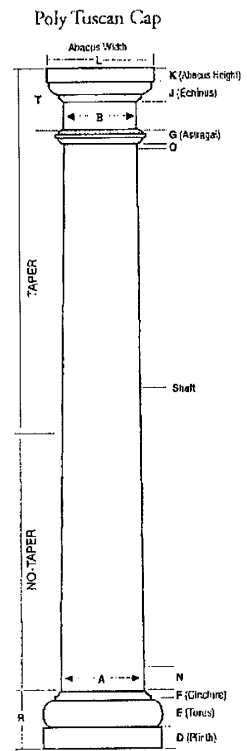
AZEK Porch Install Guide

Installation Guidelines	2
Tools Required.....	2
Installation Preparation.....	3
Fasteners.....	4
Expansion and Contraction.....	4
Installation Instructions.....	5-6
Perimeter Details.....	7
Stair Details	7
Care and Cleaning	7

Round Tapered **PERMA**Cast® Columns

COL. SIZE	A	B	C	D	E	F	G	J	K	L	O	N	R	T	LENGTHS AVAIL. (ft.)
6"	5 3/4"	4 3/4"	9"	1 1/8"	1 1/2"	3/4"	3/8"	1 1/4"	1 3/8"	8"	1"	6 3/4"	3 3/8"	4 3/4"	4.6-8
8"	7 3/4"	6 3/4"	10 1/2"	1 3/8"	1 3/4"	7/8"	1/2"	1 1/2"	1 3/4"	9 1/4"	1 1/2"	2 1/4"	4 3/8"	4 1/4"	5.6-10.10
10"	9 3/4"	8 3/4"	13 3/4"	2 3/8"	2 1/4"	7/8"	1/2"	1 3/4"	1 3/4"	11 1/4"	3/4"	2 3/4"	5 1/4"	5"	6.8-12.10
12"	11 3/4"	9 3/4"	16 3/4"	2 3/4"	2 3/4"	7/8"	1/2"	1 3/4"	2 3/4"	13 3/4"	3/4"	2 3/4"	6 3/4"	5 1/4"	6.8-12.10 14.16.18
14"	13 3/4"	11 3/4"	19 3/4"	3 3/8"	3 3/8"	1 1/8"	1"	2"	2 3/8"	17"	7/8"	2 3/4"	7 3/4"	7"	8.10.12.14.16 18.20
16"	15 3/4"	13 3/4"	22"	3 3/4"	3 3/4"	1 1/4"	1 3/8"	2 1/4"	2 3/4"	19 3/4"	1"	3"	8 3/4"	8"	8.10.12.14.16 18.20.22.24.26
18"	17 3/4"	15 3/4"	24 3/4"	4"	4"	1 1/2"	1 1/2"	2 3/4"	3 3/8"	22 3/4"	1 1/2"	10 3/4"	9 3/8"	8 3/4"	10.12.14.16.18 20.22.24
20"	19 3/4"	17 3/4"	27"	4 3/4"	4 3/4"	2"	1 3/4"	2 3/4"	3 3/4"	24 3/4"	1 3/4"	10 3/4"	11 1/4"	9"	16.18.20.22. 24.26
22"	21 3/4"	19 3/4"	30 3/4"	5"	5"	2"	1 3/4"	3"	3 3/4"	27 3/4"	1 3/4"	10 3/4"	12"	10 3/4"	12.14.16.18.20. 22.24.26.28.30
24"	23 3/4"	21 3/4"	33 3/4"	6"	5 3/4"	2 1/4"	2"	3 3/4"	4"	30 3/4"	1 3/4"	10 3/4"	13 3/4"	11 3/4"	20.22.24.26.28
28"	28"	24 3/4"	38"	6 3/4"	6 3/4"	2 3/4"	2 3/4"	3 3/4"	4 3/4"	33 3/4"	1 3/4"	10 3/4"	15 3/4"	11 3/4"	20.22.24.26.28
30"	29 3/4"	26 3/4"	41 3/4"	6 3/4"	5 3/4"	2 3/4"	3"	4"	4 3/4"	38 3/4"	1 3/4"	10 3/4"	14 3/4"	14 3/4"	20.22.24.26.28 30

*There may be a variance of up to 1/4" in all dimensions. Fluted columns available in all diameters. See page 16 for Parallel dimensions. See page 18 for Decorative Capital dimensions. □ Standard Fluted Column (Fluted in mold)
• Split columns are not load bearing.



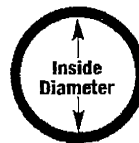
COLUMN-LOC®

Column-Loc® creates a continuous connection from floor to beam/header without the expense of splitting and reattaching the column. This labor saving product is easy to install and delivers wind uplift resistance especially important in coastal and high wind areas. Currently available for 8" and 10" round (tapered and no-taper) and square PermaCast® columns. Kits are available with and without threaded rod in lengths up to 12'*



ROUND PERMACAST® INSIDE DIMENSIONS

Inside dimension may vary up to 1/8". Splitting a column will decrease inside dimension 1/8".



COLUMN SIZE	TOP I.D.	BOT I.D.
6"	3 3/4"	4 3/8"
8"	5 1/2"	6 3/8"
10"	7 3/4"	8 3/8"
12"	8 3/4"	10 3/8"
14"	10 3/4"	12 3/8"
16"	12 3/8"	15"
18"	14 3/8"	16 3/4"
20"	16 3/8"	18 3/4"
22"	18 3/8"	20 3/4"
24"	20"	22 3/4"
28"	22 3/4"	26 3/4"
30"	25 3/4"	28 3/4"

*Plain columns only

PLUMB-FIT®

To make installation even easier our 6"-12" round and square poly Tuscan Cap and Base Sets with flashing cap come with the Plumb-Fit® patented (Patent 9689674) installation system included.

ROUND PERMACAST® PORCH INSTALLATION BRACKET

The HB&G Porch Installation Bracket includes the bracket and all required hardware. The bracket fits 20" - 30" Plain Round PermaCast® Columns and will secure a 2nd story porch to our PermaCast® Columns. Three brackets are required for each column.



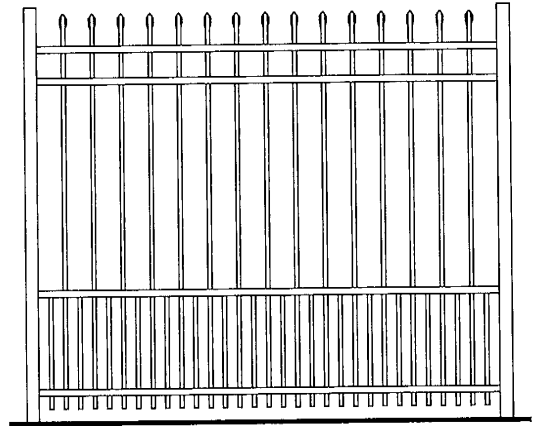
Aluminum Fence

Installation Instructions



Aluminum Fencing

Alumi-Guard® aluminum fencing styles are durable, scratch resistant powder coated aluminum fence and gates which are naturally corrosion resistant and provide long product life-cycles with low maintenance. Our aluminum fencing meets or exceeds ASTM F2957-13 and our welded U-frame gates are the strongest in the industry.



Warning:

- Improper installation of this product can result in personal injury. Always wear safety goggles when cutting, drilling and assembling the product.
- Incorrect installation may cause harm to the product or individual.
- Not pool code approved.

Notice:

- DO NOT attempt to assemble the kit if parts are missing or damaged.
- DO NOT return the product to the store. For assistance or replacement parts call: 1-877-258-6448

1. Before You Begin

- Make sure the fence line has been properly located by the responsible party. Never assume where the fence is to be installed.
- Before digging, make sure the fence line has been checked for underground utilities, pool equipment line, and sprinkler systems.
- Check contents of order: Make sure all the parts match the order in type, size and quantity.
- Identify and separate the four styles of posts: Line posts have holes routed on opposite sides, Corner posts have holes routed on adjacent sides, and End posts have holes routed on one side. Gate posts are routed like end posts, but the wall thickness is almost double to support the weight and use of the gate - Figure 1

2. Preparation

1. Fence should be installed 2 - 3 inches off of the ground to allow gates to function properly, and to allow maintenance of the grass - Figure 2
2. Gates are built to fit actual openings; if the packing list shows a 4' gate, the gate and hardware fits in the 4" opening - Figure 3
3. When setting gate posts, it is very important to get the opening exact and gate posts must be topped

3.

out bubble level in order for channels to line up with channels on the panels. After opening has been set properly, it is good to lay a post on top of both gate posts and set a level on top to ensure that posts are evenly topped out.

4. When digging holes to install Alumi-Guard Fence, holes should be 6" to 8" in diameter and at least 24" deep. Refer to Figure 2. In areas where freezing is a factor, fence posts need to be below the frost line. It is also a good practice to "bell out" the bottom of the hole to prevent posts from heaving.
5. Full panels should always be used; however, if a shorter panel is required, a panel may be custom cut to any size in order to accommodate the line. Using a Saw-Z-All or notching tool to make the cuts, notch the end of the channel to fit inside the post (using the factory notch as your guide).

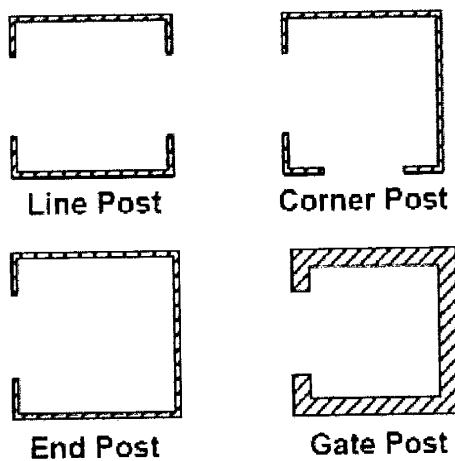


Fig. 1

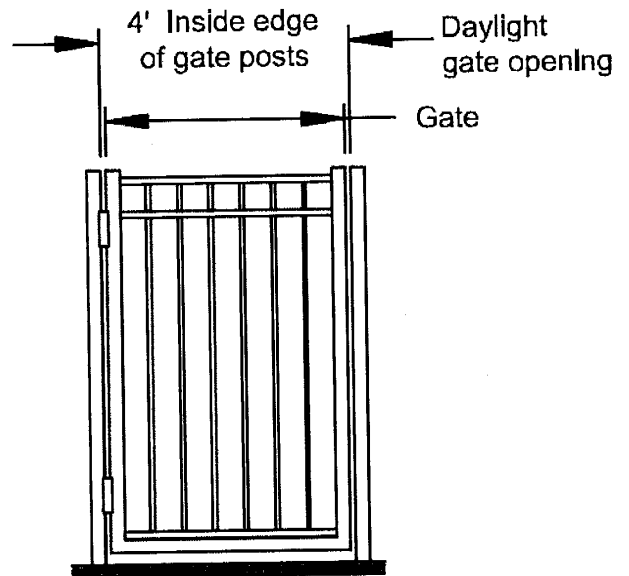


Fig. 3

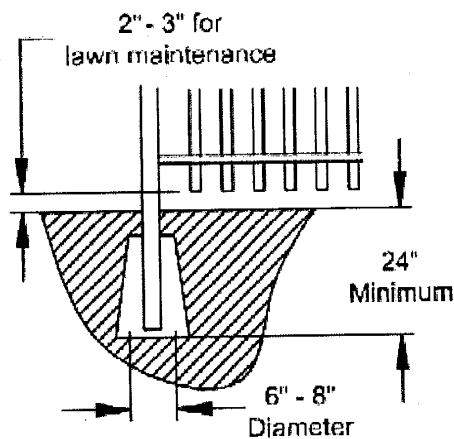


Fig. 2

6. Alumi-Guard offers three grades of rackability for its panels - Figure 4
7. When inserting panels into a corner post, the channels on one panel need to be cut at an angle so that both panels fit all the way into the post - Figure 5

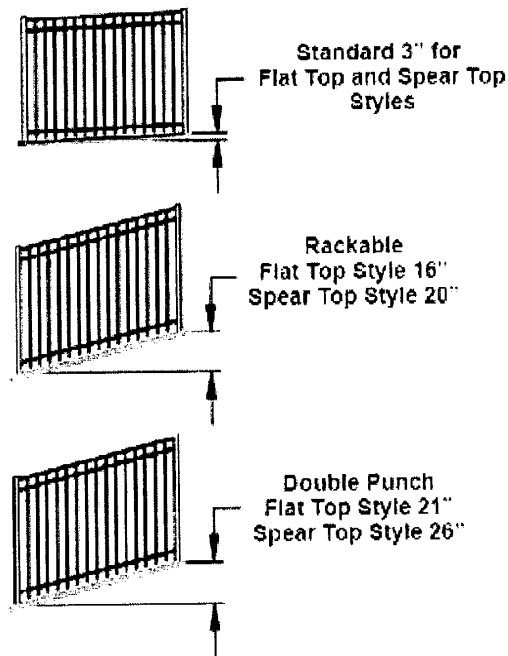


Fig. 4

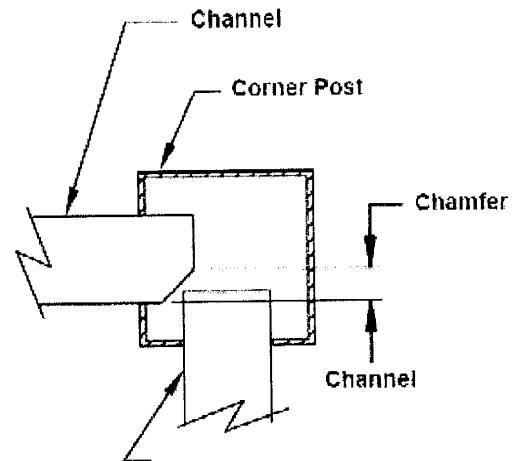


Fig. 5 Top View

Layout

1. Layout and install one line at a time. Start at a front corner or beside the house. Drive a stake at each end of the line and run a string line from stake to stake. This will ensure holes are marked in a straight line.
2. Mark holes every 73-3/8" with 2" posts on center – if there is a gate in the line add 2" to gate opening when marking – then resume the 73-3/8" with 2" posts panel spacing. **Example:** If you have a 48" gate opening, mark the holes for your gate posts 50" on center with 2" posts - Figure 6
3. Any sections that need to be custom cut should be at the back of the fence line or next to the house for the best look.

Installation

2.

1. Now that the line has been laid, dig all of the holes that have been marked and place the posts in the holes. Set the first post in the center of the hole and pour the concrete. Level the post in each direction and readjust the string line so that all posts will be in the center of the holes throughout the entire line. Leave posts a little high for topping out purposes. It is easier to knock posts down than it is to float posts up.
2. Now that the first post is set, insert panel into the post - bottom channel first, then the top two channels. Make sure the screws are facing in, and that the notches are all the way against the post. Screw the panel into the post - Figure 7 Go to the next hole and put panel into post, insert screws, level post up the string, and set this post. Repeat this procedure until the entire line is installed.
3. Once the line is set, re-level and top out the two end posts. Take the string down and move it to the top

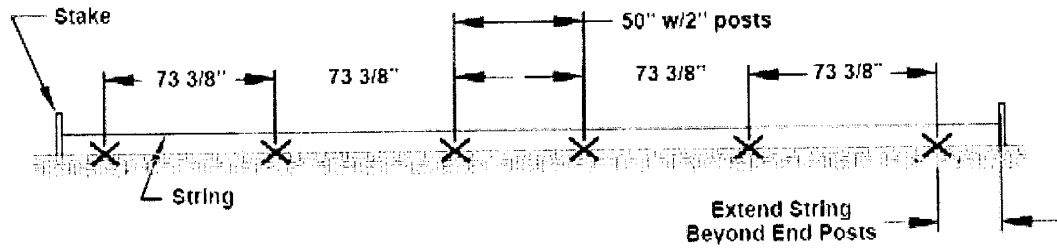


Fig. 6

of these two posts. Raise and lower posts as necessary to give the fence line the best looking top possible. After line is topped out, put string to the outside of these posts near the top. Then walk the line and push all the posts over to the point where they are barely touching the string - Figure 8

4. Take the string down, step back and visually inspect the completed line for both in and out, and the topped out look.

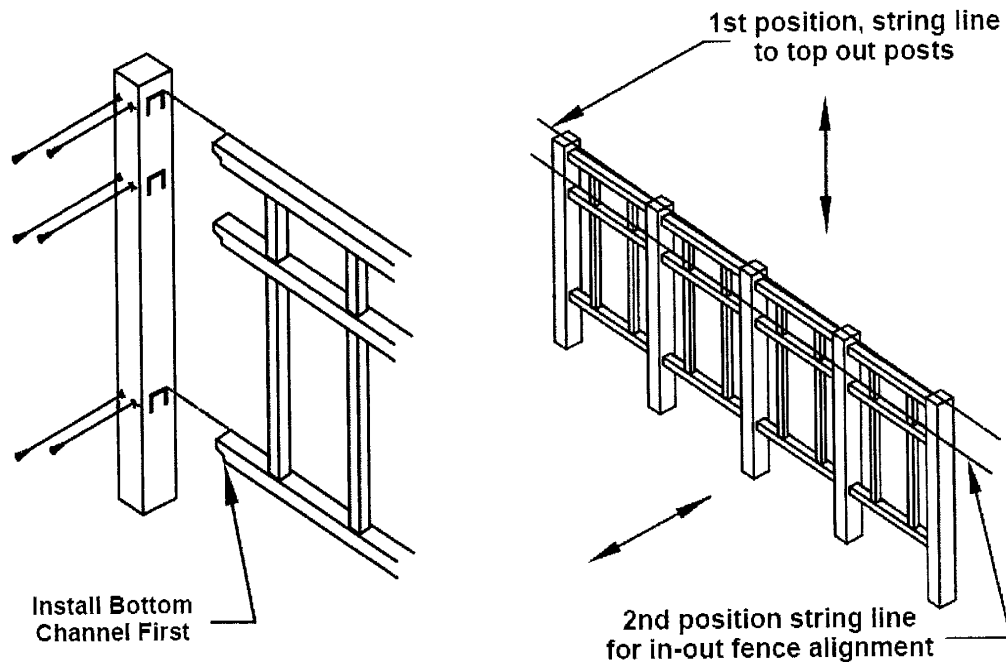


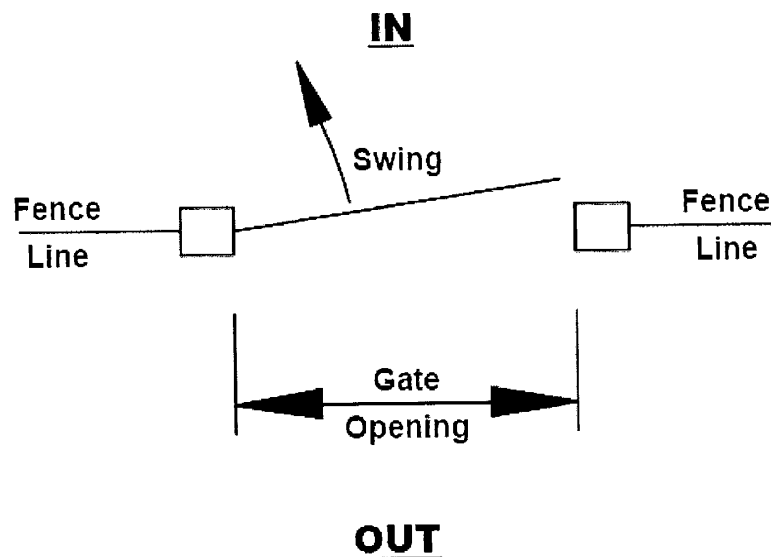
Fig. 7

Fig. 8

5. Layout and install the next line just like the first line. Continue this process until the entire fence is installed.
6. After the fence is installed, topped out and leveled up, it's time to put on the caps. Place caps on posts and gently tap them on with a rubber mallet. Try not to knock posts down or out of level. While installing caps, look for scratches or nicks that need to be touched up with paint. Use only Alumi-Guard paint so that it matches the powder coating on the product.
7. Once the touch-up work is complete, the gates should be installed.

NOTE: Gates should be installed last to allow posts as much time as possible to set up.

8. Choose which side the gate is to be hinged, and which way the gate will swing (in or out). - See Example
9. Install hinges onto gate and set gate in the opening. Raise gate up until the channels line up, and attach hinges to post. Once hinges are attached, install latch on opposite side of hinges. Finally, adjust the tension in the hinges - just enough to self-close the gate, but not so much that it slams shut - Figure 9



Example

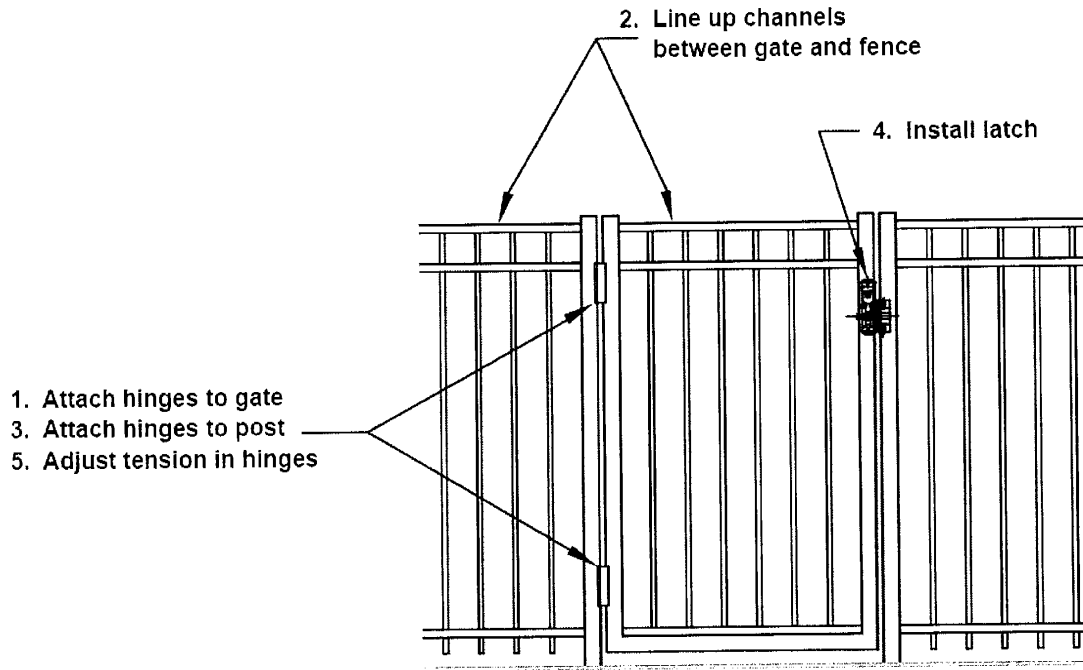


Figure 9

Transferable Limited Lifetime Warranty

You're not just purchasing a fence, you're investing in your property.

Protecting what you love

At Alumi-Guard® we understand that fencing needs to be as durable as it is beautiful. That's why we use only the finest materials and why we back all our products with a transferable limited lifetime warranty.

You've worked hard to make your fence - functional, comfortable, a natural expression of your personality. With Alumi-Guard®, that feeling doesn't stop at your door. From the strength and beauty of their craftsmanship, to the guarantee of their future, our outdoor living products make your project complete, safe and secure.

Who is covered:

- The limited lifetime warranty covers single-family residential properties only. This limited warranty extends to the original purchaser and one (1) individual transferee as specified herein.
- A thirty (30) year limited warranty covers any other type of building or property including those owned by corporations, governmental agencies, partnerships, trusts, religious organizations, schools, condominiums, homeowner associations, cooperative housing arrangements and apartment buildings. The warranty period will be thirty (30) years following the original date of Product purchase.

Aluminum - What is covered: Barrette Outdoor Living warrants that its aluminum fencing products ("Product") will be free from defects in material and workmanship for the warranty period. This limited warranty is valid beginning on the date of Product purchase.

Barrette Outdoor Living warrants the Product against peeling, flaking, rotting, chipping, cracking, blistering, splintering, corrosion and rusting; or abnormal discoloration/fading* under normal atmosphere and weather conditions.

*After prolonged exposure to outdoor environments, all products will experience some gradual fading over time and is considered normal (up to a standard variation determined by Delta E color measurement, not to exceed Delta 5). Degrees of fading vary depending on geographical location, air pollution, exposure and other factors.

What this warranty does not cover: This limited warranty does not cover damage resulting from: misuse, abuse, improper storage or handling, improper installation, other aluminum products and accessories that are not manufactured by Barrette Outdoor Living, or manufactured for specific use in aluminum fence applications; damage caused by events beyond human control including but not limited to damage caused by animals or natural events; impact of foreign objects, fire, earthquake, flood, lightning, hail, hurricane, tornado or other casualty or act of God; movements, distortion, collapse or settling of ground or structure on which the fence is installed. This limited warranty does not cover costs of removal or disposal of product, or re-installation of replacement product.

What Barrette Outdoor Living does to remedy the problem: Should your Barrette Outdoor Living product prove defective under warranty, visit the website or call the phone number listed below. Barrette Outdoor Living requires written notice or phone call within thirty (30) days of discovering the defect and you must show original proof of purchase receipt. You will be required to provide to Barrette Outdoor Living pictures and/or samples of the defective Product. If it is determined by Barrette Outdoor Living, in its sole discretion, the Product has a manufacturer defect in material or workmanship, Barrette Outdoor Living will replace with new or equivalent products; labor is not included in warranty. If the Product is discontinued, Barrette Outdoor Living will repair or replace the Product with a product in comparable quality or price range.

Barrette Outdoor Living reserves the right to discontinue or modify any of its products, including the color of its products without notice to the purchaser. Barrette Outdoor Living does not warrant that any replacement material will match or be identical to the

original Product as replacement products may vary in color or gloss in comparison to the original Product as a result of normal weathering.

Transferee Coverage: Limited lifetime warranty coverage will be extended to one (1) transferee with the following limitations: the one (1) transfer shall only be from residential homeowner (original Product purchaser) to a second homeowner. After a transfer, the warranty is valid thirty (30) years from the date of the original purchase.

The thirty (30) year limited warranty for commercial installations cannot be transferred.

Registration: To activate this warranty, fill out the product registration form on the website listed below, or mail a completed registration card to Barrette Outdoor Living. Registration of Product must be within thirty (30) days from date of Product purchase for warranty to be valid.

Except as expressly set forth in this warranty, Barrette Outdoor Living HEREBY EXPRESSLY DISCLAIMS ANY REPRESENTATION, WARRANTY, PROMISE, GUARANTEE OR OTHER ASSURANCE OF ANY KIND, EXPRESS OR IMPLIED, ORAL OR WRITTEN, STATUTORY OR OTHERWISE, RELATING TO THE PRODUCT. STATE LAW WILL DETERMINE THE PERIOD OF TIME FOLLOWING THE SALE THAT YOU MAY SEEK A REMEDY UNDER THE IMPLIED WARRANTY OF MERCHANTABILITY OR FITNESS FOR A PARTICULAR PURPOSE.

NO DISTRIBUTOR, DEALER OR OTHER PERSON IS AUTHORIZED BY BARRETTE OUTDOOR LIVING TO CHANGE THIS WARRANTY OR TO MAKE ANY ADDITIONAL REPRESENTATION, WARRANTY, PROMISE, GUARANTEE OR OTHER ASSURANCE ON BEHALF OF BARRETTE OUTDOOR LIVING RELATING TO THE PRODUCT. THIS WARRANTY GIVES YOU SPECIFIC LEGAL RIGHTS, AND YOU MAY ALSO HAVE OTHER RIGHTS WHICH VARY STATE TO STATE.

LIMITATION OF LIABILITY: THE REMEDIES DESCRIBED ABOVE ARE YOUR SOLE AND EXCLUSIVE REMEDIES AND BARRETTE OUTDOOR LIVING'S ENTIRE LIABILITY FOR ANY BREACH OF THIS LIMITED WARRANTY. BARRETTE OUTDOOR LIVING'S LIABILITY SHALL UNDER NO CIRCUMSTANCES EXCEED THE ACTUAL AMOUNT PAID BY YOU FOR THE DEFECTIVE PRODUCT, NOR SHALL BARRETTE OUTDOOR LIVING BE LIABLE FOR ANY CONSEQUENTIAL, INCIDENTAL, SPECIAL OR PUNITIVE DAMAGES OR LOSSES, WHETHER DIRECT OR INDIRECT. SOME STATES DO NOT ALLOW THE EXCLUSION OR LIMITATION OF INCIDENTAL OR CONSEQUENTIAL DAMAGES, SO THE ABOVE LIMITATION OR EXCLUSION MAY NOT APPLY TO YOU. THIS WARRANTY IS VALID ONLY IN THE UNITED STATES AND CANADA.

This warranty is effective for products purchased after January 1, 2019.

This warranty can also be found online at Alumi-Guard.com/warranty.

To register your product, visit Alumi-Guard.com

In case of a warranty claim call 1.877.258.6448



Protecting what you love

Alumi-Guard®
2401 Corporate Blvd. • Brooksville, FL 34604
545 Tilton Road • Egg Harbor City, NJ 08215
Alumi-Guard.com








1
7
5
0
4










Stock



C10*



C101


SPECIFICATIONS

- Railing Heights: 36", 42"
- Railing Lengths: 4', 5', 6', 7', 8'
- Stair Rail Lengths*: 4', 5', 6', 7', 8'
- C10 Baluster: 3/4" x 3/4" x (.045" wall)
- C101 Baluster: 3/4" Round (.050" wall)
- Baluster Spacing: 3.875", 3.625" Stairs
- Stylish Top Rail: 1-3/4" w (.090") x 1-3/8" t (.085")
- Bottom Rail: 1-3/4" w (.090") x 1-1/4" t (.120")
- Vinyl Insert Baluster Retainer (Top and Bottom Rails)
- Bottom Rail Support: 7', 8'
- Adjustable Gates: 36"W, 48"W, and 60"W Openings

NOTE: Baluster end spacing may vary by length.
All sections do not come out even on each end as shown above.



Top Rail Profile

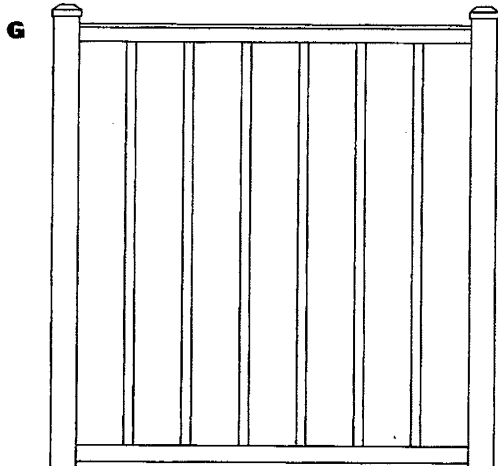


Bottom Rail Profile

A stylish 1-3/4" x 1-3/8" top rail combined with the 1-3/4" x 1-1/4" classic bottom rail creates a streamlined design sure to appeal to those with a touch of class.

Styles C10* & C101

The Tuscan Series adds a touch of class with classic 2-rail designs. These designs are accented with a stylish top rail and 3/4" square or round balusters along with a variety of satin, textured, and multi-colored finishes, and a lifetime limited warranty. Featuring classic designs to warm your heart as you are greeted home.



G

E Style: C10 With Level Crossover Post
Color: Bronze Fine Texture

F Style: C10 With Level Crossover Post
Color: Satin Black

G Style: C10 Adjustable Gate

CCRR-0163 complies with IBC, IRC, and FBC




*For 4' through 6' Sections

*For Stair Rail Racking Information visit our website.


Digger Specialties INC, Westbury® Aluminum Railing - Riviera Series

Styles C30R* & C301R

Adding rings to the 3-rail design gives it a sophisticated appearance. With an option of Style C30R 3/4" square or Style C301R 3/4" round balusters, you can create your own design to fit your lifestyle.



C30R*

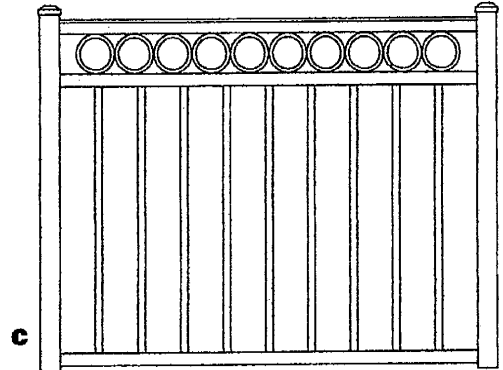


C301R


SPECIFICATIONS

- Railing Heights: 36", 42"
- Railing Lengths: 4', 5', 6', 7', 8'
- Stair Rail Lengths*: 4', 5', 6', 7', 8'
- C30R Baluster: 3/4" x 3/4" x (.045" wall)
- C301R Baluster: 3/4" Round (.050" wall)
- Baluster Spacing: 3.875", 3.625" Stairs
- Stylish Top Rail: 1-3/4" w (.090") x 1-3/8" t (.085")
- Mid Rail: 1-3/4" w (.070") x 1-1/4" t (.070")
- Bottom Rail: 1-3/4" w (.090") x 1-1/4" t (.120")
- Vinyl Insert Baluster Retainer (Top, Mid and Bottom Rails)
- Bottom Rail Support: 5', 6', 7', 8'
- Adjustable Gates: 36"W, 48"W, and 60"W Openings

NOTE: Baluster end spacing may vary by length.
All sections do not come out even on each end as shown above.



C



A Style: C30R
Color: Gloss White

B Style: C301R
Color: Black Fine Texture


C Style: C30R Adjustable Gate

C30R w/square Baluster - height 36"
Color: Black Fine Texture

CCRR-0163 complies with IBC, IRC, and FBC

MIAMI DADE COUNTY

*For 4' through 6' Sections




C31*

C311

SPECIFICATIONS

- Railing Heights: 36", 42"
- Railing Lengths: 4', 5', 6', 7', 8'
- Stair Rail Lengths¹: 4', 5', 6', 7', 8'
- C31 Baluster: 3/4" x 3/4" x (.045" wall)
- C311 Baluster: 3/4" Round (.050" wall)
- Baluster Spacing: 3.875", 3.625" Stairs
- Stylish Top Rail: 1-3/4" w (.090") x 1-3/8" t (.085")
- Mid Rail: 1-3/4" w (.070") x 1-1/4" t (.070")
- Bottom Rail: 1-3/4" w (.090") x 1-1/4" t (.120")
- Vinyl Insert Baluster Retainer (Top, Mid and Bottom Rails)
- Bottom Rail Support: 5', 6', 7', 8'
- Adjustable Gates: 36"W, 48"W, and 60"W Openings

NOTE: Baluster end spacing may vary by length.
All sections do not come out even on each end as shown above.



Top Rail Profile




Mid Rail Profile



Bottom Rail Profile

Styles C31* & C311

You can create a high quality appearance with the designs of Style C31 or C311. Style C31 utilizes a 3-rail design including 3/4" square balusters while Style C311 is comprised of the 3-rail design along with 3/4" round balusters.




A Style: C31
Color: Gloss White

CCRR-0163 complies with IBC, IRC, and FBC



*For 4' through 6' Sections

For Stair Rail Racking Information visit our website.



C30*


C301

SPECIFICATIONS


- Railing Heights: 36", 42"
- Railing Lengths: 4', 5', 6', 7', 8'
- Stair Rail Lengths: 4', 5', 6', 7', 8'
- C30 Baluster: 3/4" x 3/4" x (.045" wall)
- C301 Baluster: 3/4" Round (.050" wall)
- Baluster Spacing: 3.875", 3.625" Stairs
- Stylish Top Rail: 1-3/4" w (.090") x 1-3/8" t (.085")
- Mid Rail: 1-3/4" w (.070") x 1-1/4" t (.070")
- Bottom Rail: 1-3/4" w (.090") x 1-1/4" t (.120")
- Vinyl Insert Baluster Retainer (Top, Mid and Bottom Rails)
- Bottom Rail Support: 5', 6', 7', 8'
- Adjustable Gates: 36"W, 48"W, and 60"W Openings

NOTE: Baluster end spacing may vary by length.
 All sections do not come out even on each end as shown above.
 7' & 8' sections have center support between top and mid rail.
 All radius sections have mid rail support.

Styles C30* & C301



Top Rail Profile

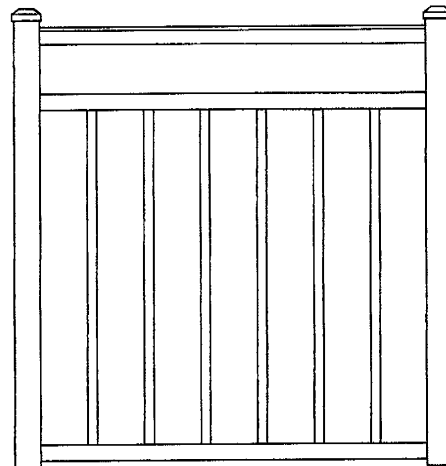


Mid Rail Profile



Bottom Rail Profile

A sleek designed top rail and the esthetically shaped mid and bottom rails create a harmonious appearance.




F Style: C30 Adjustable Gate

E Style: C30
 Color: Bronze
 Fine Texture



True Close Hinge



Lock Latch Deluxe, Back



Lock Latch Deluxe, Front





Magna-Latch


CCRR-0163 complies with IBC, IRC, and FBC




*For 4' through 6' Sections




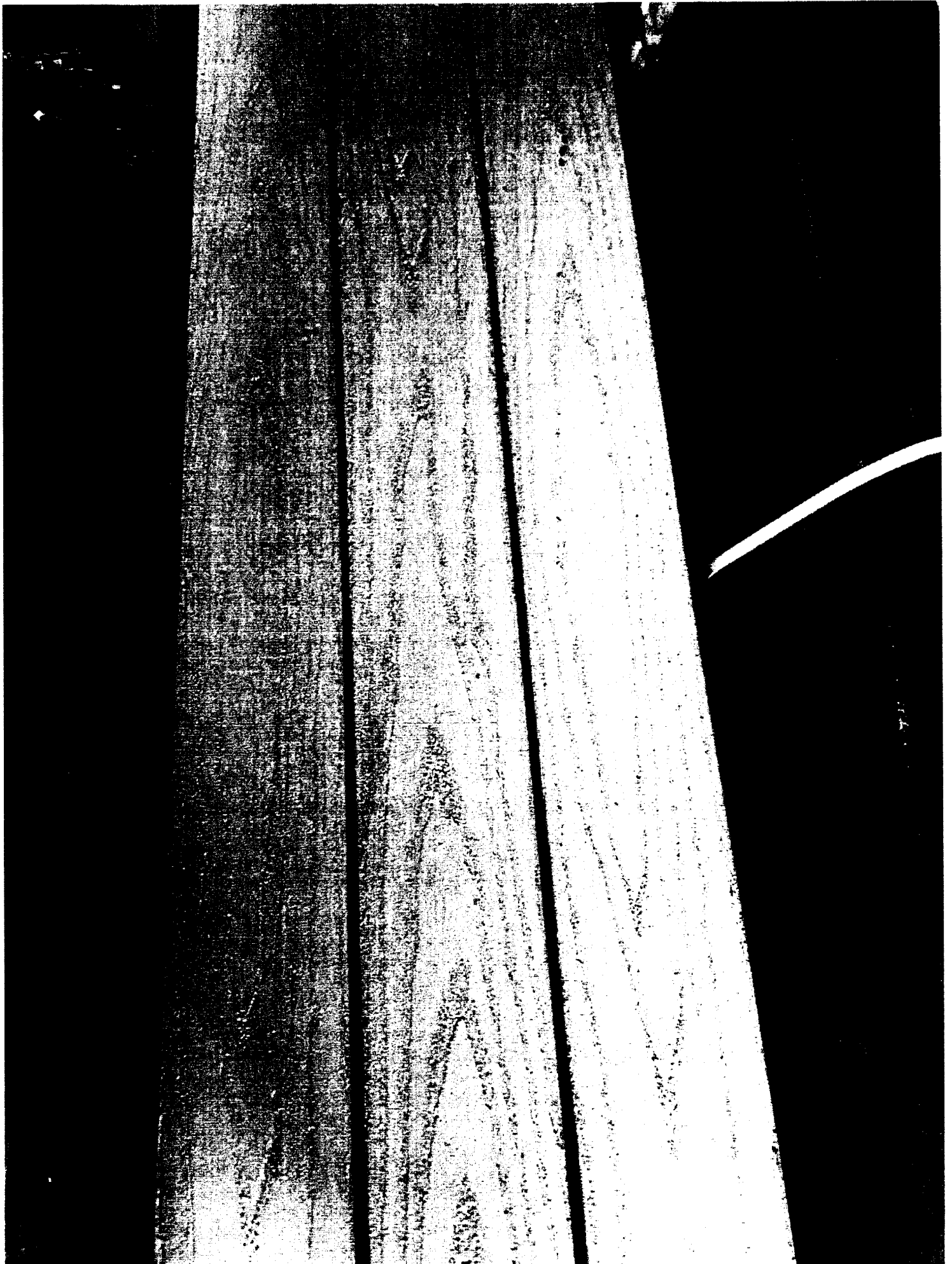

















BOARD OF BUILDING STANDARDS
ARCHITECTURAL REVIEW BOARD
SIGN REVIEW BOARD

12650 Detroit Avenue • (216) 529-6630 • FAX (216) 529-5907 • www.lakewoodoh.gov

Application Cover Page

Docket No.: 07-99-21

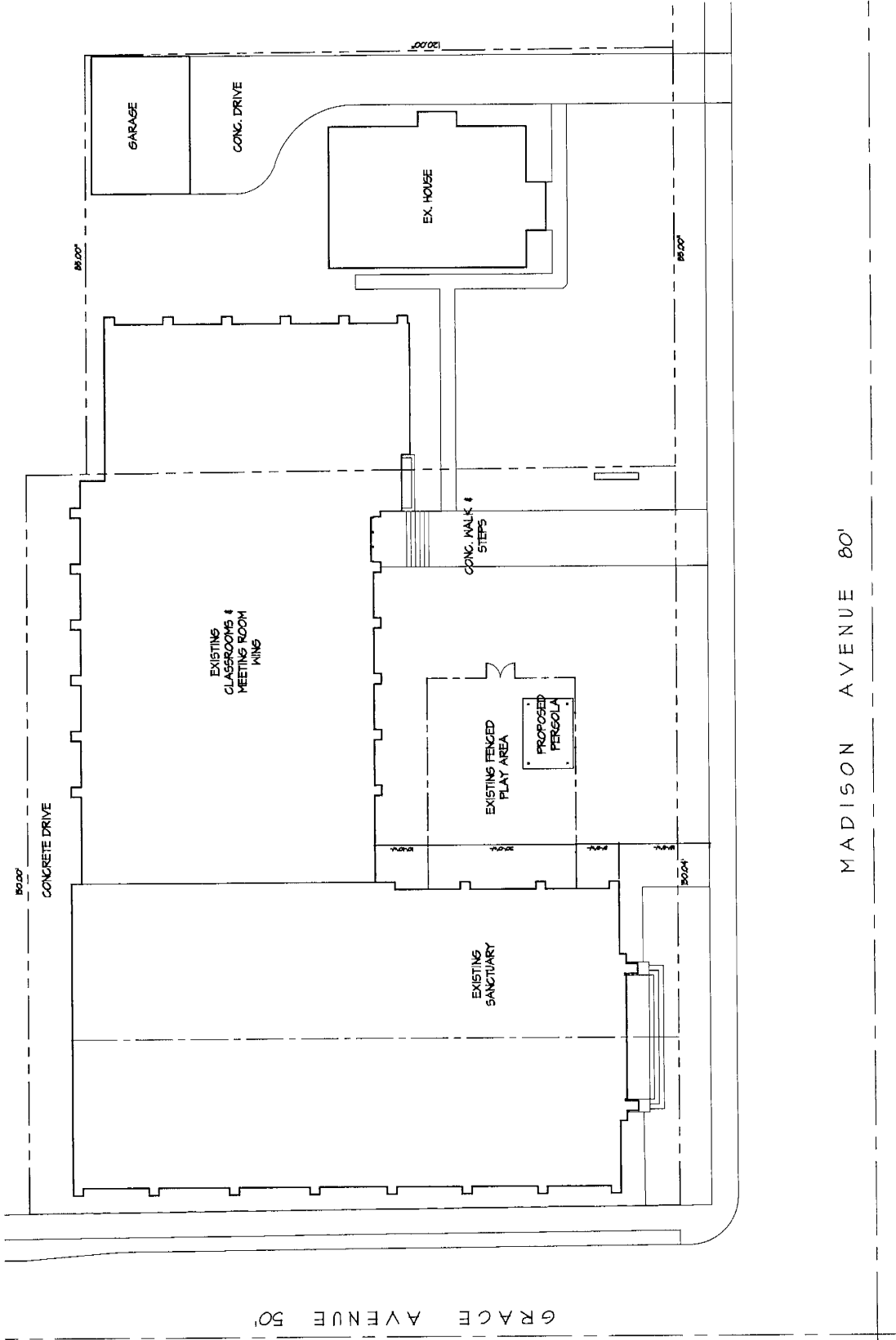
Permit No.: BBS21-000123

Applicant Name: Noel Bartlett, Grace Lutheran Church

Project Address: 13208 Madison Ave.

Project Name: Grace Lutheran Church

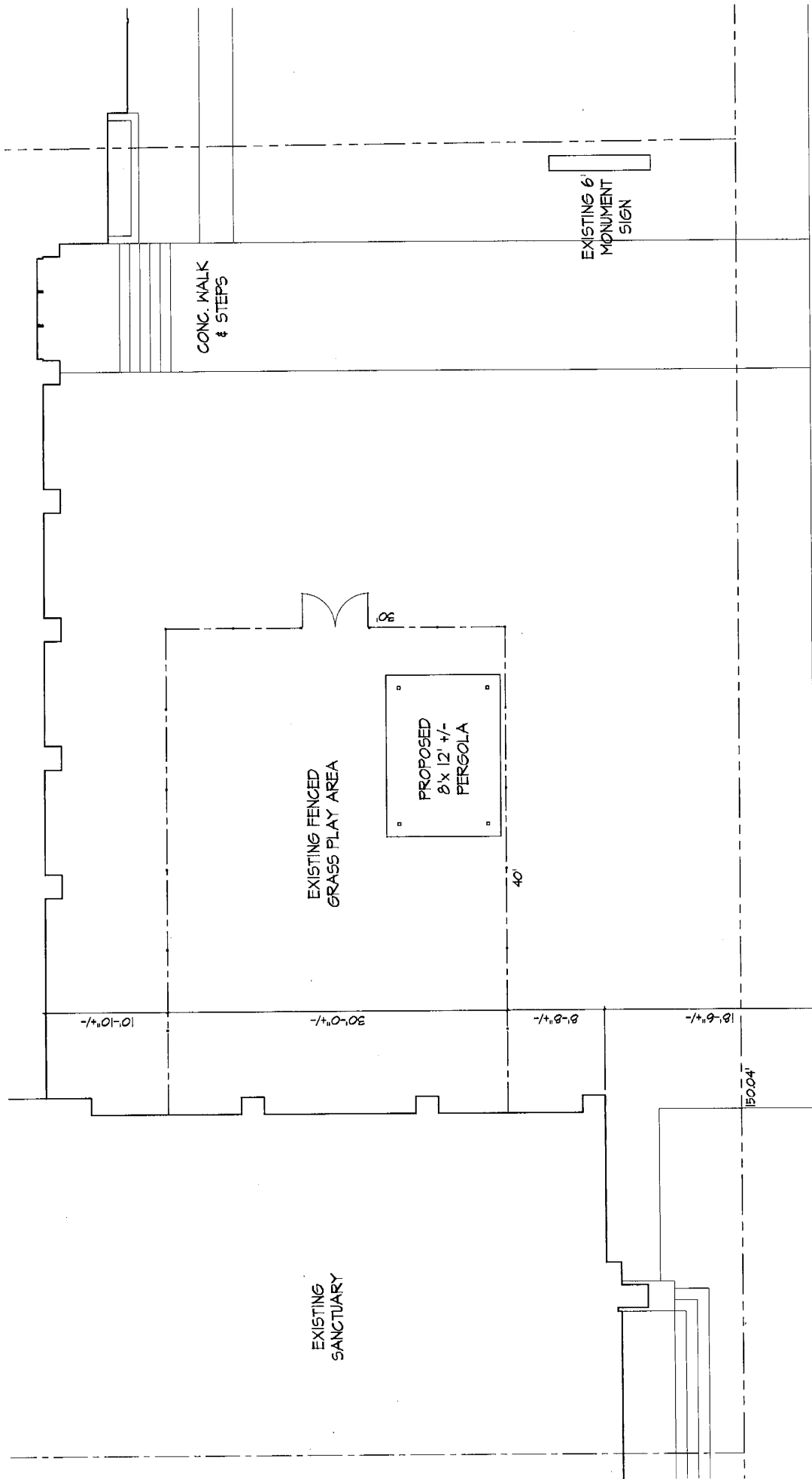
Project: Applicant proposes a pergola in the preschool front play yard.



OVERALL SITE PLAN
 SCALE: 1" = 20'-0"

NEW SHADE PERGOLA for EX. PLAY AREA
 GRACE LUTHERAN CHURCH
 13028 MADISON AVE., LAKEWOOD, OHIO

JUNE 15, 2021



NEW SHADE PERGOLA for EX. PLAY AREA

GRACE LUTHERAN CHURCH

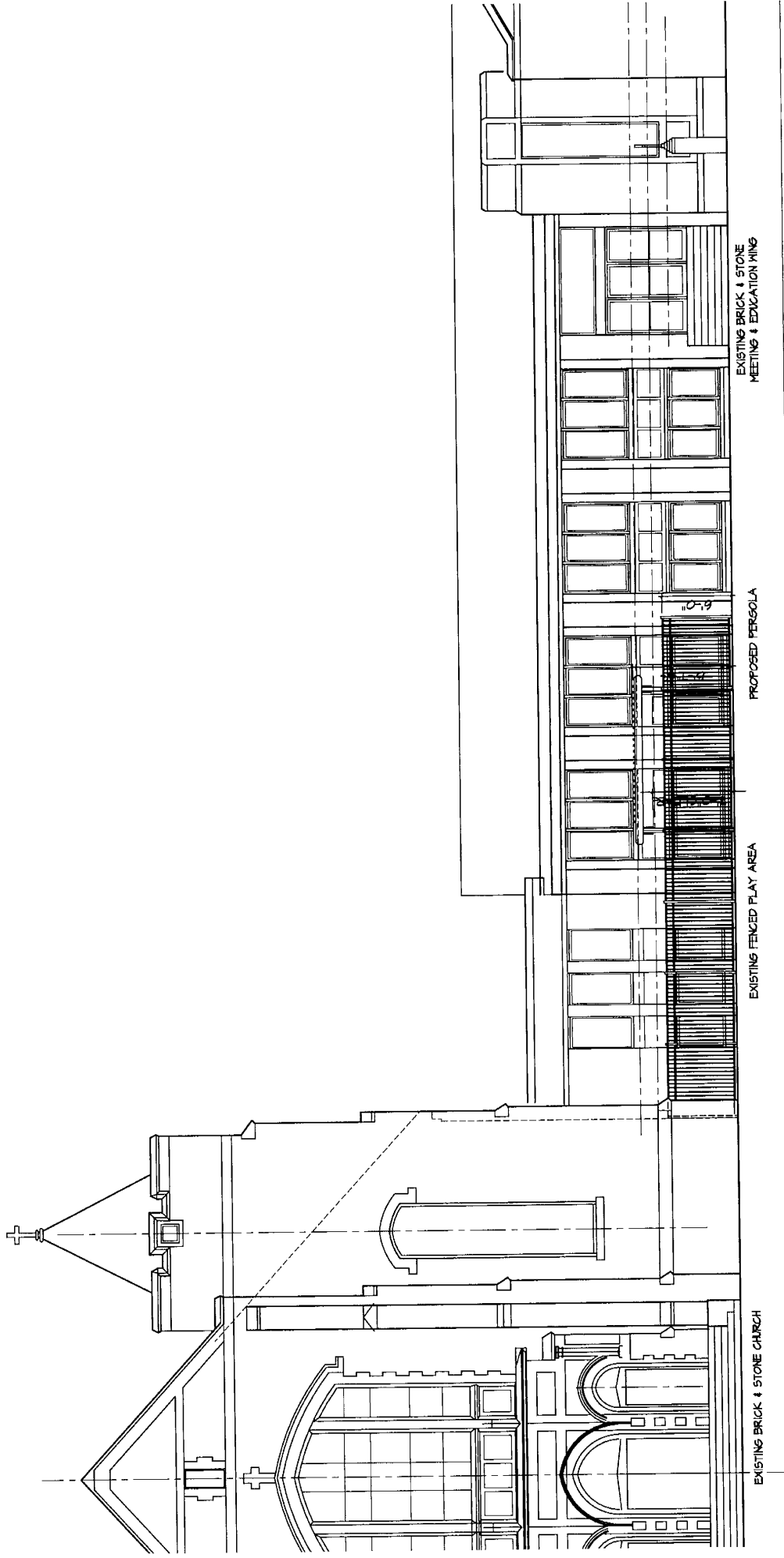
13028 MADISON AVE., LAKEWOOD, OHIO

JUNE 15, 2021

PARTIAL SITE- PLAY AREA PLAN

SCALE: 1/8" = 1'-0"



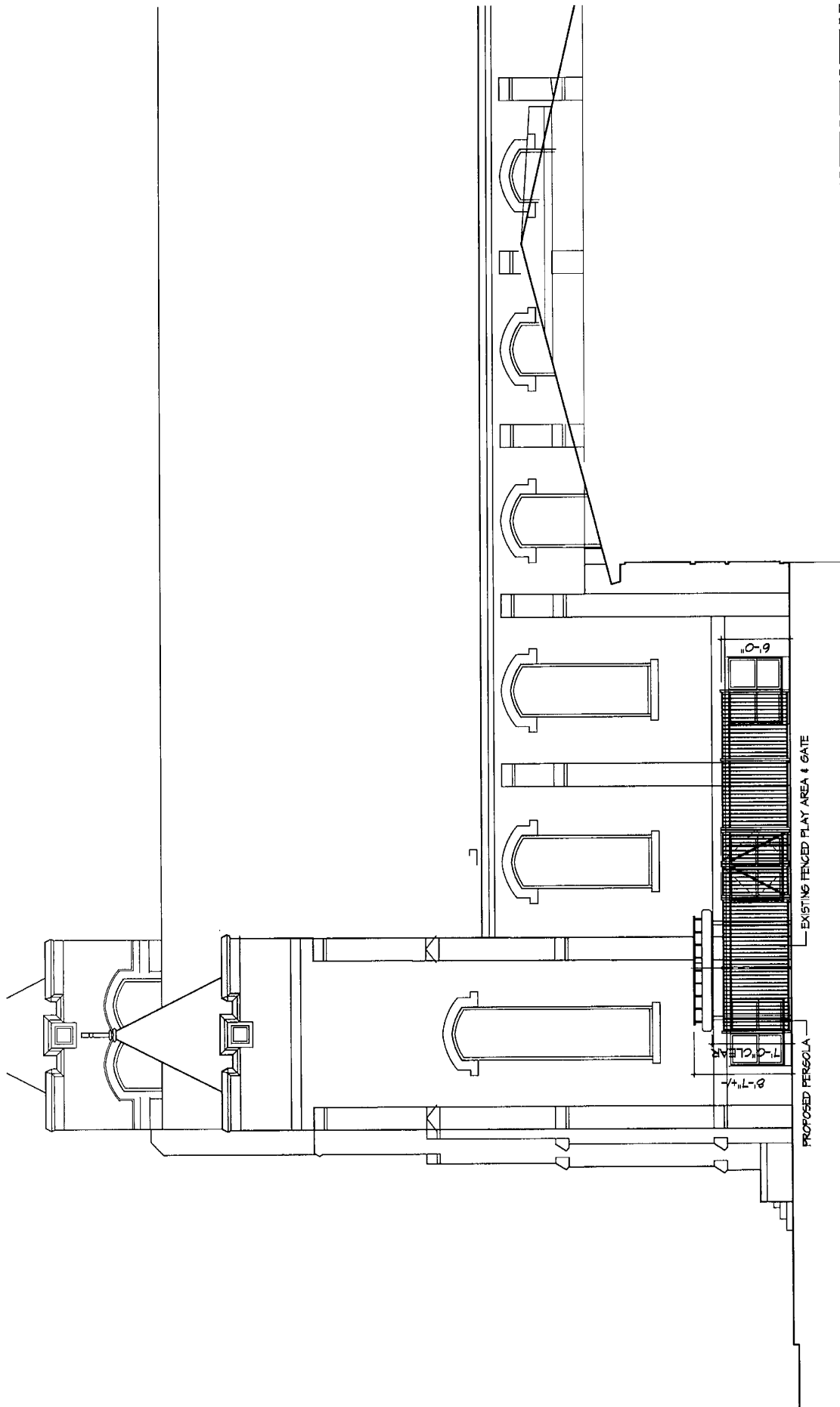


NEW SHADE PERGOLA for EX. PLAY AREA
 GRACE LUTHERAN CHURCH
 13028 MADISON AVE., LAKEWOOD, OHIO

JUNE 15, 2021

1 SOUTH ELEVATION- VIEW FROM STREET
 SKA31 SCALE: 1/8"= 1'-0"

EXISTING BRICK & STONE CHURCH




NEW SHADE PERGOLA for EX. PLAY AREA
 GRACE LUTHERAN CHURCH
 1302B MADISON AVE., LAKEWOOD, OHIO


JUNE 15, 2021

1 WEST ELEVATION of PLAY AREA
 SKA912 SCALE: 1/8" = 1'-0"











Welcome to our Award Winning Design Wizard

Landscape Structures delivered in easy to assemble kits or fully assembled | We ship anywhere

Choose Options for your Pergola

↓ Scroll through the options below, pricing will update instantly. ↓

[Details](#)

Select : 6" (+\$3,199) ▼

3. Select Top Runner Spacing
(Click "Details" for Larger Image and Description)

3" Top Runner Spacing
(Incl.) [Details](#)

1.5" Top Runner Spacing
(+\$549) [Details](#)

4. Select End Cut
(Click "Details" for Larger Image and Description)

Standard End
(Incl.) [Details](#)

Flat End
(Incl.) [Details](#)

Scalloped End
(+\$219) [Details](#)

Deluxe End
(+\$219) [Details](#)

5. Select Mount Type
(Click "Details" for Larger Image and Description)

Standard (Bury In Ground)
(Incl.) [Details](#)

Help Center

Installation Services	Shipping Information
Payment Options	Maintenance
History of Pergolas	Hot Tub Pergolas

[Additional Info](#)

Click image below to enlarge your Pergola

10' x 10' Aluminum Vintage Classic Pergola

[Save Design](#) [My Designs](#) [Photo Gallery](#) [Email Design](#) [Custom Design](#)

The most added to list in the United States

Email Address: [Privacy Policy](#)

First Name: _____ Last Name: _____

Phone Number: _____ Zip Code: _____

Est. Purchase Time Frame: _____ Please Select a Time ▼

Best Time to Call, Additional Requests, Comments, etc...

Keep me informed about new offers & news

Once you request a shipping quote a project advisor will contact you within 24 hours.

Speak to a Project Advisor: **1-888-293-2339**
Mon-Fri: 8AM-7PM | Sat: 10AM-3PM EST
Personal Information will not be shared

Summary

Quick Change Wizard

Size: 10' x 10' ▼

Material: Aluminum ▼

Style: Vintage Classic ▼

Mount Type: Free Standing ▼

Item #: [ABPP1010A]
Base Price: \$3,599

Included Options

- [White Paint](#) [Incl.]
- [Standard 3" x 3" Posts](#) [Incl.]
- [3" Top Runner Spacing](#) [Incl.]
- [Standard End Cut](#) [Incl.]
- [Standard \(Bury In Ground\)](#) [Incl.]
- [Double Beam](#) [Incl.]
- [Galvanized Hardware](#) [Incl.]
- Free Standing Kit

Base Features

- 100% Aluminum
- Rafters 2" x 6"
- Choice of 4 end cuts
- 5 Color Choices
- 1.5" Top runners
- All Aluminum Pergolas are sized to the roofline
- 1' Overhang On Each Side
- Galvanized Hardware
- Galvanized & Color Matched Powder Coated Brackets

Base Specifications

- Product Type: Pergola
- Mount Type: Free Standing
- Style: Vintage Classic
- Material: Aluminum
- Size: 10' x 10'
- Weight: 224 lbs.
- Approx. Square Footage of the Roof Line: 100 Sq. Ft.

Price with Selected Options
(Not including sales/promotions)

\$3,599

[Printable Summary](#)

[Need more Customizations?](#)

- [52 Reviews]
[Read Reviews](#)

1-888-293-2339
Mon-Fri: 8AM-7PM EST
Sat: 10AM-3PM EST

[Live Chat Offline](#)
Chat Now

[Email Us](#)
Answers in 24 hours



Welcome to our Award Winning Design Wizard

Landscape Structures delivered in easy to assemble kits or fully assembled | We ship anywhere

Choose Options for your Pergola

↓ Scroll through the options below, pricing will update instantly. ↓

1. Select Paint Color

(Click "Details" for Larger Image and Description)

White Paint [Incl.] [Details](#)

Adobe Paint [Incl.] [Details](#)

Aged Bronze Paint [Incl.] [Details](#)

Black Paint [Incl.] [Details](#)

2. Select Post

(Click "Details" for Larger Image and Description)

Straight Posts [Details](#)

Select : 3" x 3" [Incl.]

Round Fluted Columns [Details](#)

Select : 6" [+(\$1,849)]

Square Fluted Columns [Details](#)

Select : 6" [+(\$2,199)]

Square Smooth Columns [Details](#)

Select : 8" [+(\$3,899)]

[Help Center](#)

[Installation Services](#) [Shipping Information](#)

[Payment Options](#) [Maintenance](#)

[History of Pergolas](#) [Hot Tub Pergolas](#)

[Additional Info](#)

Click image below to enlarge your Pergola

8' x 12' Aluminum Vintage Classic Pergola

[Save Design](#) [My Designs](#) [Photo Gallery](#) [Email Design](#) [Custom Design](#)

The great step is to fill in the form below:

Email Address: [Privacy Policy](#)

First Name: _____ Last Name: _____

Phone Number: _____ Zip Code: _____

Est. Purchase Time Frame: Please Select a Time

Best Time to Call, Additional Requests, Comments, etc...

Keep me informed about new offers & news

Once you request a shipping quote a project advisor will contact you within 24 hours.

Speak to a Project Advisor: **1-888-293-2339**
Mon-Fri: 8AM-7PM | Sat: 10AM-3PM EST
Personal Information will not be shared

Summary

Quick Change Wizard

Size: 8' x 12' ✓

Material: Aluminum ✓

Style: Vintage Classic ✓

Mount Type: Free Standing ✓

Item #: [ABPP0812A]
Base Price: \$3,699

Included Options

- Aged Bronze Paint [Incl.]
- Standard 3" x 3" Posts [Incl.]
- 3" Top Runner Spacing [Incl.]
- Standard End Cut [Incl.]
- Standard (Bury In Ground) [Incl.]
- Double Beam [Incl.]
- Galvanized Hardware [Incl.]
- Free Standing Kit

Base Features

- 100% Aluminum
- Rafters 2" x 6"
- Choice of 4 end cuts
- 5 Color Choices
- 1.5" Top runners
- All Aluminum Pergolas are sized to the roofline
- 1' Overhang On Each Side
- Galvanized Hardware
- Galvanized & Color Matched Powder Coated Brackets

Base Specifications

- Product Type: Pergola
- Mount Type: Free Standing
- Style: Vintage Classic
- Material: Aluminum
- Size: 8' x 12'
- Weight: 256 lbs.
- Approx. Square Footage of the Roof Line: 96 Sq. Ft.

Price with Selected Options
(Not including sales/promotions)

\$3,699

[Printable Summary](#)

[Need more Customizations?](#)

- [52 Reviews]
[Read Reviews](#)


1-888-293-2339
Mon-Fri: 8AM-7PM EST
Sat: 10AM-3PM EST

[Live Chat Offline](#)
Chat Now

[Email Us](#)
Answers in 24 hours

White Paint

White Aluminum Beam Texture shown.



Other Paint Color Options

- [White Paint](#)
- [Adobe Paint](#)
- [Aged Bronze Paint](#)
- [Black Paint](#)

[Print](#)



1-888-293-2339
Mon-Fri: 8AM-7PM EST
Sat: 10AM-3PM EST



[Live Chat](#)
Chat Now



[Email Us](#)
Answers in
24 hours

Adobe Paint



Adobe Aluminum Beam Texture shown.



Other Paint Color Options

- [White Paint](#)
- [Adobe Paint](#)
- [Aged Bronze Paint](#)
- [Black Paint](#)

[Print](#)



1-888-293-2339
Mon-Fri: 8AM-7PM EST
Sat: 10AM-3PM EST



[Live Chat](#)
Chat Now



[Email Us](#)
Answers in
24 hours

Aged Bronze Paint



Aged Bronze Aluminum Beam Texture shown.



Other Paint Color Options

- [White Paint](#)
- [Adobe Paint](#)
- Aged Bronze Paint
- [Black Paint](#)

[Print](#)



1-888-293-2339
Mon-Fri: 8AM-7PM EST
Sat: 10AM-3PM EST




[Live Chat](#)
Chat Now



[Email Us](#)
Answers in
24 hours

Black Paint



Black Aluminum Beam Texture shown.



Other Paint Color Options

- [White Paint](#)
- [Adobe Paint](#)
- [Aged Bronze Paint](#)
- [Black Paint](#)

[Print](#)



1-888-293-2339
Mon-Fri: 8AM-7PM EST
Sat: 10AM-3PM EST



[Live Chat](#)
Chat Now



[Email Us](#)
Answers in
24 hours



**BOARD OF BUILDING STANDARDS
ARCHITECTURAL REVIEW BOARD
SIGN REVIEW BOARD**

12650 Detroit Avenue • (216) 529-6630 • FAX (216) 529-5907 • www.onelakewood.com

Application Cover Page

Docket No.: 06-79-21

Permit No.: BBS21-000080


Applicant Name: Jessica Ruff, Ruff Neon Sign

Project Address: 18260 Detroit Ave.

Project Name: Cilantro Taqueria

Project: Applicant proposes wall signage.

18260 Detroit Ave., Lakewood, OH 44107



SIGN 1
WALL SIGN
NON-ILLUMINATED
ACM

SIGN 2
REPLACE
PAN FACE FOR
EXISTING
D/F CABINET
CABINET AND POLE
TO BE PAINTED
BLACK



295 WEST PROSPECT
PAINESVILLE, OHIO 44077
TEL: (440) 350 6267
VISIT US AT RUFFNEONSIGN.COM



ADDRESS: 18260 Detroit Ave., Lakewood, OH 44107
DRAWING: 2042302 Page 1 of 5 **DATE:** 4-25-2020
REPRESENTATIVE: Jessica Gull / jessicagull@ruffneon.com
FILE: CLIENT: RUFFNEON SIGNAGE; PROJECT: GIANTRO TAQUERIA; PROJECT NO.: 2042302

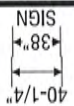
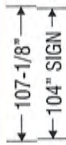
INFO	DESIGNER	DATE
PRELIMINARY DRAWING	JOHN EDWARDS	4-23-2020
REV1	JOHN EDWARDS	4-26-2020
REV2	JOHN EDWARDS	4-28-2020
REV3	JOHN EDWARDS	5-20-2020
REV4	JOHN EDWARDS	6-2-2020

I have reviewed the artwork and approve that everything is 100% correct and give my permission to move forward with this project.
LANDLORD SIGNATURE:
(PROPERTY OWNER OR AUTHORIZED AGENT)
DATE:

I have reviewed the artwork and approve that everything is 100% correct and give my permission to move forward with this project.
CLIENT SIGNATURE:
DATE:

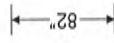
SITE PLAN (PAGE 1 OF 2)

SIGN 1F



PROPOSED ELEVATION
SCALE: 1/8" = 1'-0"

81' 4" (976") FRONTAGE



EXISTING ELEVATION
SCALE: 1/8" = 1'-0"



295 WEST PROSPECT
PAINESVILLE, OHIO 44077
TEL: (440) 350 6267
VISIT US AT RUFFNEONSIGN.COM



ADDRESS: 19360 Detroit Ave., Lakewood, OH 44107
DRAWING: 200202 Page 2 of 5 DATE: 4-25-2020
REPRESENTING: Jessica Ruff / jessica@ruff-neon.com

FILE: CAJUNERO TAQUERIA // SIGN // ELEVATION // EXISTING // ARCHITECT // 190115.DWG

INFO	DESIGNER	DATE
PRELIMINARY DRAWING	JOHN EDWARDS	4-25-2020
REV1	JOHN EDWARDS	4-26-2020
REV2	JOHN EDWARDS	4-29-2020
REV3	JOHN EDWARDS	5-20-2020
REV14	JOHN EDWARDS	6-2-2020

I have reviewed the artwork and approve that everything is 100% correct and give my permission to move forward with this project.
LANDLORD SIGNATURE:
PROJECT OWNER OR AUTHORIZED AGENT

DATE:

I have reviewed the artwork and approve that everything is 100% correct and give my permission to move forward with this project.
CLIENT SIGNATURE:

DATE:

**SURVEY NEEDED TO DETERMINE CABINET, RETAINER, FLANGE, PAN AND CUT SIZE
PATTERN NEEDED TO DUPLICATE SHAPE**



EXISTING ELEVATION
SCALE: 3/8" = 1'-0"

EXISTING ELEVATION
SCALE: 3/8" = 1'-0"



295 WEST PROSPECT
PAINESVILLE, OHIO 44077
TEL: (440) 350 6267

VISIT US AT RUFFNEONSIGN.COM

CLERK: Alex / 216-704-2849



ADDRESS: 10260 Detroit Ave., Lakewood, OH 44107

DRAWING: 20140202/Proj-3.rvt

DATE: 4-25-201

REPRESENTATIVE: Jessica Kull / jkull@ruffneon.com

FILE: CLERK/PROJECT/1450001/04/02/02/CILANTRO TAQUERIA/PROJECT/MLP/04/05/15/01

DRAWING HISTORY		
INFO	DESIGNER	DATE
PRELIMINARY DRAWING	JOHN RICHARDS	4-23-201
REV1	JOHN RICHARDS	4-25-201
REV2	JOHN RICHARDS	4-25-201
REV3	JOHN RICHARDS	5-20-201
REV4	JOHN RICHARDS	6-2-201

I have reviewed the artwork and approve that everything is 100% correct and give my permission to move forward with this project.

LANDLORD SIGNATURE:
PROPERTY OWNER OR AUTHORIZED AGENT

DATE:

I have reviewed the artwork and approve that everything is 100% correct and give my permission to move forward with this project.

CLIENT SIGNATURE:

DATE:

NON-ILLUMINATED ACM SIGN (SIGN 1F)




SCALE: 1" = 1'-0"

ACM SIGN

- Material:** (1) 38" X 104" - 3MM ACM WITH 1" bent sides on 1" X 1" Square aluminum frame painted to match PANTONE 1795C RED.
- Graphics:** 3M 7125-56 DARK GREEN opaque gloss vinyl, 3M 7125-12 BLACK opaque gloss vinyl, 3M 7125-10 WHITE opaque gloss vinyl & digitally printed graphic with gloss laminate.
- Mounting:** Mounted flush to facade with 1" angle and screws.

COLOR SPECIFICATIONS



Customer initials
to approve colors

4F



295 WEST PROSPECT
PAINESVILLE, OHIO 44077
TEL: (440) 350 6267

VISIT US AT RUFFNEONSIGN.COM



ADDRESS: 10220 Detroit Ave., Lakewood, OH 44107

DRAWING: 20142017 Page 4 of 5 **DATE:** 4-25-2021

REPRESENTATIVE: Jessica Ruff / jessica@ruffneon.com

FILE: CILANTRO TAQUERIA (REVISED) (LAKWOOD) (REVISED) (WALL AND POLE SIGN)

INFO	DESIGNER	DATE
PRELIMINARY DRAWING	JOHN EDWARDS	4-25-2021
REV1	JOHN EDWARDS	4-26-2021
REV2	JOHN EDWARDS	4-29-2021
REV3	JOHN EDWARDS	5-20-2021
REV4	JOHN EDWARDS	6-20-2021


I have reviewed the artwork and approve that everything is 100% correct and give my permission to move forward with this project.

LANDLORD SIGNATURE:
PROVIDED TO OWNER BY AUTHORIZED AGENT

I have reviewed the artwork and approve that everything is 100% correct and give my permission to move forward with this project.

CLIENT SIGNATURE:

18260 Detroit Ave., Lakewood, OH 44107



295 WEST PROSPECT
PAINESVILLE, OHIO 44077

TEL: (440) 350 6267

VISIT US AT RUFFNEONSIGN.COM

CLIENT

Area / 205-704-0849



ADDRESS: 18260 Detroit Ave., Lakewood, OH 44107

DRAWING: 20162017 Page 1 of 3 DATE: 4-25-2020

REPRESENTATIVE: Jessica Gull / jessica@ruffneon.com

FILE: CILANTRO TAQUERIA / CILANTRO TAQUERIA / AREA001.PNL SIGN

INFO	DESIGNER	DATE
PRELIMINARY DRAWING	JOHN EDWARDS	4-28-2020
RFT1	JOHN EDWARDS	4-28-2020
RFT2	JOHN EDWARDS	4-29-2020

I have reviewed the artwork and approve that everything is 100% correct and give my permission to move forward with this project.

LANDLORD SIGNATURE:
(PRINT NAME OF AUTHORIZED AGENT)

DATE:

I have reviewed the artwork and approve that everything is 100% correct and give my permission to move forward with this project.

CLIENT SIGNATURE:

DATE:

SITE PLAN (PAGE 1 OF 2)


SIZE OF PANELS NEED VERIFICATION PRIOR TO FABRICATION.



SIGN 1F



PROPOSED ELEVATION
SCALE: 1/8" = 1'-0"



EXISTING ELEVATION
SCALE: 1/8" = 1'-0"

EXISTING WIRING EXPOSED ON BACK-MOST SIGN AREA.
NEED SURVEY TO DETERMINE MOUNTING OPTIONS.



295 WEST PROSPECT
PAINESVILLE, OHIO 44077
TEL: (440) 350 6267

VISIT US AT RUFFNEONSIGN.COM

CLIENT: No. 1 285-204-0949

ADDRESS: 19380 Detroit Ave., Lakewood, OH 44107

DRAWING: 20240202 Rev 2 of 3

DATE: 4-25-2024

REPRESENTATIVE: Jessica Ruff | jessica@ruffneon.com

FILE: CLAUDIO TAQUERIA / MEXICAN / CLAUDIO TAQUERIA MEXICAN / PLAN / SIGN

DRAWING HISTORY		
INFO	DESIGNER	DATE
PRELIMINARY DRAWING	JOHN REICHARDS	4-25-2024
REV1	JOHN REICHARDS	4-25-2024
REV2	JOHN REICHARDS	4-25-2024

I have reviewed the artwork and approve that everything is 100% correct and give my permission to move forward with this project.

LANDLORD SIGNATURE:
(PRINT NAME AND SIGNATURE)

DATE:

I have reviewed the artwork and approve that everything is 100% correct and give my permission to move forward with this project.

CLIENT SIGNATURE:

DATE:

NON-ILLUMINATED ACM SIGN (SIGN 1F)



(QUANTITY 1)

SIGNAGE REPRESENTS 27.4 SQ FT PER SIGN

SCALE: 1" = 1'-0"

ACM SIGN

Material:

(1) 38" X 104" - 3MM ACM WITH 1" bent sides on 1" X 1" Square aluminum frame painted to match PANTONE 1795C RED.

Graphics:

3M 7125-56 DARK GREEN opaque gloss vinyl, 3M 7125-12 BLACK opaque gloss vinyl, 3M 7125-10 WHITE opaque gloss vinyl & digitally printed graphic with gloss laminate.

Mounting:

Mounted flush to facade with 1" angle and screws.

COLOR SPECIFICATIONS

Customer initials to approve colors

3M 7125-56 DARK GREEN OPACQUE GLOSS VINYL
 3M 7125-12 BLACK OPACQUE GLOSS VINYL
 3M 7125-10 WHITE OPACQUE GLOSS VINYL
 PAINT TO MATCH PANTONE 1795C RED
 PAINT TO MATCH PANTONE 1795C RED OPACQUE GLOSS VINYL

RUFFNEON
Signs and Lighting Maintenance Inc.
24 HR EMERGENCY SERVICE

295 WEST PROSPECT
PAINESVILLE, OHIO 44077

TEL: (440) 350 6267
VISIT US AT RUFFNEONSIGN.COM

CLIENT: Cilantro Taqueria
Ave 126-704-0648

ADDRESS: 19320 Detroit Ave., Lakewood, OH 44107

DRAWING: 20452017 Page 3 of 3 **DATE:** 2-25-2021

REPRESENTATIVE: Jessica Ruff / jessica@ruffneon.com

FILE: CILANTRO TAQUERIA / CILANTRO TAQUERIA / AKER0001/VINYL SIGN

INFO	DESIGNER	DATE
PRELIMINARY DRAWING	JOHN EDWARDS	4-23-2021
RFT	JOHN EDWARDS	4-26-2021
RFT2	JOHN EDWARDS	4-29-2021


I have reviewed the artwork and approve that everything is 100% correct and give my permission to move forward with this project.
LANDLORD SIGNATURE:
PROPERTY OWNER OR AUTHORIZED AGENT

DATE:

I have reviewed the artwork and approve that everything is 100% correct and give my permission to move forward with this project.
CLIENT SIGNATURE:

DATE:

18260 Detroit Ave., Lakewood, OH 44107



295 WEST PROSPECT
PAINESVILLE, OHIO 44107

TEL: (440) 350 6267

VISIT US AT RUFFNEONSIGN.COM

CLIENT: Alex / 216-704-0849



ADDRESS: 18260 Detroit Ave., Lakewood, OH 44107

DRAWING: 2042002 Page 1 of 5 **DATE:** 4-25-2020

REPRESENTATIVE: Jessica Buff / jessicabuff@ruffneon.com

FILE: QIANTRA TAQUERIA / QIANTRA TAQUERIA / QIANTRA TAQUERIA WALL SIGN

DRAWING HISTORY	
INFO	DESIGNER DATE
PRELIMINARY DRAWING	JOHN EDWARDS 4-25-2020
REV1	JOHN EDWARDS 4-26-2020
REV2	JOHN EDWARDS 4-29-2020

I have reviewed the artwork and approve that everything is 100% correct and give my permission to move forward with this project.

LANDLORD SIGNATURE:
(PRINT NAME OF AUTHORIZED AGENT)

DATE:


I have reviewed the artwork and approve that everything is 100% correct and give my permission to move forward with this project.

CLIENT SIGNATURE:

DATE:

SIZE OF PANELS NEED VERIFICATION PRIOR TO FABRICATION.

104"



PROPOSED ELEVATION
SCALE: 1/8" = 1'-0"

81' 4" (976") FRONTAGE



EXISTING ELEVATION
SCALE: 1/8" = 1'-0"

EXISTING WIRING EXPOSED ON BACK-MOST SIGN AREA.
NEED SURVEY TO DETERMINE MOUNTING OPTIONS.



295 WEST PROSPECT
PAINESVILLE, OHIO 44077

TEL: (440) 350 6267

VISIT US AT RUFFNEONSIGN.COM

CLIENT: **Cilantra Taqueria** Alex / 336-704-0649



ADDRESS: 10260 Detroit Ave., Lakewood, OH 44107

DRAWING: 2042022 Page 2 of 3 DATE: 4-29-2021

REPRESENTATIVE: Jessica Gull / jessicag@ruffneon.com

FILE: CILANTRO TAQUERIA (CILANTRO TAQUERIA) LAKWOOD MAIL ROOM

INFO	DESIGNER	DATE
PRELIMINARY DRAWING	JOHN EDWARDS	4-29-2021
REV1	JOHN EDWARDS	4-29-2021
REV2	JOHN EDWARDS	4-29-2021


I have reviewed the artwork and approve that everything is 100% correct and give my permission to move forward with this project.
LANDLORD SIGNATURE:
PROPERTY OWNER OR AUTHORIZED AGENT

DATE:

I have reviewed the artwork and approve that everything is 100% correct and give my permission to move forward with this project.
CLIENT SIGNATURE:

DATE:

NON-ILLUMINATED ACM SIGN (SIGN 1F)



(QUANTITY 1)

SCALE: 1" = 1'-0"

SIGNAGE REPRESENTS 27.4 SQ FT PER SIGN

ACM SIGN

- Material:** (1) 38" X 104" - 3MM ACM WITH 1" bent sides on 1" X 1" Square aluminum frame painted to match PANTONE 1795C RED.
- Graphics:** 3M 7125-56 DARK GREEN opaque gloss vinyl, 3M 7125-12 BLACK opaque gloss vinyl, 3M 7125-10 WHITE opaque gloss vinyl & digitally printed graphic with gloss laminate.
- Mounting:** Mounted flush to facade with 1" angle and screws.

COLOR SPECIFICATIONS



Customer initials to approve colors



295 WEST PROSPECT
PAINESVILLE, OHIO 44077
TEL: (440) 350 6267

VISIT US AT RUFFNEONSIGN.COM



ADDRESS: 90350 Detroit Ave., Lakewood, OH 44107

DRAWING: 2042302 Page 3 of 3 DATE: 4-25-2020

REPRESENTATIVE: Jessica Bull / jessicabull@ruffneon.com

FILE: CLINTO TAQUERIA (CLINTO TAQUERIA LAKEWOOD WALL SIGN)

DRAWING HISTORY	
INFO	DESIGNER DATE
PRELIMINARY DRAWING	JOHN EDWARDS 4-23-2020
REV1	JOHN EDWARDS 4-28-2020
REV2	JOHN EDWARDS 4-29-2020


I have reviewed the artwork and approve that everything is 100% correct and give my permission to move forward with this project.
LANDLORD SIGNATURE:
(PRINT NAME OF AUTHORIZED AGENT)

DATE:

I have reviewed the artwork and approve that everything is 100% correct and give my permission to move forward with this project.
CLIENT SIGNATURE:

DATE:

18260 Detroit Ave., Lakewood, OH 44107



Signs and lighting maintenance Inc.
24 HR EMERGENCY SERVICE

295 WEST PROSPECT
PAINESVILLE, OHIO 44077

TEL: (440) 350 6267

VISIT US AT RUFFNEONSIGN.COM

CLIENT:

Ann / 206-704-0049



ADDRESS: 18260 Detroit Ave., Lakewood, OH 44107

DRAWING: 20140202 Page 1 of 3

DATE: 4-25-2020

REPRESENTATIVE: Jessica Kuff | jessica@ruffneon.com

FILE: CILANTRO TAQUERIA / LAKWOOD / CILANTRO TAQUERIA / SIGN PLAN

INFO	DESIGNER	DATE
PRELIMINARY DRAWING	JOHN REICHARDT	4-25-2020
R211	JOHN REICHARDT	4-26-2020
R212	JOHN REICHARDT	4-29-2020

I have reviewed the artwork and approve that everything is 100% correct and give my permission to move forward with this project.

LANDLORD SIGNATURE:
(PROPERTY OWNER OR AUTHORIZED AGENT)

DATE:


I have reviewed the artwork and approve that everything is 100% correct and give my permission to move forward with this project.

CLIENT SIGNATURE:

DATE:

SITE PLAN (PAGE 1 OF 2)

SIZE OF PANELS NEED VERIFICATION PRIOR TO FABRICATION.



SIGN 1F

PROPOSED ELEVATION

SCALE: 1/8" = 1'-0"

81' 4" (976") FRONTAGE



EXISTING ELEVATION

SCALE: 1/8" = 1'-0"

EXISTING WIRING EXPOSED ON BACK-MOST SIGN AREA.
NEED SURVEY TO DETERMINE MOUNTING OPTIONS.



295 WEST PROSPECT
PAINESVILLE, OHIO 44107
TEL: (440) 350 6267

VISIT US AT RUFFNEONSIGN.COM



ADDRESS: 19250 Detroit Ave., Lakewood, OH 44107

DRAWING: 2042302 Page 2 of 3 DATE: 4-25-2020

REPRESENTATIVE: Jessica Gull / jessicagull@ruffneon.com

FILE: CLAUDIO MODERN TAQUERIA TAQUERIA LAKWOOD WALL SIGN

DRAWING HISTORY	
INFO	DESIGNER DATE
PRELIMINARY DRAWING	JOHN EDWARDS 4-25-2020
REV1	JOHN EDWARDS 4-26-2020
REV2	JOHN EDWARDS 4-29-2020

I have reviewed the artwork and approve that everything is 100% correct and give my permission to move forward with this project.

LANDLORD SIGNATURE: _____

(PRINT NAME OF AUTHORIZED AGENT)

DATE: _____

I have reviewed the artwork and approve that everything is 100% correct and give my permission to move forward with this project.

CLIENT SIGNATURE: _____

DATE: _____

NON-ILLUMINATED ACM SIGN (SIGN 1F)



(QUANTITY 1)

SCALE: 1" = 1'-0"

SIGNAGE REPRESENTS 27.4 SQ FT PER SIGN

ACM SIGN

- Material:** (1) 38" X 104" - 3MM ACM WITH 1" bent sides on 1" X 1" Square aluminum frame painted to match PANTONE 1795C RED.
- Graphics:** 3M 7125-56 DARK GREEN opaque gloss vinyl, 3M 7125-12 BLACK opaque gloss vinyl, 3M 7125-10 WHITE opaque gloss vinyl & digitally printed graphic with gloss laminate.
- Mounting:** Mounted flush to facade with 1" angle and screws.

COLOR SPECIFICATIONS



Customer initials to approve colors

3F



295 WEST PROSPECT
PAINESVILLE, OHIO 44127
TEL: (440) 350 6267

VISIT US AT RUFFNEONSIGN.COM



ADDRESS: 18260 Detroit Ave., Lakewood, OH 44107

DRAWING: 20-0202 Page 3 of 3 DATE: 4-25-2020

REPRESENTATIVE: Jessica Ruff / jessica@ruffneon.com

FILE: CILANTRO TAQUERIA / CILANTRO TAQUERIA / CILANTRO TAQUERIA / SIGN

DRAWING HISTORY	
INFO	DATE
PREPARED BY: JOHN EDWARDS	4-23-2020
REV: JOHN EDWARDS	4-26-2020
REV: JOHN EDWARDS	4-29-2020

I have reviewed the artwork and approve that everything is 100% correct and give my permission to move forward with this project.

LANDLORD SIGNATURE:
(PRINT NAME OF AUTHORIZED AGENT)


DATE:

I have reviewed the artwork and approve that everything is 100% correct and give my permission to move forward with this project.

CLIENT SIGNATURE:

DATE:

18260 Detroit Ave., Lakewood, OH 44107



295 WEST PROSPECT
PAINESVILLE, OHIO 44107

TEL: (440) 350 6267

VISIT US AT RUFFNEONSIGN.COM



ADDRESS: 18260 Detroit Ave., Lakewood, OH 44107

DRAWING: 2042302 Page 1 of 3 **DATE:** 4-25-2020

REPRESENTATIVE: Jessica Bull / jessicabull@ruffneon.com

FILE: CLAUDIO TAQUERIA / LAKEWOOD / CLAUDIO TAQUERIA / LAKEWOOD / WALL SIGN

INFO	DESIGNER	DATE
PRELIMINARY DRAWING	JOHN EDWARDS	4-25-2020
REV1	JOHN EDWARDS	4-25-2020
REV2	JOHN EDWARDS	4-25-2020

I have reviewed the artwork and approve that everything is 100% correct and give my permission to move forward with this project.

LANDLORD SIGNATURE:
(PROPERTY OWNER OR AUTHORIZED AGENT)

DATE:

I have reviewed the artwork and approve that everything is 100% correct and give my permission to move forward with this project.

CLIENT SIGNATURE:

DATE:

SITE PLAN (PAGE 1 OF 2)

SIZE OF PANELS NEED VERIFICATION PRIOR TO FABRICATION.

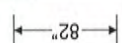


SIGN 1F



PROPOSED ELEVATION
SCALE: 1/8" = 1'-0"

81' 4" (976") FRONTAGE



EXISTING ELEVATION
SCALE: 1/8" = 1'-0"

EXISTING WIRING EXPOSED ON BACK-MOST SIGN AREA.
NEED SURVEY TO DETERMINE MOUNTING OPTIONS.

RUFFNEON
Signs and lighting maintenance inc.
24 HR EMERGENCY SERVICE

295 WEST PROSPECT
PAINESVILLE, OHIO 44077
TEL: (440) 350 6267
VISIT US AT RUFFNEONSIGN.COM

CLIENT: Alex / 266-704-0849
Cimintra Taqueria
Mexican Restaurant

ADDRESS: 80360 Detroit Ave., Lakewood, OH 44107

DRAWING: 20240202 Page 2 of 3
DATE: 4-25-2024

REPRESENTATIVE: Jessica Ruff | jessica@ruffneon.com

FILE: CLINTRO TAQUERIA / CLINTRO TAQUERIA / CLINTRO TAQUERIA / WALL SIGN

INFO	DESIGNER	DATE
PRELIMINARY DRAWING	JOHN EDWARDS	4-25-2024
REV1	JOHN EDWARDS	4-26-2024
REV2	JOHN EDWARDS	4-29-2024

I have reviewed the artwork and approve that everything is 100% correct and give my permission to move forward with this project.
LANDLORD SIGNATURE:
(signature)

DATE:

I have reviewed the artwork and approve that everything is 100% correct and give my permission to move forward with this project.
CLIENT SIGNATURE:

DATE:

NON-ILLUMINATED ACM SIGN (SIGN 1F)



(QUANTITY 1)

SCALE: 1" = 1'-0"

SIGNAGE REPRESENTS 27.4 SQ FT PER SIGN

ACM SIGN

- Material:** (1) 38" X 104" - 3MM ACM WITH 1" bent sides on 1" X 1" Square aluminum frame painted to match PANTONE 1795C RED.
- Graphics:** 3M 7125-56 DARK GREEN opaque gloss vinyl, 3M 7125-12 BLACK opaque gloss vinyl, 3M 7125-10 WHITE opaque gloss vinyl & digitally printed graphic with gloss laminate.
- Mounting:** Mounted flush to facade with 1" angle and screws.

COLOR SPECIFICATIONS



295 WEST PROSPECT
PAINESVILLE, OHIO 44077
TEL: (440) 350 6267

VISIT US AT RUFFNEONSIGN.COM



ADDRESS: 96260 Detroit Ave., Lakewood, OH 44107

DRAWING: 20180301-Page 3 of 3 DATE: 4-25-2021

REPRESENTATIVE: Jessica Ouff | jessica@ruffneon.com

FILE: CILANTRO TAQUERIA | LAKWOOD | 042018 | 042521 | JAL | SON

DRAWING HISTORY	
INFO	DESIGNER DATE
PRELIMINARY DRAWING	JOHN EDWARDS 4-23-2021
RFQ1	JOHN EDWARDS 4-26-2021
RFQ2	JOHN EDWARDS 4-29-2021

I have reviewed the artwork and approve that everything is 100% correct and give my permission to move forward with this project.

LANDLORD SIGNATURE: _____
(PROPERTY OWNER OR AUTHORIZED AGENT)

DATE: _____

I have reviewed the artwork and approve that everything is 100% correct and give my permission to move forward with this project.

CLIENT SIGNATURE: _____


DATE: _____





NOW OPEN
Cilantro
Taqueria

CUSTOMER
PARKING
ONLY
NO OTHER VEHICLES
OR TRAILERS
ALLOWED





BOARD OF BUILDING STANDARDS
ARCHITECTURAL REVIEW BOARD
SIGN REVIEW BOARD

12650 Detroit Avenue • (216) 529-6630 • FAX (216) 529-5907 • www.lakewoodoh.gov

Application Cover Page

Docket No.: 06-83-21

Permit No.: BBS21-000093

Applicant Name: Stephen Foster, The Sign & Graphics Firm

Project Address: 13401 Madison Ave.

Project Name: Iggy's Bar

Project: Applicant proposes interior neon window signage.

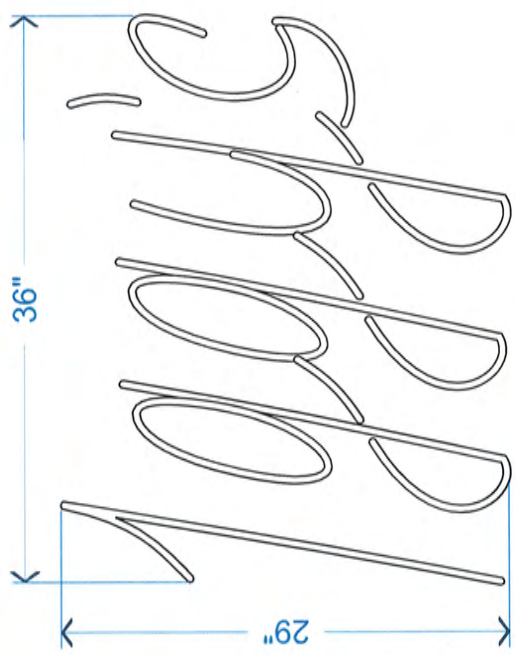


NOTE: Renderings are approximate representations of final production. This drawing is CONFIDENTIAL and PROPRIETARY. Use without written permission of The Sign & Graphics Firm is strictly prohibited.



Proposed Interior Neon


Proposed Window "Etch" 36" x 30" vinyl




7.85 S.F.

6/7/21 Revision:

- Updated top pic to show current window condition
- Added window & neon dimensions for front window with sq. footage indications
- Added window & vinyl dimensions for side window



7.5 S.F.



BOARD OF BUILDING STANDARDS
ARCHITECTURAL REVIEW BOARD
SIGN REVIEW BOARD

12650 Detroit Avenue • (216) 529-6630 • FAX (216) 529-5907 • www.lakewoodoh.gov

Application Cover Page

Docket No.: 06-84-21

Permit No.: BBS21-000097

Applicant Name: Joe Pinzone, Peppers Italian Restaurant

Project Address: 12401 Detroit Ave.

Project Name: Peppers Italian Restaurant


Project: Applicant proposes window and door signage.



RIDGEWOOD SIDE



BAR SIDE



CENTER (old front door)



Left of Bar

Snap Wraps - Peppers Italian Restaurant - Design Concept 6 - 05.20.21



VISUAL MARKING SYSTEMS, INC.

—FX 330-425-9371

—PH 800-321-1496

—AD 2097 E. Aurora Road

Twinsburg, OH 44087-1921

Graphics show approximate decal size and placement.



BOARD OF BUILDING STANDARDS
ARCHITECTURAL REVIEW BOARD
SIGN REVIEW BOARD

12650 Detroit Avenue • (216) 529-6630 • FAX (216) 529-5907 • www.lakewoodoh.gov

Application Cover Page

Docket No.: 07-100-21


Permit No.: BBS21-000109

Applicant Name: Andy Celcherts, United Latvian Evang. Lutheran Church of
Cleveland

Project Address: 1385 Andrews Ave.


Project Name: United Latvian Church

Project: Applicant proposes new monument signage.



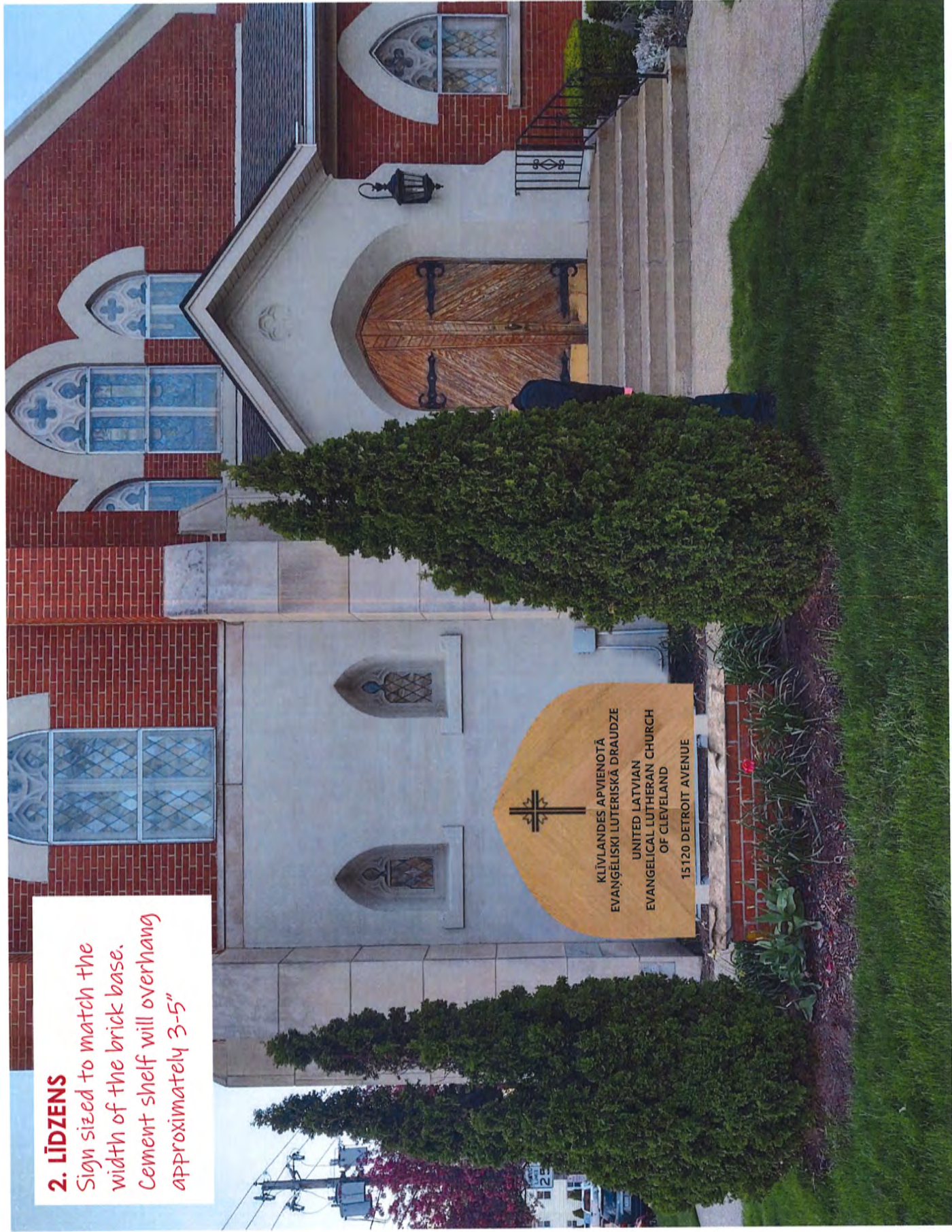
1. ŠAURĀKS

Sized to match current sign




2. LĪDZENS

Sign sized to match the width of the brick base. Cement shelf will overhang approximately 3-5"



3. PLATĀKS

Sign sized to overhang the cement shelf/brick base.



Replacement Sign Proposal for The United Latvian Evangelical Lutheran Church of Cleveland
 15120 Detroit Avenue Lakewood, Ohio

- Materials:**
- ◆ Red Oak
 - ◆ Epoxy Resin (Cross and Text)
 - ◆ Cement/Concrete
 - ◆ Metal Brackets

~48"



The shape of the sign will mimic the arch from the existing front door of the church. Front door will be refinished/stained. Sign will be stained to match.

New cement/concrete shelf to be cast as replacement for current damaged shelf. Sized to provide a slight overhang of the brick base.

Existing brick base will remain

Inground Spotlight to illuminate sign from the front



16"

Brick Base Depth 8"

Sign depth 5-6"

56"



BOARD OF BUILDING STANDARDS
ARCHITECTURAL REVIEW BOARD
SIGN REVIEW BOARD

12650 Detroit Avenue • (216) 529-6630 • FAX (216) 529-5907 • www.lakewoodoh.gov

Application Cover Page

Docket No.: 07-101-21

Permit No.: BBS21-000113

Applicant Name: Cassandra Fear

Project Address: 15210 Madison Ave.

Project Name: Lakewood AF

Project: Applicant proposes vinyl window logo and blade sign.



15210 Madison Ave.
Lakewood, OH 44107
(440) 857-0515

Scaled Site Plan

Lakewood AF will be opening our foodservice establishment at 15210 Lakewood. The business will be making varieties of poke, as well as serving a locally made ice cream. The adjacent business that shares the building is Fear's Confections, which is a sweets shop.

We are looking to replace the existing vinyl logos from the former business, and replace it with our own logo. We have already removed the current vinyl on the window, but the blade sign remains intact.

Attached additional documents include a photo of the building showing both businesses, and one with the window dimensions and Linear frontage of this particular space.

Linear Footage of Lakewood AF: 15'

Front window is 8' long, 5' tall, split into 2 - 4' panes.

Corner window is 43" long and 5' tall.

Blade sign is 18" square

Regards,

Cassandra Fear and Daniel Ang

Owners, Lakewood AF



15210 Madison Ave.
Lakewood, OH 44107
(440) 857-0515

Design Documents

Lakewood AF will be opening our foodservice establishment at 15210 Lakewood. The business will be making varieties of poke, as well as serving a locally made ice cream. The adjacent business that shares the building is Fear's Confections, which is a sweets shop.

We are looking to replace the existing vinyl logos from the former business, and replace it with our own logo. We have already removed the current vinyl on the window, but the blade sign remains intact.

Attached additional documents include a photo of the building showing both businesses, and one with the window dimensions and Linear frontage of this particular space.

Large window decal: 3' round, coming to approximately 7'1" square feet.

Lettering: 5" tall, approximately 3.5' long, coming to approx. 1.5 square feet.

Corner window will remain blank, as will the left side of the main window.

Total vinyl square footage in window decals is 8.5 square feet.

Resulting in a total window square footage of 58 square feet, bringing coverage to 14.5% coverage.

Blade sign is 18" square

Regards,

Cassandra Fear and Daniel Ang

Owners, Lakewood AF



15210 Madison Ave.
Lakewood, OH 44107
(440) 857-0515

Materials

Lakewood AF will be opening our foodservice establishment at 15210 Lakewood. The business will be making varieties of poke, as well as serving a locally made ice cream. The adjacent business that shares the building is Fear's Confections, which is a sweets shop.


The material that will be used will be standard vinyl decals, as were used in past logos from the prior tenant.

Regards,

Cassandra Fear and Daniel Ang

Owners, Lakewood AF






COMING SOON!
LAKEWOOD AF
Follow Us On
FACEBOOK + IG

15210

DELIVERIES
SEE FEES!
PAID ONLY

OPEN



Sweet's Confections

ICE CREAM JOY

WE OPEN
EARLY IN
THE MORNING








POKE BOWLS • ICE CREAM

COMING SOON!
LAKEWOOD A.F.
Follow Us On
Facebook

15210



18" Blade

ICE CREAM JOY

Front Window

8' split 4/4

5' tall

Side Window

43" 5' tall

Fears Confections

15' Linear Footage



BOARD OF BUILDING STANDARDS
ARCHITECTURAL REVIEW BOARD
SIGN REVIEW BOARD

12650 Detroit Avenue • (216) 529-6630 • FAX (216) 529-5907 • www.lakewoodoh.gov

Application Cover Page

Docket No.: 07-102-21


Permit No.: BBS21-000114

Applicant Name: Mindy Robertson

Project Address: 17314 Madison Ave.


Project Name: Gold Dust Studio

Project: Applicant proposes a metal blade sign mounted to building.

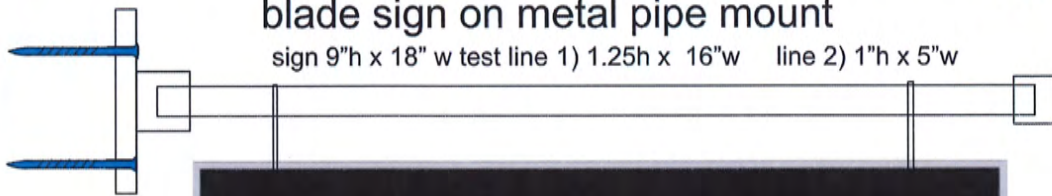




Door text 3.5" x 19"



mounted with 4 3" mason screws




blade sign on metal pipe mount

sign 9"h x 18" w test line 1) 1.25h x 16"w line 2) 1"h x 5"w




Update: Your order should be delivered between Jun 22-29

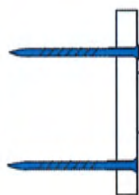
1.2 inches tall for the gold and .94 inches for the white lettering...sign is aluminum metal, finished size 18x11. The pipe bracket has a flange that is attached to your building. I don't provide hardware for installing.



Door text 3.5" x 19"



mounted with 4 3" mason screws



blade sign on metal pipe mount

sign 9"h x 18" w test line 1) 1.25h x 16"w line 2) 1"h x 5"w





GOLDDUST
STUDIO

Update: Your order should be delivered between Jun 22-29

1.2 inches tall for the gold and .94 inches for the white lettering...sign is aluminum metal, finished size 18x11. The pipe bracket has a flange that is attached to your building. I don't provide hardware for installing.



BOARD OF BUILDING STANDARDS
ARCHITECTURAL REVIEW BOARD
SIGN REVIEW BOARD

12650 Detroit Avenue • (216) 529-6630 • FAX (216) 529-5907 • www.lakewoodoh.gov

Application Cover Page

Docket No.: 07-103-21

Permit No.: BBS21-000116

Applicant Name: Rachit Pasricha

Project Address: 15008 Detroit Ave.

Project Name: Beyond Juicery + Eatery


Project: Applicant proposes an illuminated channel letter sign.




Production Facility
24580 North Industrial
Farmington Hills, MI 48335
(P) 800.974.4699
www.perfectimpressionsinc.com

**Beyond Juice
Lakewood
Exterior Signage Proposal
Page 1 of 3**

Linear Frontage of Building
31' linear feet
Height Of Facade 40"
Total Square Footage of Sign
44.5" square feet
Overall size of sign
28" x 229"
White LED's consisting
of bright white day light
4,000 lumens.



Side View



22.75" Height Channel Letter



9.5" Height Channel Letter flush mounted - no halo



28"

229"

Approved By:

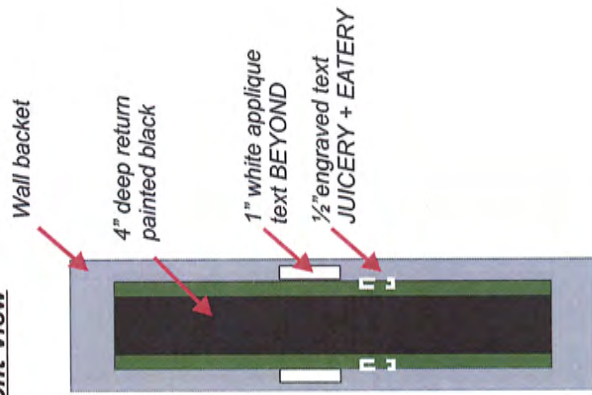
Date:



Production Facility
24580 North Industrial
Farmington Hills, MI 48335
(P) 800.974.4699
www.perfectimpressionsinc.com

**Beyond Juice
Lakewood
Exterior Signage Proposal
Page 2 of 3**

Front View




Side View

2" steel tubing powder coated black mounted to wall bracket



Approved By:

Date:



Projecting Internally Illuminated Blade Sign

Attention Clients! Please review this proof diligently. Once a signature of approval is received on this proof, Perfect Impressions Graphic Solution is no longer responsible for any mistakes including, spelling, placement, layout, quantity, stock order, finishing. If you notice something to be missing from this proof, please have changes made prior to signing. This proof will be used for production.




Production Facility
 24580 North Industrial
 Farmington Hills, MI 48335
 (P) 800.974.4699
 www.perfectimpressionsinc.com

Beyond Juice
Lakewood
Exterior Signage Proposal
Page 3 of 3



Installation Schematic of proposed signs in comparison to neighboring signs.



Halo Illumination Preview
 Halo behind aluminum pan
 Internally illuminated letters

Approved By:

Date:

Attention Clients! Please review this proof diligently. Once a signature of approval is received on this proof, Perfect Impressions Graphic Solution is no longer responsible for any mistakes including, spelling, placement, layout, quantity, stock order, finishing. If you notice something to be missing from this proof, please have changes made prior to signing. This proof will be used for production.




18940 W 8 Mile Rd.
Southfield, MI 48075 US
southfieldsigns@gmail.com
248-716-0807

SIGN PERMIT PACKET FOR...

BEYOND JUICERY + EATERY

BEYOND JUICE
15008 Detroit Ave
Lakewood, OH



AERIAL STREET VIEW ON MAP

LEGEND

#	QTY	NAME
1	1	C11- FRONT ELEVATION
2	1	B1- FRONT ELEVATION
3		
4		
5		
6		
7		
8		
9		
10		

KEY

SIGN LOCATION 

BUILDING OUTLINE 

SETBACK 



PREPARED BY

SHEET TITLE

ADDRESS

JOB TITLE

BEYOND JUICE

15008 Detroit Ave
Lakewood, OH

SIGN LOCATION PLAN



18940 W 8 Mile Rd.
Southfield, MI 48075 US
southfieldsigns@gmail.com
248-716-0807

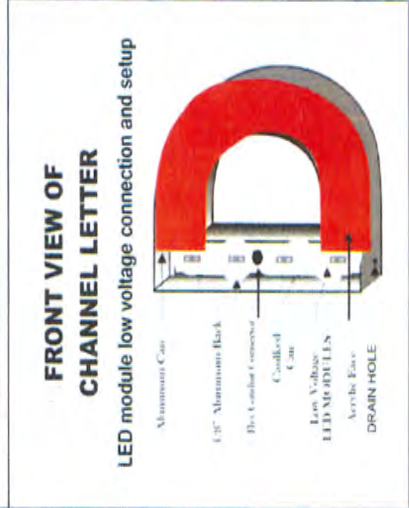
LAYOUT



KEY NOTES

- FACE**
3/16 thick 7328 WHITE Acrylic
- TRIMCAP**
1" BLACK Jewelite
- RETURNS**
.040 aluminum 3" deep pre-finish BLACK
- BACK**
.063 Aluminum Composite Panel
- OUTLINE**
BLACK .063 Aluminum Composite Panel
- LED**
SIMPLE LED White LED 1 W 120 Volt UL
- RACEWAY**
5" Tall X4" Depth RACEWAY ALUMINUM MOUNTED TO WALL

TOTAL WALL SIGN SQ FT
44.5



JOB TITLE
BEYOND JUICE

ADDRESS
**15008 Detroit Ave
Lakewood, OH**

SHEET TITLE
**SIGN FABRICATION DETAILS
CL1 - FRONT ELEVATION**

PREPARED BY
SOUTHFIELD SIGNS & LIGHTING
18940 W 8 Mile Rd.
Southfield, MI 48075 US
southfieldsigns@gmail.com
248-716-0807

EXISTING CONDITION


31'



40

REVISED CONDITION


31'



40

TOTAL WALL SIGN SQ FT

44.5



JOB TITLE

BEYOND JUICE

ADDRESS

15008 Detroit Ave
Lakewood, OH

SHEET TITLE

SIGN FABRICATION DETAILS
CL1- FRONT ELEVATION

PREPARED BY

OUTHFIELD
SIGNS
& LIGHTING

18940 W 8 Mile Rd.
Southfield, MI 48075 US
southfieldsigns@gmail.com
248-716-0807

CHANNEL LETTER

KEY NOTES

WALL TYPE

BRICK

FASTENERS

3/8 X 6" LAG BOLT

DISCONNECT LOCATION

LEFT SIDE OF RACEWAY

UL TAG LOCATION

ON FIRST LETTER ON LEFT

SIDE VIEW OF CHANNEL LETTER ON RACEWAY

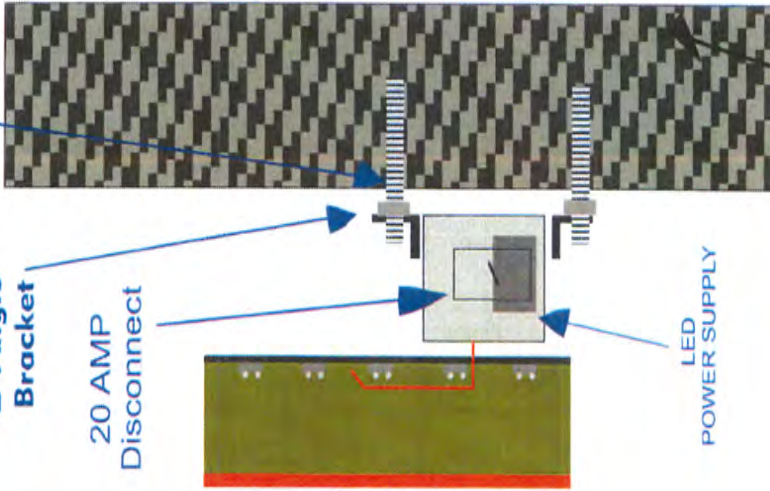


Bolt With Anchor

2" Angle Bracket

20 AMP Disconnect

LED POWER SUPPLY



BUILDING/
FRONTAGE



JOB TITLE

BEYOND JUICE

ADDRESS

15008 Detroit Ave
Lakewood, OH

SHEET TITLE

SIGN INSTALLATION DETAILS
CL1- FRONT ELEVATION

PREPARED BY

SOUTHFIELD
SIGNS
& LIGHTING

18940 W 8 Mile Rd.
Southfield, MI 48075 US
southfieldsigns@gmail.com
248-716-0807

BLADE SIGN

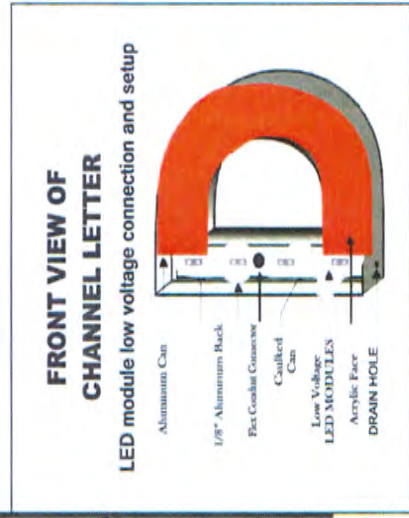
KEY NOTES

- FACE**
1/2" thick 7328 WHITE Acrylic PUSH THRU
- TRIMCAP**
- RETURNS**
.040 aluminum 4" deep pre-finish BLACK
- BACK**
.063 Aluminum Composite Panel
- OUTLINE**
.063 Aluminum Composite Panel PAINTED
- LED**
SIMPLE LED White LED 1 W 120 Volt UL
- RACEWAY**
STEEL TUBING

COLORS

TOTAL WALL SIGN SQ FT
4

LAYOUT



JOB TITLE

BEYOND JUICE

ADDRESS

15008 Detroit Ave
Lakewood, OH

SHEET TITLE

SIGN FABRICATION DETAILS
B1- FRONT ELEVATION


PREPARED BY




18940 W 8 Mile Rd.
Southfield, MI 48075 US
southfieldsigns@gmail.com
248-716-0807

BLADE SIGN


EXISTING CONDITION



REVISED CONDITION



BLADE SIGN



TOTAL WALL SIGN SQ. FT.

4

JOB TITLE

BEYOND JUICE

ADDRESS

15008 Detroit Ave
Lakewood, OH

SHEET TITLE

SIGN RENDERING
B1- FRONT ELEVATION

PREPARED BY

SOUTHFIELD
SIGNS
& LIGHTING


18940 W 8 Mile Rd.
Southfield, MI 48075 US
southfieldsigns@gmail.com
248-716-0807

BLADE SIGN

KEY NOTES

- WALL TYPE**
Brick Siding
- FASTENERS**
3/8 X 6" LAG BOLT WITH Anchor
- DISCONNECT LOCATION**
LEFT SIDE OF SIGN
- UL TAG LOCATION**
ATTACHED TO FIRST LETTER ON LEFT

SIDE VIEW OF CHANNEL LETTER ON BUILDING



JOB TITLE	ADDRESS	SHEET TITLE	PREPARED BY
BEYOND JUICE	15008 Detroit Ave Lakewood, OH	SIGN INSTALLATION DETAILS B1- FRONT ELEVATION	OUTHFIELD SIENS & LIGHTING

18940 W 8 Mile Rd.
Southfield, MI 48075 US
southfieldsigns@gmail.com
248-716-0807



BOARD OF BUILDING STANDARDS
ARCHITECTURAL REVIEW BOARD
SIGN REVIEW BOARD

12650 Detroit Avenue • (216) 529-6630 • FAX (216) 529-5907 • www.lakewoodoh.gov

Application Cover Page

Docket No.: 07-104-21

Permit No.: BBS21-000124

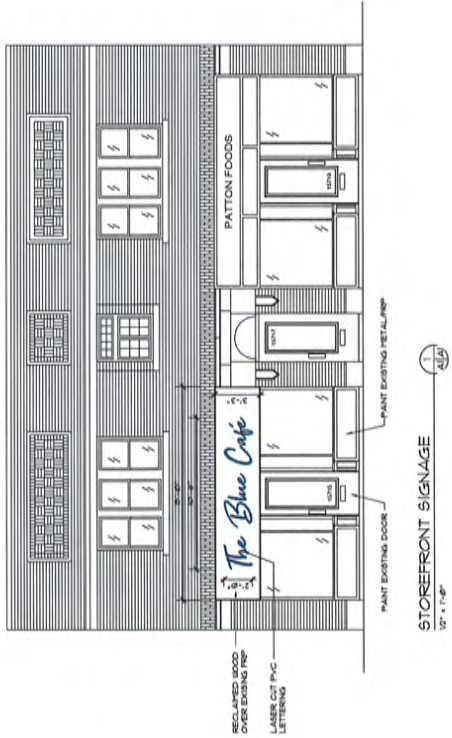
Applicant Name: Paul Beegan, Beegan Architectural Design

Project Address: 15715 Madison Ave.

Project Name: The Blue Cafe

Project: Applicant proposes signage.

ISSUE	DATE	DESCRIPTION
1	06.16.21	signage design review



STOREFRONT SIGNAGE
10' = 1/4"



EXISTING STOREFRONT
N/A



PROPOSED SIGNAGE
N/A



PAUL R. BEGAN LICENSE #112574
EXPIRATION DATE: 12.31.2021

BEEGAN

ARCHITECTURAL DESIGN

15720 MADISON AVENUE
LAKELWOOD, OHIO 44107
WWW.BEEGAN-AD.COM

214-521-9000 PHONE
214-521-9000 FAX
FOLLOW @BEEGANAD

project no. 21-013

The Blue Cafe Storefront Sign

15715 madison avenue
lakewood, ohio 44107

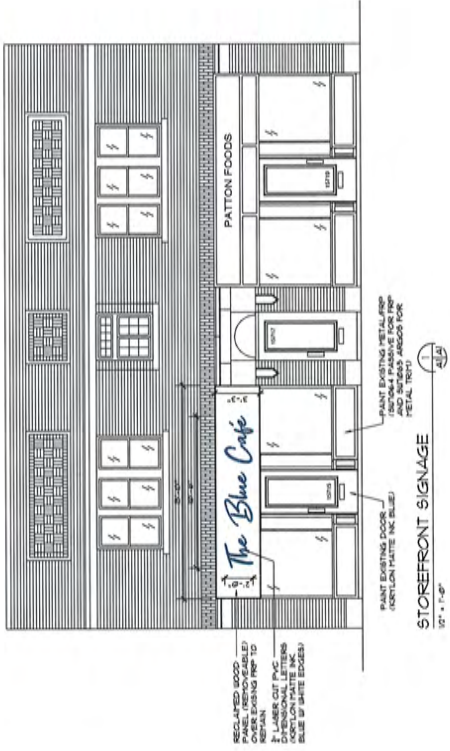
Exterior Elevations

A1

ISSUE	DATE	DESCRIPTION
1	06.15.21	Storage design review
2	08.30.21	ARJ Staff Comments



RECLAIMED WOOD SAMPLE
N/A



EXISTING STOREFRONT
N/A



PROPOSED SIGNAGE
N/A



BEGAN
ARCHITECTURAL DESIGN
15703 MADISON AVENUE
AKRON, OHIO 44327
WWW.BEGAN-AD.COM
216.571.9000 PHONE
216.571.9000 FAX
PAUL.BEGAN@AD.COM

project no. 21-013
The Blue Cafe
Storefront Sign

15715 madison avenue
lakewood, ohio 44107
Exterior Elevations

A1



#801
CUSTOM
VARIETY o' Color
Reclaimed Barn
Siding
3-6" WIDE
PLANK
C-12-0



play grounds

why so BLUE?
We're blue because
we're all in this together.
We're all in this together.
We're all in this together.

PATTON BOOKS

15719

15719



BOARD OF BUILDING STANDARDS
ARCHITECTURAL REVIEW BOARD
SIGN REVIEW BOARD

12650 Detroit Avenue • (216) 529-6630 • FAX (216) 529-5907 • www.lakewoodoh.gov

Application Cover Page

Docket No.: 07-105-21

Permit No.: BBS21-000111

Applicant Name: James Miketo

Project Address: 13367 Madison Ave.

Project Name: Neighborhood Drummer

Project: Applicant proposes a blade sign.

Drawing Index

- T1 Project Data
- Code Data
- Location Map
- General Notes
- T2 General Notes
- T3 General Notes
- Key Plan

- A1 Existing Floor Plan with Demolition Notes
- A2 Proposed Floor Plans
- A3 Enlarged Bathroom Plans
- A4 Front (Detroit) Elevations
- A5 Side (Chesterland) Elevations

- E1 Electrical Notes
- E2 Electrical Schedule and Legend
- E3 Power Plan
- E4 Lighting Plan

- P1 Plumbing Notes
- P2 Plumbing Fiser Diagrams
- Plumbing Connection Schedule



4 1 2 . 7 2 0 . 0 4 2 4
DavidJManiet@gmail.com

Name / Project Address

The Chesterland
13369 Madison Avenue
Lakewood, Ohio 44107

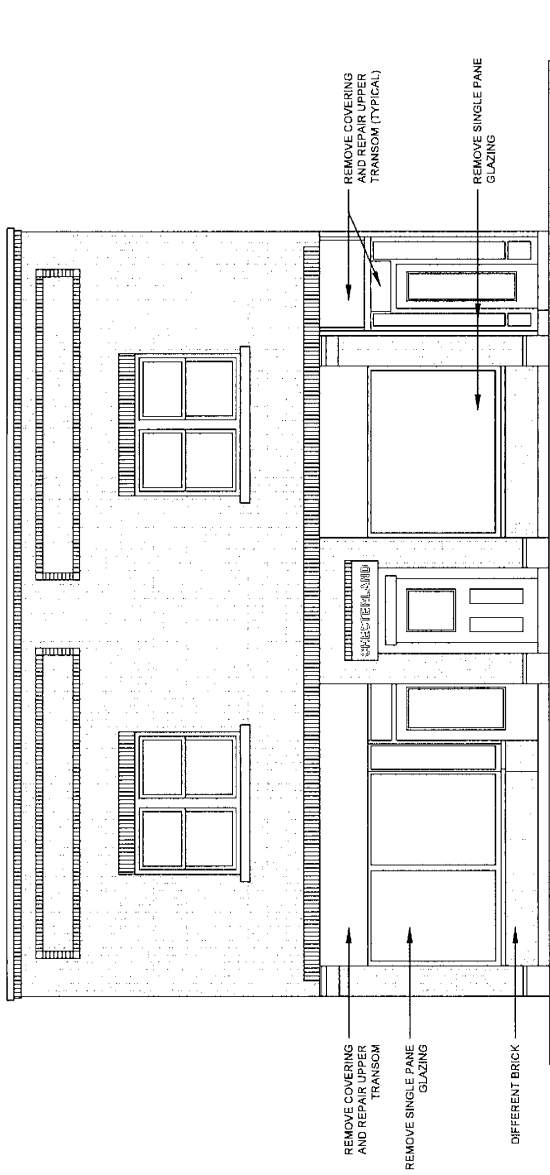
Sheet

A4

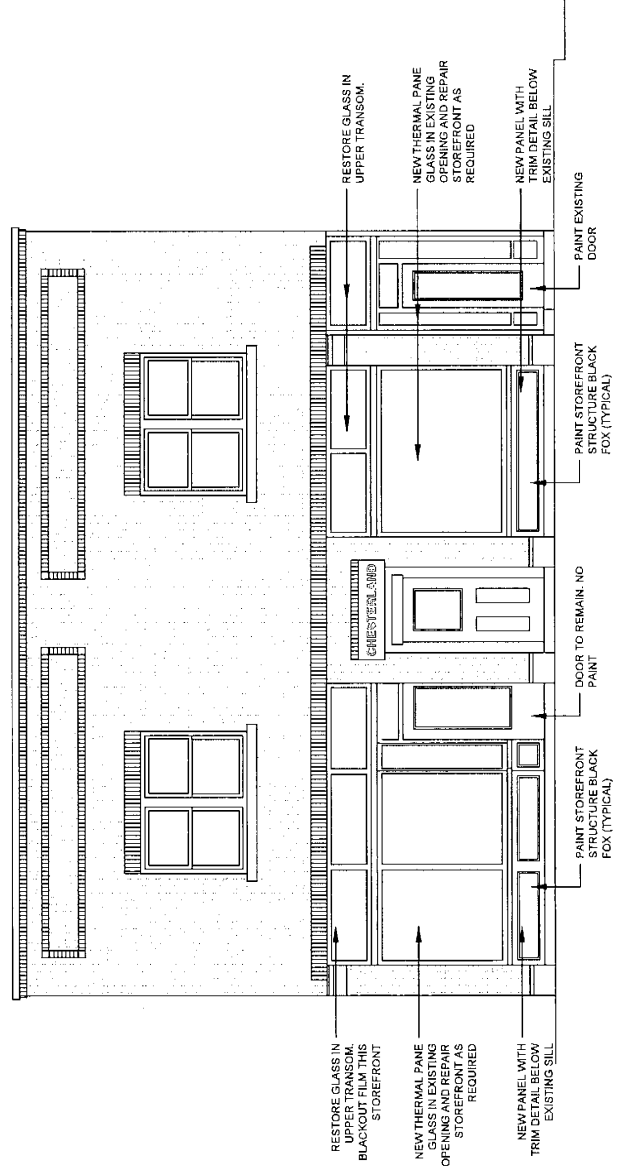
Issue for Permit

Date
10/14/2020

Drawn By
DJM



Existing Front Elevation
1/8" = 1'-0"



Proposed Front Elevation
1/8" = 1'-0"

Drawing Index

- T1 Project Data
- Code Data
- Location Map
- General Notes
- T3 General Notes
- Key Plan

- A1 Existing Floor Plan with Demolition Notes
- A2 Proposed Floor Plans
- A3 Enlarged Bathroom Plans
- A4 Front (Detroit) Elevations
- A5 Side (Chesterland) Elevations
- E1 Electrical Notes
- E2 Electrical Schedule and Legend
- E3 Power Plan
- E4 Lighting Plan
- P1 Plumbing Notes
- P2 Plumbing Riser Diagrams
- Plumbing Connection Schedule



4 1 2 . 7 2 0 . 0 4 2 4
DavidJManiet@gmail.com

Name / Project Address

The Chesterland
13369 Madison Avenue
Lakewood, Ohio 44107

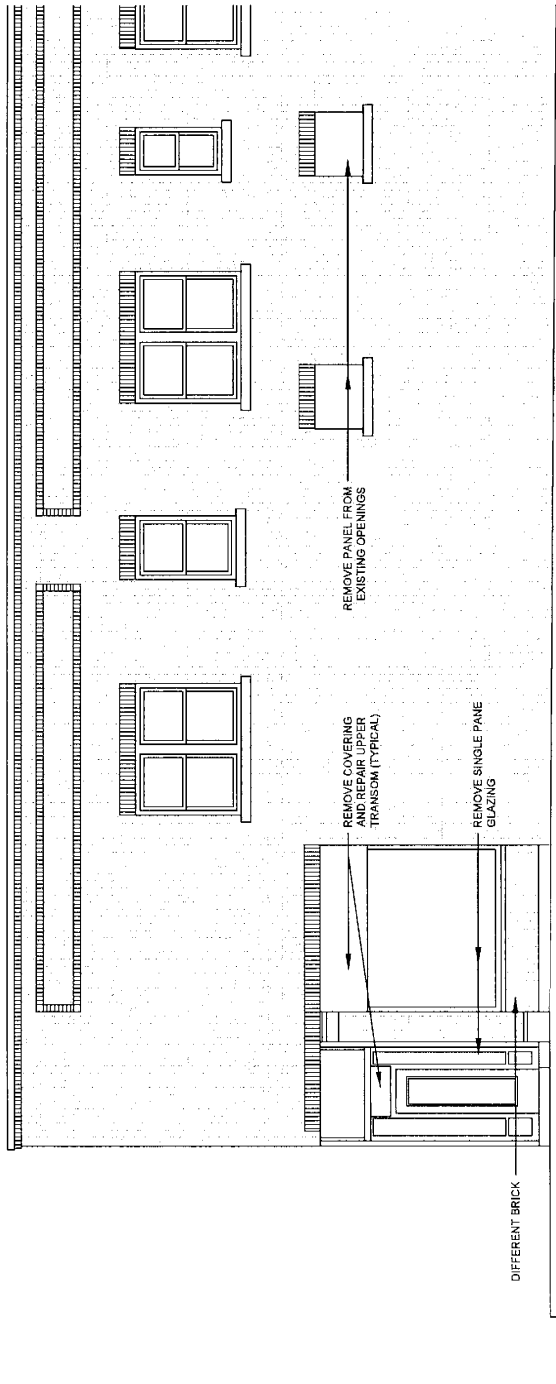
Sheet

A5

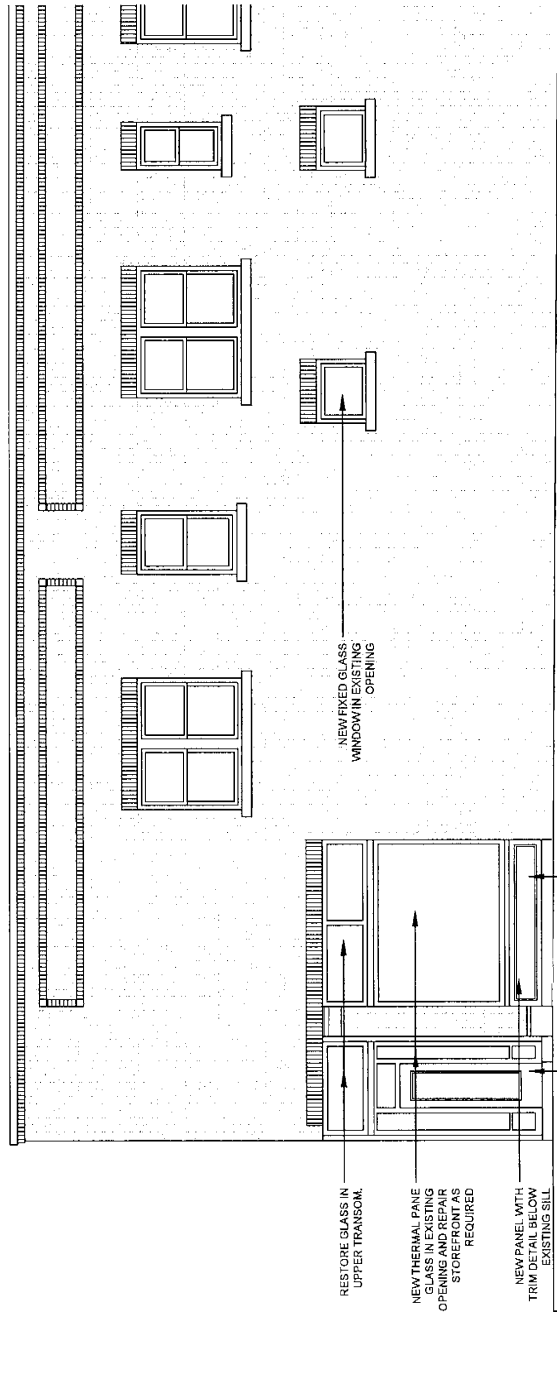
Issue for Permit

Date 10/14/2020

Drawn By DJM



Existing Front Elevation
1/8" = 1'-0"



Proposed Front Elevation
1/8" = 1'-0"



CHESTERLAND

13367







t-Neighborhood Drummer - 6/8/21 - AR - SAVE-1

SUBSTRATE: Blade Sign

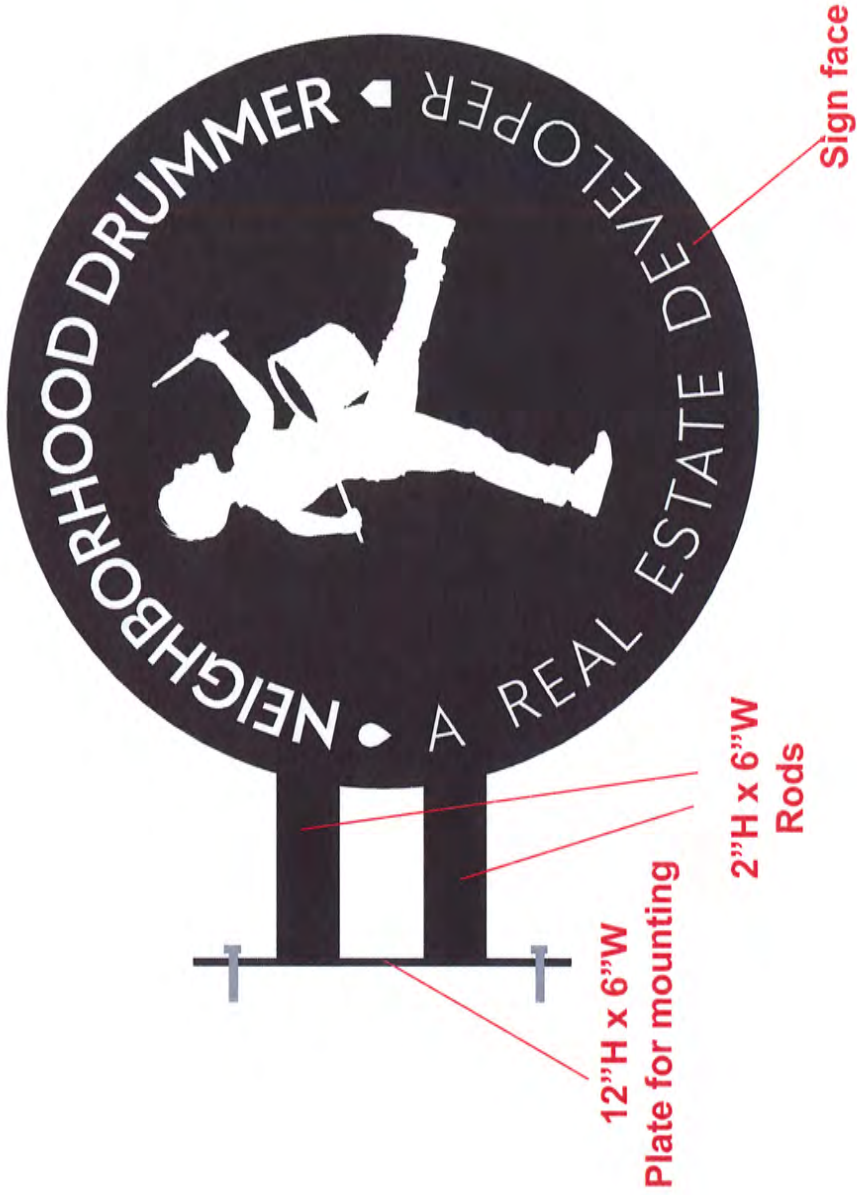
DOUBLE SIDED

2 layers of black metal over opaque white acrylic

Finished Size H24" x W24" - Q=2

Follow Up	PROOF		
	Designer	Date	Time
	AR		
	Proof Sent		
	Proof Approved		

SIDE VIEW



FRONT VIEW

