AMENDED AGENDA
CITY OF LAKEWOOD
BOARD OF BUILDING STANDARDS/
ARCHITECTURAL BOARD OF REVIEW/SIGN REVIEW

PRE-REVIEW MEETING
AUGUST 5, 2021 at 4:00 P.M.
EAST CONFERENCE ROOM

REVIEW MEETING
AUGUST 12, 2021 at 5:30 P.M.
LAKEWOOD CITY HALL
AUDITORIUM

1. Roll Call

2. Approve the minutes of the July 8, 2021 Meeting

3. Opening Remarks

COMMUNICATION

4. Docket No. 08-12-21
18122 Detroit Ave
Public Art

Scott Goss, Scott Goss Studios will present a Public Art Design communication regarding an art installation on the new addition of Lakewood Fire Station 2. (Page 7)

REQUEST FOR MODIFICATIONS
ARCHITECTURAL BOARD OF REVIEW
ADD-ON

5.. **Docket No. 07-91-21** **C** **16019 Hilliard Rd.**
Foxy Salon

( ) Approve
( ) Deny
( ) Defer

Tyler Garrett
TGarrett Designers and Planners
259 Crestwood Dr.
Avon Lake, OH 44012

Applicant proposes renovations of an existing building. At the Planning Commission August 5, 2021 meeting, it was determined the project was to return to ABR for modifications to approvals formerly granted on July 8, 2021 and to include landscape buffers. (Page 413)

REQUEST FOR MODIFICATIONS
ARCHITECTURAL BOARD OF REVIEW

6. Docket No. 05-39-21 **C** **17609 Detroit Ave**
Dunkin'

( ) Approve
( ) Deny
( ) Defer

Heidi DeMark
Phillips/Sekanick Architects
142 East Market
Warren, Ohio 44481

Applicant requests modifications to an existing business site upgrades as approved at the May 13, 2021 meeting. (Page 17)

OLD BUSINESS
ARCHITECTURAL BOARD OF REVIEW

7. Docket No. 05-58-21 C 15509 Madison Ave
Dollar Bank ~~Hudec Dental~~

( ) Approve
( ) Deny
( ) Defer

Leon S. Sampat
LS Architects
22082 Lorain Rd.
Fairview Park, OH 44126

Applicant proposed the exterior painting of commercial building. Conditional approval was granted at the May 13, 2021 meeting, subject to administrative approval upon review of the product information; the brick was painted without approval. (Page 43)

8. Docket No. 07-87-21 R 1289 Hall Ave.

( ) Approve
( ) Deny
( ) Defer

Joyce Sapienza
Cleveland Home Improvement LLC
22714 Center Ridge Rd.
Rocky River, OH 44116

Applicant proposes renovation of a front porch. (Page 52)

9. Docket No. 07-88-21 R 1229 Summit Ave.

( ) Approve
( ) Deny
( ) Defer

Jennifer Sedlak
1229 Summit Ave
Lakewood, OH 44107

Applicant proposes renovation of a front porch. (Page 84)

10. Docket No. 07-89-21 C 16000 Madison Ave.
Imperial Home Center

( ) Approve
( ) Deny
( ) Defer

Paul Hodge
Imperial Home Center
16000 Madison Ave.
Lakewood, OH 44107

Applicant proposes storefront renovation. (Page 104)

11. Docket No. 07-92-21 R 1577 Cordova Ave.

( ) Approve
( ) Deny
( ) Defer

Darryl Brown
World Builders and Contractors LLC
14318 Rockfern Ave.
Cleveland, OH 44111

Applicant proposes front porch renovations. (Page 116)

12. Docket No. 07-96-21 R 17711 Lakewood Heights Blvd.

( ) Approve
( ) Deny
( ) Defer

Mark Reinhold
Architect
1120 Forest Rd.
Lakewood, OH 44107

Applicant proposes a front porch addition. (Page 127)

NEW BUSINESS
ARCHITECTURAL BOARD OF REVIEW

13. Docket No. 08-108-21 R 1334 Park Row Ave.

( ) Approve
( ) Deny
( ) Defer

Matthew Gallagher
1334 Park Row Ave.
Lakewood, OH 44107

Applicant proposes renovation of a front porch. (Page 150)

14. Docket No. 08-109-21 R 1345 Warren Rd.

( ) Approve
( ) Deny
( ) Defer

Brandin Schmidt
Liberty Home Contractors
13936 Enterprise Ave.
Cleveland, OH 44135

Applicant proposes second floor railing replacement and removal of awning. (Page 157)

15. Docket No. 08-110-21 R 2060 Reveley Ave.

( ) Approve
( ) Deny
( ) Defer

Ernest Vagi
2060 Reveley Ave
Lakewood, OH 44107

Applicant proposes rebuild of a front porch. (Page 179)

16. Docket No. 08-111-21 R 1440 Riverside Dr.

( ) Approve
( ) Deny
( ) Defer

Nazeer Lotfi-Fard
1440 Riverside Dr.
Lakewood, OH 44107

Applicant proposes the rebuild of a front porch. (Page 193)

BOARD OF BUILDING STANDARDS
REQUEST FOR APPEAL

17. Docket No. 08-112-21 R 1081 Rosalie Ave.

( ) Approve
( ) Deny
( ) Defer

Brendan Dancik
1080 Rosalie Ave.
Lakewood, OH 44107

Applicant requests an appeal to Adjudication Order 2021-73 in order to build an garage. Pursuant to RCO 107.6.1. The property is located in an R1H - Single, High Density district. (Page 204)

ARCHITECTURAL BOARD OF REVIEW

18. Docket No. 08-113-21 R 1455 Parkwood Dr.

( ) Approve
( ) Deny
( ) Defer

Nathan Dreimiller
1455 Parkwood Dr.
Lakewood, OH 44107

Applicant proposes front porch alteration. (Page 218)

19. Docket No. 08-114-21 R 17221 Edgewater Dr.

( ) Approve
( ) Deny
( ) Defer

Chris Kontur
CPK Construction, Inc.
8051 Vesta Ave., Suite 3
Northfield, OH 44067

Applicant proposes the addition of dormers for expansion of the third floor. (Page 229)

20. Docket No. 08-115-21 R 14531 Lake Ave.

( ) Approve
( ) Deny
( ) Defer

Amy Armour
Beegan Architectural Design
15703 Madison Ave.
Lakewood, Ohio 44107

Applicant proposes the replacement of an existing garage. (Page 252)

21. Docket No. 08-116-21 R 17473 Clifton Blvd.

( ) Approve
( ) Deny
( ) Defer

Andrew Erker
1361 Gladys, LLC
2076 Lincoln Ave.
Lakewood, Ohio 44107

Applicant proposes an addition visible from the right-of-way. (Page 300)

22. Docket No. 08-117-21 R 1636 Hopkins Ave.

( ) Approve
( ) Deny
( ) Defer

Tom Sokolowski
Sokolowski Management Group, LLC
6484 Glenn Dr.
Parma, OH 44034

Applicant proposes renovation of two front porches. (Page 311)

23. Docket No. 08-118-21 C 15901 Hilliard Rd.
Cle Smiles

( ) Approve
( ) Deny
( ) Defer

Steven Smrdel
Vocon
3142 Prospect Ave.
Cleveland, OH 44115

Applicant proposes the replacement of an existing garage. (Page 320)

SIGN REVIEW

24. Docket No. 08-119-21 — **12401 Detroit Ave. Peppers Italian Restaurant**

( ) Approve
( ) Deny
( ) Defer

Steven Foster
The Sign & Graphics Firm, LLC
12401 Detroit Ave.
Lakewood, OH 44107

Applicant proposes door and window signage. (Page 333)

25. Docket No. 07-101-21 — **15210 Madison Ave. Lakewood AF**

( ) Approve
( ) Deny
( ) Defer

Cassandra Fear
Lakewood AF
15208 Madison Ave.
Lakewood, OH 44107

Applicant proposes vinyl window logo and blade sign. (Page 335)

26. Docket No. 07-103-21 — **15008 Detroit Ave. Beyond Juicery + Eatery**

( ) Approve
( ) Deny
( ) Defer

Rachit Pasricha
Perfect Impressions Inc.
24580 North Industrial
Farmington Hills, MI 48335

Applicant proposes an illuminated channel letter sign. (Page 349)

27. Docket No. 08-120-21 — **1628 W. 117th St. Subway**

( ) Approve
( ) Deny
( ) Defer

Aldo Dure
BNext Awnings & Graphics Inc.
5109 Clark Ave.
Cleveland, OH 44102

Applicant proposes an illuminated channel letter sign on front of building. (Page 353)

28. Docket No. 08-121-21 — **17305 Madison Ave. Bowed String Shop LLC**

( ) Approve
( ) Deny
( ) Defer

Christopher DeMarco
Bowed String Shop LLC
17305 Madison Ave.
Lakewood, OH 44107

Applicant proposes band board signage. (Page 357)

29. Docket No. 08-122-21

1384 Hird Ave.
Studio West 117

( ) Approve
( ) Deny
( ) Defer

James Ptacek
Larsen Architects
12506 Edgewater Dr. Suite 10
Lakewood, OH 44107

Applicant proposes fence signage for duration of construction. (Page 363)

30. Docket No. 08-123-21

14203 Madison Ave.
Tabby's Nail Cabby

( ) Approve
( ) Deny
( ) Defer

Steven Foster
The Sign & Graphics Firm, LLC
1593 Wyandotte Ave.
Lakewood, OH 44107

Applicant proposes band board signage. (Page 371)

ADJOURN

BOARD OF BUILDING STANDARDS
ARCHITECTURAL REVIEW BOARD
SIGN REVIEW BOARD

12650 Detroit Avenue • (216) 529-6630 • FAX (216) 529-5907 • www.lakewoodoh.gov

Application Cover Page

Docket No.: 08-124-21

Permit No.: BBS21-000153

Applicant Name: Scott Goss, Scott Goss Studios

Project Address: 18122 Detroit Ave.

Project Name: Lakewood Fire Station 2

Project: Applicant presents a Public Art Design communication.

BOARD OF BUILDING STANDARDS
ARCHITECTURAL REVIEW BOARD
SIGN REVIEW BOARD

12650 Detroit Avenue • 44107 • (216) 529-6630 • FAX (216) 529-5907
www.onelakewood.com

August 12, 2021

Board of Building Standards/Architectural Board of Review/Sign Review
Lakewood City Hall
12650 Detroit Avenue
Lakewood, Ohio 44107

COMMUNICATION:
Re: Docket No. 08-124-21
Public Art at 18122 Detroit Avenue
Lakewood Fire Station 2

Dear Members of the Board of Building Standards/Architectural Board of Review/Sign Review:

At the August 12, 2012 meeting, Scott Goss, Scott Goss Studios will present a Public Art Design communication regarding an art installation on the new addition of Lakewood Fire Station 2.

Sincerely,

Allison Hennie, AIA, NCARB
City Architect, Board Secretary
Department of Planning and Development

LAKEWOOD FIRE STATION #2

Public Art Sculpture

SCHEMATIC PROPOSAL

June 21, 2021

SCOTT GOSS STUDIO
216.224.6040 | scott@scottgoss.com

INSPIRATION & CONCEPT

Design Process

My design process begins with research, which for this project included delving into the history of the city and its fire department and visiting Fire Station #2 in person. I was struck by the architectural history of the building and the welcoming disposition of the men and women who work there. I was especially drawn to the amount of symbolism within the station, from the gold #2 on the trucks, to the bulldog mascot, and the patches on the firefighter's jackets, which represent the courage, honor, and readiness fundamental to the job. This symbolism has remained with me throughout the design process.

SCOTT GOSS STUDIO
216.224.6040 | scott@scottgoss.com

SHIELDED TOGETHER

This design proposal showcases a silhouette of two firefighters working in unison in front of a patterned background. This silhouette characterizes the teamwork required when responding to an emergency. The patterned background includes six different repeating tiles that create an abstract backdrop to the fire fighter silhouette. The pattern system is based on a simple grid, with the profile of the Maltese cross repeating on every other tile. The remaining tiles include a more randomized placement of the serif #2 emblazoned on the fire trucks at the station, a ladder pulled from the Maltese Cross on Captain harp's uniform, the profile of the star of life found on the EMS bags within the station, a pair of crossed axes, and a fire hydrant seen on the RIT logo of the fire truck. This revised composition from my original proposal incorporates many of the comments from the review committee that will ultimately create a contemporary public art sculpture that will be both reflective of the fire department and blend in well with Lakewood's growing contemporary public art collection.

SCOTT GOSS STUDIO
216.224.6040 | scott@scottgoss.com

LIGHTING DESIGN & CONCEPT

The silhouette of the two firefighters working in unison will be backlit with waterproof LED lighting in the evening hours creating a vibrant glow, as the light will reflect off the patterned background and illuminate all components of the sculpture. Additionally, two LED strips will be placed on the two side posts, allowing the mural to be further illuminated.

SCOTT GOSS STUDIO
216.224.6040 | scott@scottgoss.com

PROJECT SCALE

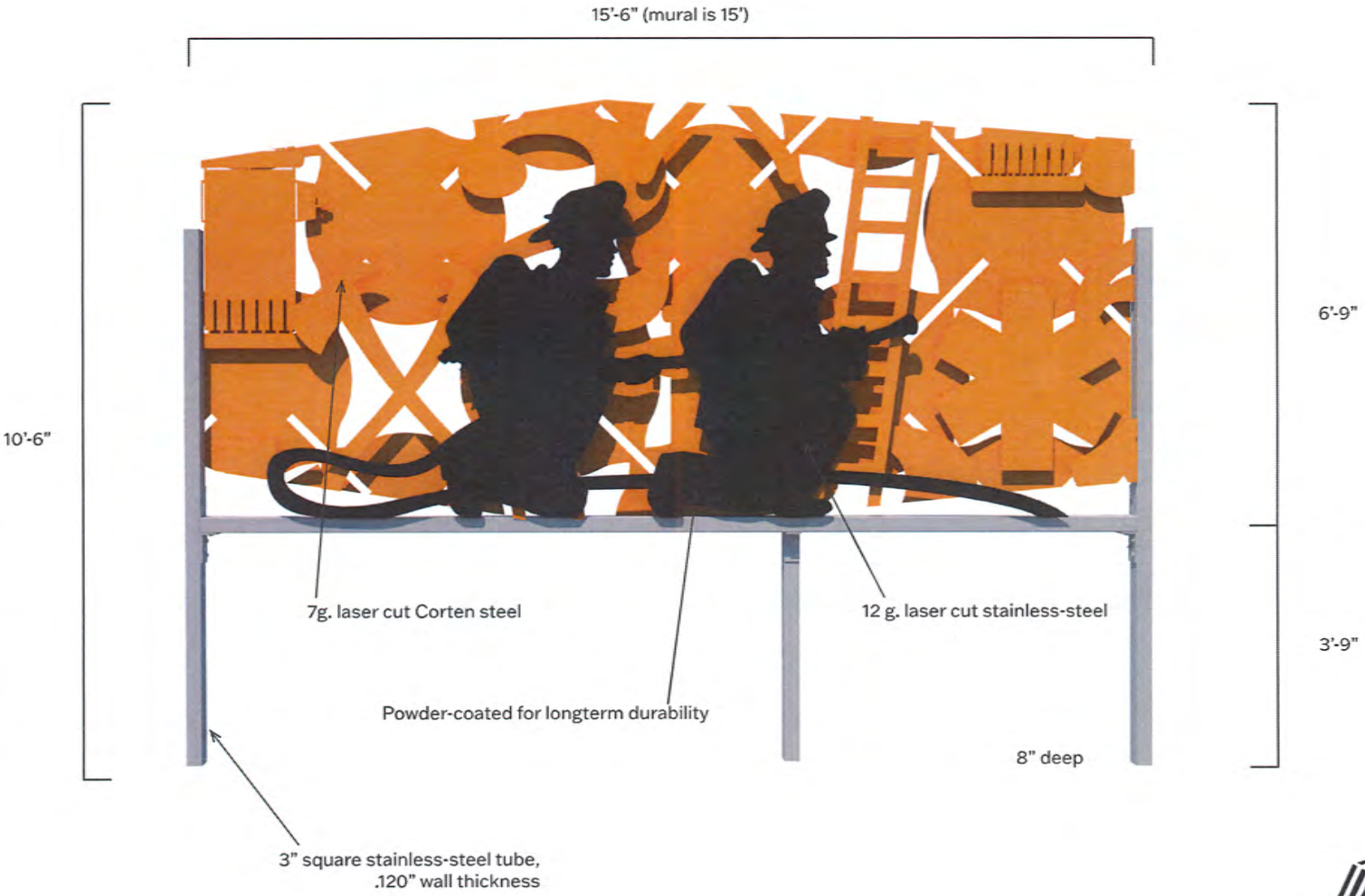

SCOTT GOSS STUDIO
216.224.6040 | scott@scottgoss.com

LASER CUT DESIGNS



Background Layer

Middleground Layer 1

Middleground Layer 2

Foreground Layer

SCOTT GOSS STUDIO
216.224.6040 | scott@scottgoss.com

MATERIALS

Laser cut silhouettes will be constructed out of 12 g. stainless-steel that will be powder-coated a dark grey color. This powder coat provides a distinctive color to the design and an additional layer of protection against the natural elements. The powder-coat surface is low maintenance. All powder-coating in this project will include an additional coat of an anti-graffiti layer to protect against vandalism.

The Corten steel used for the background pattern will corrode naturally, providing a rich color palette of oranges, reds, and browns. This material is very low maintenance and provides a unique color and material palette emblematic of the fire station, Lakewood, and Greater Cleveland.

The structural components of this project will be made of stainless-steel, to provide durability and strength. This includes the posts and crossbeams, angle brackets, and all hardware.

SCOTT GOSS STUDIO
216.224.6040 | scott@scottgoss.com

LIGHTING DESIGN

The LED fixture that has been selected for this project was chosen for its durability, color, brightness, ease of use, and ease of install/ replacement. The LED strip is designed to follow the contour of the figures to produce a vibrant glow at night. The LED lighting is low voltage, waterproof, and outdoor rated. Installation will include mounting LED's onto the rear of the figures and running the wires in unison to the 1-3 junction boxes connecting to the main building power.

DATASHEET

HOLECTRON

ATLANTIS SIDE

FL112-14/N4-850

White
Article No.: B2S1BCIAHXX

CCT	5000K
CRI	CRI 80+
COLOR CONSISTENCY	3-Step MacAdam
LUMINOUS FLUX	1236 Lm/m (377 Lm/ft)
EFFICACY	86 Lm/W
LIFETIME	L90B10 60.000 h
CONTROL	Dimmable
VOLTAGE	24 VDC
WATTAGE	14.4 W/m | 4.39 W/ft
CUTTING STEP	62.5 mm (2.46")
MAX RUN	9 m (30')
OTHER DETAILS	IP67 protection Bend radius: 15 cm (5.9")
TEMPERATURE	Tc max <75°C (167°F)
OPERATING TEMP.	-25°C...+50°C (-13°F...122°F)
DIMENSIONS	Width: 15 mm (0.59") Height: 19 mm (0.75")

CE MADE IN EUROPE 5 YEAR WARRANTY 3 STEP MACADAM

Possible allowed deviation of optical and electrical values are ±15%. Allowed measurement uncertainty ±7%.
All values in datasheet are for reference only and customers should take these values on their own risk. HOLECTRON reserves the right for changes without prior notice.

SCOTT GOSS STUDIO
216.224.6040 | scott@scottgoss.com

BOARD OF BUILDING STANDARDS
ARCHITECTURAL REVIEW BOARD
SIGN REVIEW BOARD

12650 Detroit Avenue • (216) 529-6630 • FAX (216) 529-5907 • www.lakewoodoh.gov

Application Cover Page

Docket No.: 05-39-21

Permit No.: BBS21-000152

Applicant Name: Heidi DeMark, Phillips/Sekanick Architects

Project Address: 17609 Detroit Ave.

Project Name: Dunkin'

Project: Applicant requests modifications to an existing business site upgrades as approved at the May 13, 2021 meeting.

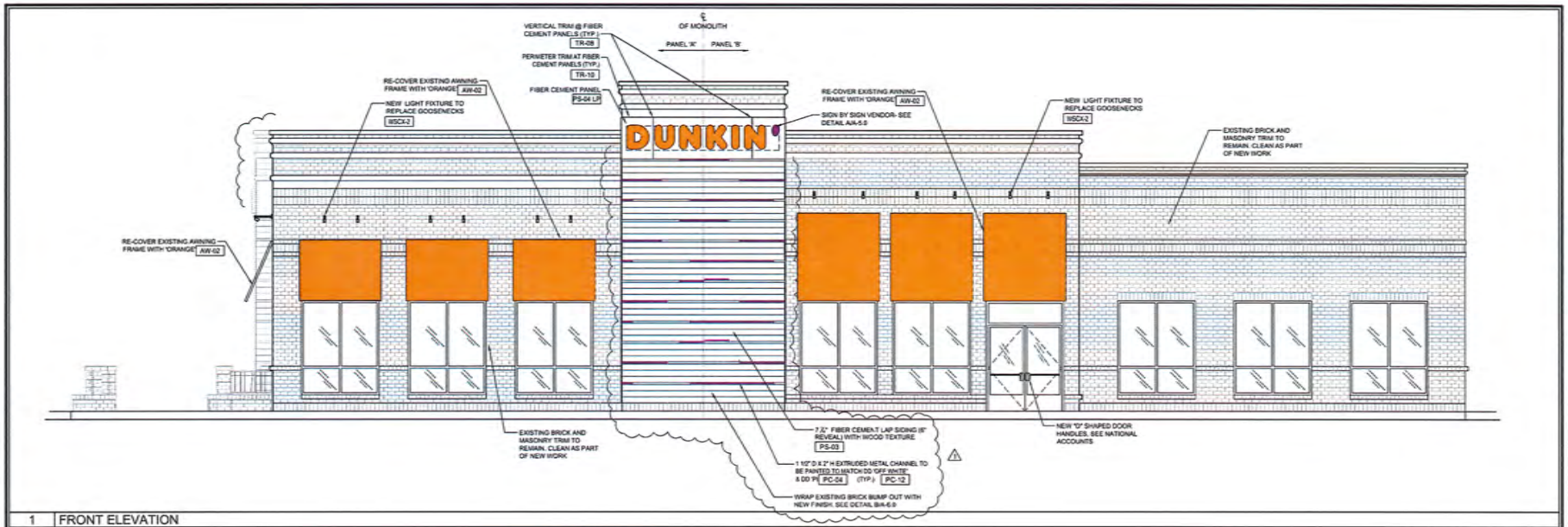

1 FRONT ELEVATION

1/4" = 1'-0" NOTE:

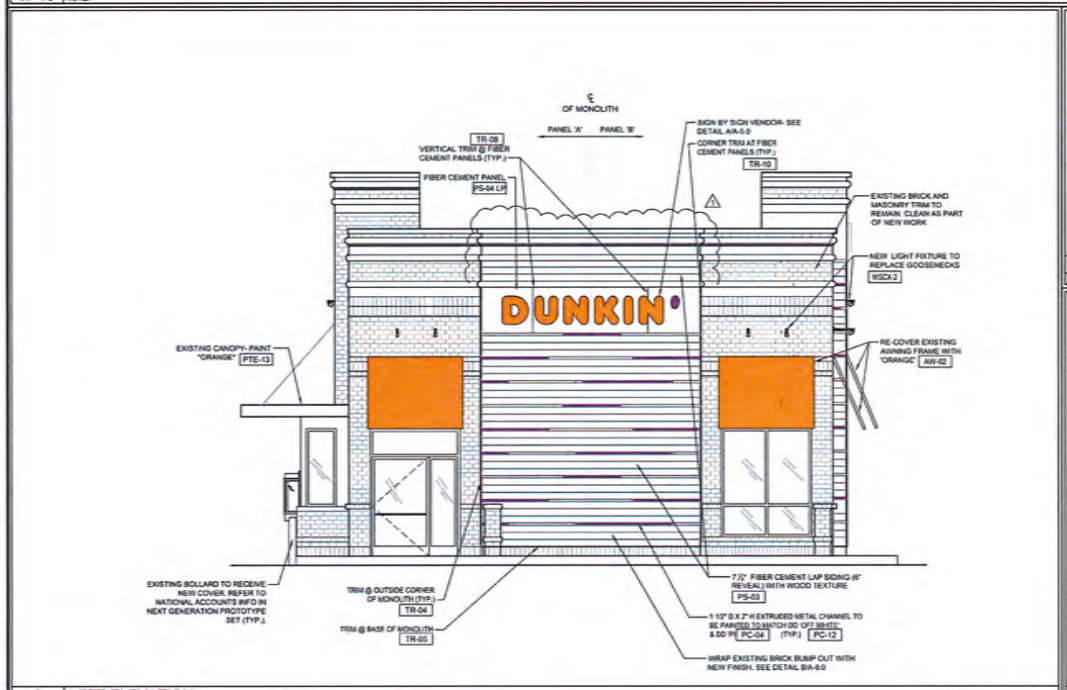

2 LEFT ELEVATION

1/4" = 1'-0" NOTE:

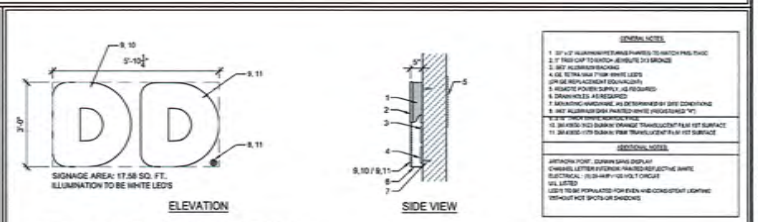

GENERAL NOTES

1. 30" x 2" ALUMINUM RETURNS PAINTED TO MATCH PMS 7540C
2. 1" TRIM CAP TO MATCH JENELITE 313 BRONZE
3. .187" ALUMINUM BACKING
4. GE TETRA MAX 7"HIR WHITE LEDTS (OR GE REPLACEMENT EQUIVALENT)
5. REMOTE POWER SUPPLY, UL REQUIRED
6. DRAIN HOLES, AS REQUIRED
7. MOUNTING HARDWARE, AS DETERMINED BY SITE CONDITIONS
8. .187" ALUMINUM SIGN PAINTED WHITE (REGISTERED "W")
9. 3M #3630-3123 DUNKIN' ORANGE TRANSLUCENT FILM 1ST SURFACE
11. 3M #3630-1179 DUNKIN PINK TRANSLUCENT FILM 1ST SURFACE

ADDITIONAL NOTES

ARTWORK FONT - DUNKIN SANS DISPLAY
CHANNEL LETTER INTERIOR PAINTED REFLECTIVE WHITE
ELECTRICAL - 15/20-AMP/120 VOLT CIRCUIT
UL LISTED
LEDS TO BE POPULATED FOR EVEN AND CONSISTENT LIGHTING WITHOUT HOT SPOTS OR SHADOWS

36" H " DD " SECONDARY BLDG. SIGN

B 30" SECONDARY BLDG. SIGN DETAILS

1/2" = 1'-0" NOTE:

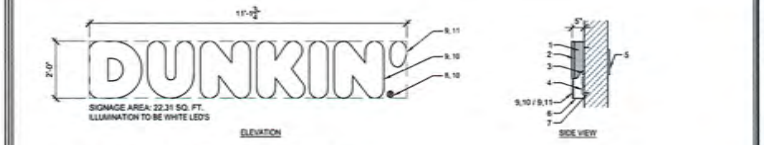

GENERAL NOTES

1. .187" x 2" ALUMINUM RETURNS PAINTED TO MATCH PMS 7540C
2. 1" TRIM CAP TO MATCH JENELITE 313 BRONZE
3. .187" ALUMINUM BACKING
4. GE TETRA MAX 7"HIR WHITE LEDTS (OR GE REPLACEMENT EQUIVALENT)
5. REMOTE POWER SUPPLY, UL REQUIRED
6. DRAIN HOLES, AS REQUIRED
7. MOUNTING HARDWARE, AS DETERMINED BY SITE CONDITIONS
8. .187" ALUMINUM SIGN PAINTED WHITE (REGISTERED "W")
9. 3/16" THICK WHITE ACRYLIC FACE
10. 3M #3630-3123 DUNKIN' ORANGE TRANSLUCENT FILM 1ST SURFACE
11. 3M #3630-1179 DUNKIN' PINK TRANSLUCENT FILM 1ST SURFACE

ADDITIONAL NOTES

ARTWORK FONT - DUNKIN SANS DISPLAY
CHANNEL LETTER INTERIOR PAINTED REFLECTIVE WHITE
ELECTRICAL - 15/20-AMP/120 VOLT CIRCUIT
UL LISTED
LEDS TO BE POPULATED FOR EVEN AND CONSISTENT LIGHTING WITHOUT HOT SPOTS OR SHADOWS

24" H " DUNKIN' " PRIMARY BLDG. SIGN

A 24" PRIMARY BLDG. SIGN DETAILS

1/2" = 1'-0" NOTE:

dunkin' brands.

ARCHITECT:
BRUCE W. SELKANICK, AIA
182 EAST MARKET ST.
WARREN, OHIO 44481
p (330) 394-9618
f (330) 394-4296
www.selkanickarchitects.com

DUNKIN DONUTS-
REMODEL
17609 DETROIT AVE
LAKEWOOD, OH 44107
PC#: Dalplaz/548381

NO	DESCRIPTION	DATE	APPD
1	AIR REVISIONS	06/11/21	

REVISIONS

DATE	05/19/21
SCALE	AS NOTED
DRAWN	HD
CKD	

PARTH DONUTS, INC.
7825 METNOR AVE., UNIT 2
MENTOR, OH 44060

EXTERIOR ELEVATIONS

PROJECT #20-0202

A-5.0

1/4" = 1'-0" NOTE:

1 FRONT ELEVATION - DEMOLITION

1/4" = 1'-0" NOTE:

2 LEFT ELEVATION - DEMOLITION

1/4" = 1'-0" NOTE:

dunkin' brands.

ARCHITECT:
HULCE & SIKANICK AIA
140 EAST MARKET ST
WARREN, OHIO 44481
P (330) 394-8818
F (330) 394-4299
www.hulcesikanick.com

HULCE W. SIKANICK #904

DUNKIN DONUTS-
DUNKIN DONUTS-
1760 REMODEL/E
LAKEWOOD, OHIO 44107
LAKEWOOD-OH-48107
PC#: Dalpiaz/348381

NO	DESCRIPTION	DATE
1A	AHB REVISIONS	05/13/21
2A	BUILDING DEPT. REVISIONS	07/15/21

REVISIONS

DATE	08/28/20
SCALE	AS NOTED
DRAWN	HD
CKD	
APPD	

PARTH DONUTS, INC.
7825 MENTOR AVE., UNIT 2
MENTOR, OH 44060

EXTERIOR ELEVATIONS

PROJECT #20-0202

A-5.0

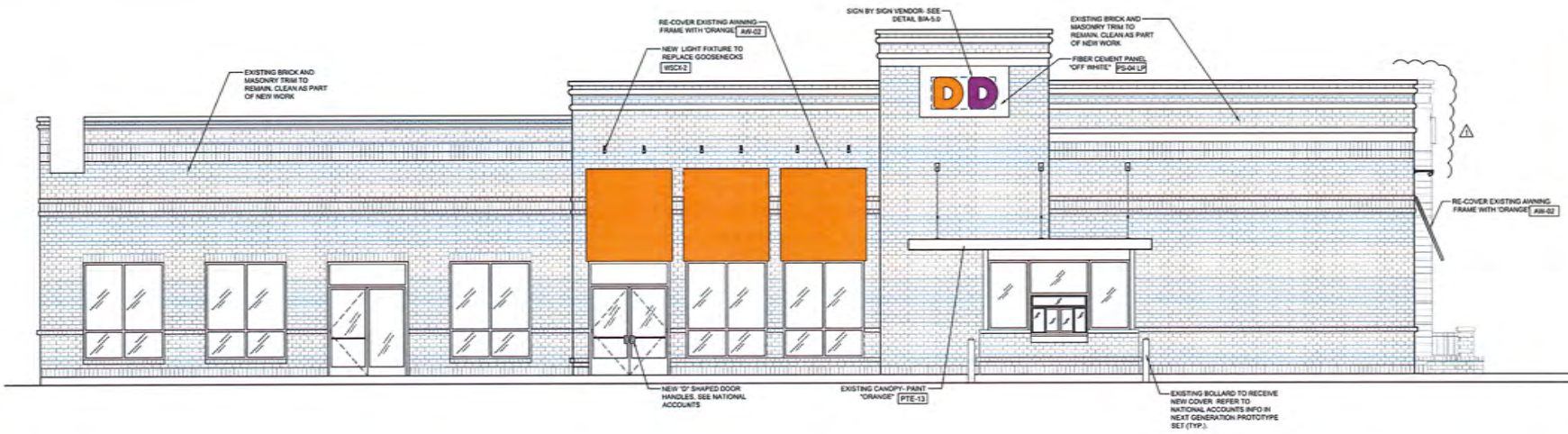

1 REAR ELEVATION

1/4" = 1'-0" NOTE:

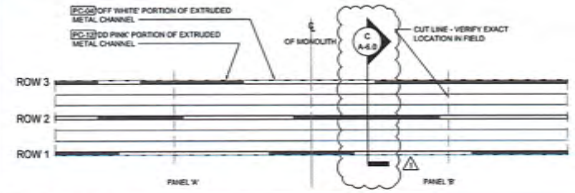

NOTES:
1. ACCENT ELEMENTS ARE 12' BREAK METAL SECTIONS, PRE-FINISHED TO MATCH PATTERN.
2. PANELS TO BE INSTALLED AT THE CENTERLINE OF MONOLITH, INSTALLED OUTWARD AND MITER CUT EACH END IN FIELD.
3. EACH PANEL (A and B) CONSISTS OF 3 UNIQUE ROWS (1, 2, and 3).
4. PANELS SHOULD REPEAT A, B, A, B, ETC. UNTIL DESIRED WIDTH IS MET.

B EXTRUDED METAL CHANNELS

3/8" = 1'-0" NOTE:

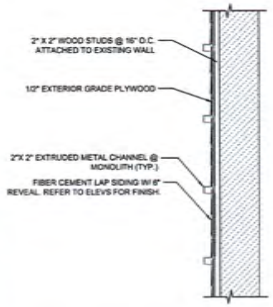

C SIDING SECTION

3/4" = 1'-0" NOTE:

dunkin' brands.

ARCHITECT:
BRUCE W. SERAZNICK, AIA
191 EAST MARKET ST.
WARREN, OHIO 44481
p (330) 395-8618
f (330) 395-4288

STATE OF OHIO BRUCE W. SERAZNICK 8994 REGISTERED ARCHITECT

DUNKIN DONUTS-
REMODEL
17609 DETROIT AVE
LAKEWOOD, OH 44107
PC#: Dalpiaz/348381

NO	DESCRIPTION	DATE
1	ABR REVISIONS	06/11/21

REVISIONS

DATE	05/19/21
SCALE	AS NOTED
DRAWN	HD
CKD	
APP'D	

PARTH DONUTS, INC.
7825 METNOR AVE., UNIT 2
MENTOR, OH 44060

EXTERIOR ELEVATIONS

PROJECT #20-0202

A-6.0

1 FRONT ELEVATION - DEMOLITION

1/4" = 1'-0" NOTE

2 LEFT ELEVATION - DEMOLITION

1/4" = 1'-0" NOTE

dunkin' brands.

ARCHITECT:
BRUCE SIKKANICK, AIA
142 EAST MARKET ST
WARREN, OHIO 44481
p (330) 399-9918
f (330) 399-4298
bruce@sikkanick.com

DUNKIN DONUTS-
REMODEL
17609 DETROIT AVE
LAKEWOOD, OH 44107
PC#: Dalpiaz/348381

	DATE	02/28/20	
	SCALE	AS NOTED	
	DRAWN	HD	
	CKD		
	APPD		
NO	DESCRIPTION	DATE	

REVISIONS

PARTH CONUTS, INC.
7825 METNOR AVE., UNIT 2
MENTOR, OH 44060

EXTERIOR
ELEVATIONS

PROJECT
#20-0202

A-5.0

BOARD OF BUILDING STANDARDS
ARCHITECTURAL REVIEW BOARD
SIGN REVIEW BOARD

12650 Detroit Avenue • 44107 • (216) 529-6630 • FAX (216) 529-5907
www.onelakewood.com

05/20/2021

Heidi DeMark
Phillips/Sekanick Architects
142 East Market
Warren, Ohio 44481

Docket No. 05-39-21
17609 Detroit Avenue
Dunkin'

Dear Ms. DeMark:

At the 5/13/2021 meeting, the Board of Building Standards/Architectural Board of Review/Sign Review considered site upgrades to an existing business.

The Board **APPROVED** the request with the following conditions:

- Rendering as presented, received via e-mail by the City for basis of color and design.
- Fiber cement siding shall be provided for administrative review.
- On the Spring Garden Avenue side, lower the sign with fiber cement above (as marked on the drawing).

As your next step, please contact the Division of Housing and Building at (216) 529-6270 to find out what elements of this plan require construction drawings and their specific requirements for submitting those plans.

Sincerely,

Allison Hennie, AIA, NCARB
City Architect, Board Secretary
Department of Planning and Development

FILE COPY

BOARD OF BUILDING STANDARDS
ARCHITECTURAL REVIEW BOARD
SIGN REVIEW BOARD

12650 Detroit Avenue • (216) 529-6630 • FAX (216) 529-5907 • www.onelakewood.com

Application Cover Page

Docket No.: 05-39-21

Permit No.: BBS21-000035

Applicant Name: Heidi DeMark, Phillips/Sekanick Architects

Project Address: 17609 Detroit Avenue

Project Name: Dunkin'

Project: Applicant proposes site upgrades to an existing business.

- RENDERING AS PRESENTED
- WALL SECTION THRU. FIBER CEMENT SIDING SHALL BE PROVIDED FOR ADMINISTRATIVE REVIEW
- DROP SIGN @ SPRING GARDEN W/ FIBER CEMENT ABOVE - SEE MARKS IN THIS SET.

City of Lakewood
Architectural Board of Review
Approved as set forth in the minutes
of MAY 13 2021 meeting.

CHAIRMAN

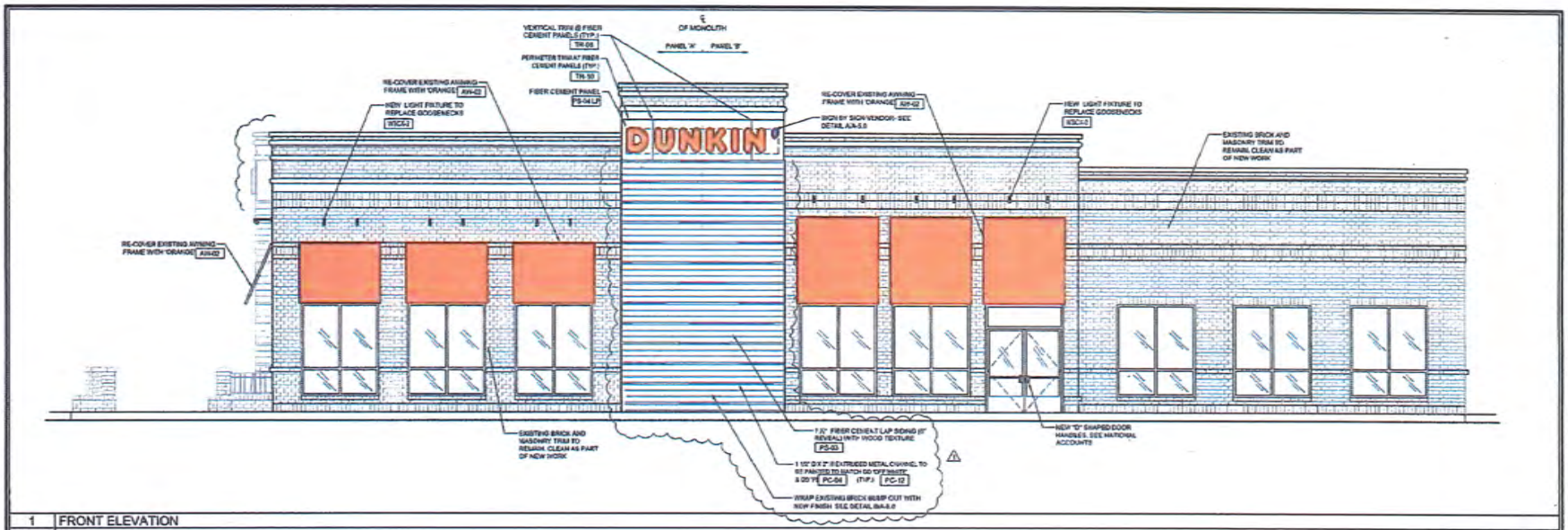

1 FRONT ELEVATION

1/4" = 1'-0" NOTE:

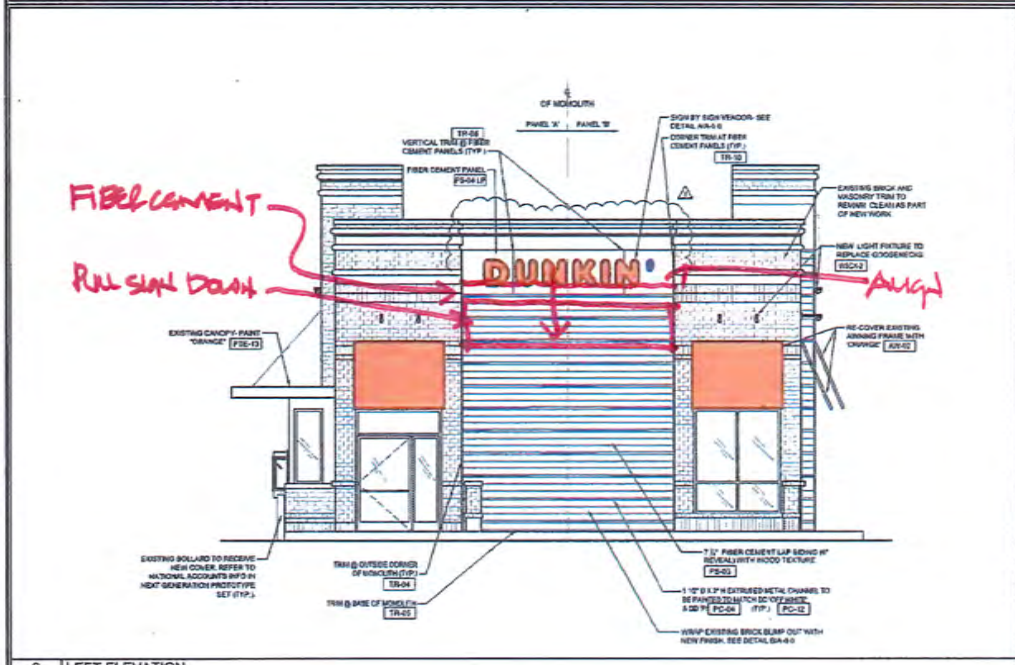

2 LEFT ELEVATION

1/4" = 1'-0" NOTE:

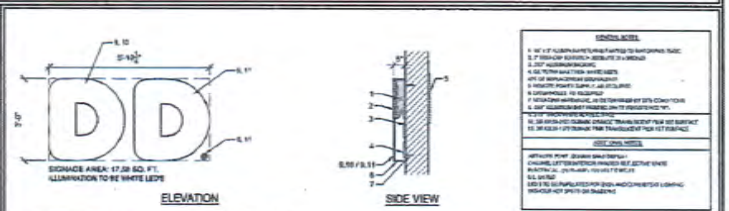

36" H " DD " SECONDARY BLDG. SIGN

B 30" SECONDARY BLDG. SIGN DETAILS

1/2" = 1'-0" NOTE:

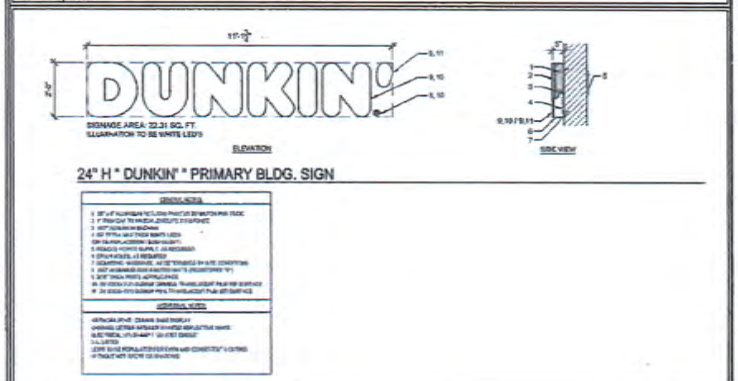

24" H " DUNKIN' " PRIMARY BLDG. SIGN

A 24" PRIMARY BLDG. SIGN DETAILS

1/2" = 1'-0" NOTE:

dunkin' brands

ARCHITECT:
BRUCE BRYANCK, AIA
1 MAIN STREET, SUITE 1
WARREN, OHIO 44481
P (330) 395-9318
F (330) 394-0208

STATE OF OHIO
BRUCE W. BRYANCK
#694
REGISTERED
ARCHITECT

DUNKIN DONUTS-
REMODEL
17609 DETROIT AVE
LAKEWOOD, OH 44107
PO#: Dalpiaz/348391

DATE	03/01/21		
SCALE	AS NOTED		
DRAWN	HD		
CKD			
APPD			

REVISIONS

NO.	DESCRIPTION	DATE
1	OWNER CHANGES	08/06/18

PARTH DONUTS, INC.
7825 METNOR AVE., UNIT 2
MENTOR, OH 44060

EXTERIOR
ELEVATIONS

PROJECT
#20-0202

A-5.0



1 FRONT ELEVATION
1/4" = 1'-0" NOTE:

2 LEFT ELEVATION
1/4" = 1'-0" NOTE:

dunkin' donuts

ARCHITECT:
BRUCE SIDLAWICK, AIA
8167 MAHONING AVENUE
WARREN OHIO 44481
P (330) 395-9518
F (330) 395-9528
www.brucesidlawick.com

DUNKIN DONUTS-
REMODEL
17609 DETROIT AVE
LAKEWOOD, OH 44107
PCN: Dalpiaz2340381

	DATE	03/04/21
	SCALE	AS NOTED
	DRAWN	HD
	CKD	
	APPD	

REVISIONS

NO	DESCRIPTION	DATE

PARTH DONUTS, INC.
7825 METNOR AVE., UNIT 2
MENTOR, OH 44060

EXTERIOR
ELEVATIONS

PROJECT
#20-0202

A-5.0

REVIEWED FOR DESIGN CONFORMANCE ONLY

APPROVAL FOR THESE PLANS BY DUNKIN' BRANDS DOES NOT IMPLY THAT DUNKIN' BRANDS HAS REVIEWED THEM FOR CONFORMITY TO APPLICABLE CODES OR REGULATIONS

- ☐ APPROVED
- ☐ APPROVED AS NOTED: Submit Revised Copy for Archives
- ☐ DISAPPROVED AS NOTED: Review and Resubmit
- ☐ INCOMPLETE INFORMATION: Add requested information and resubmit

Date: _____

DUNKIN' BRANDS
Construction Manager

Notes:

DUNKIN'

NEXT GENERATION REMODEL

17609 DETROIT AVENUE
LAKEWOOD, OH 44107
PC#: DAL/348381

ABBREVIATION INDEX

∠	ANG	FT.	FOOT	O.S.	QUARRY TILE
@	AT	FURN.	FURNITURE	QTY.	QUANTITY
A/C	AIR CONDITIONING	GA.	GAUGE	R.A.	DUNKIN' BRANDS
A.D.	AREA DRAIN	GALV.	GALVANIZED	RAD.	RADIUS
A.F.F	ABOVE FINISH FLOOR	GYP. BD.	GYPSUM BOARD	REF.	REFRIGERATOR
ALUM.	ALUMINUM	HDWD	HARDWOOD	REINF.	REINFORCING
ALT.	ALTERNATE	HDR.	HEADER	REV.	REVISION
APPROX.	APPROXIMATE	H.D.	HUB DRAIN	REQD	REQUIRED
BD.	BOARD	H.M.	HOLLOW METAL	RESIL.	RESILIENT
BLDG.	BUILDING	HORIZ.	HORIZONTAL	RM.	ROOM
BM.	BEAM	HGT.	HEIGHT	R.O.	ROUGH OPENING
BSMT.	BASEMENT	I.D	INSIDE DIAMETER	SCHED.	SCHEDULE
BTWN.	BETWEEN	INSUL.	INSULATION	SEC.	SECTION
BOT.	BOTTOM	INT.	INTERIOR	S.F.	SQUARE FOOT
C.L.	CENTER LINE	JT.	JOINT	SHT.	SHEET
C.T.	CERAMIC TILE	KIT.	KITCHEN	SIM.	SIMILAR
CLG.	CEILING	LAM.	LAMINATE	SPEC.	SPECIFICATION
CLOS.	CLOSET	LAV.	LAVATORY	SQ.	SQUARE
CM	CONSTRUCTION MGR.	LT.	LIGHT	S.S.	STAINLESS STEEL
CMU	CONC. MASONRY UNIT	MAS.	MASONRY	STD.	STANDARD
COL.	COLUMN	MAX.	MAXIMUM	STL.	STEEL
COMBO	DUNKIN'/BASKIN ROBBINS/DOUGHNUTS COMBO/BASKIN	MECH.	MECHANICAL	STRUCT.	STRUCTURAL
		MTL.	METAL	SUSP.	SUSPENDED
CONC.	CONCRETE	MFR.	MANUFACTURER	TEL.	TELEPHONE
CONT.	CONTINUOUS	MIN.	MINIMUM	THK.	THICK
CONST.	CONSTRUCTION	MISC.	MISCELLANEOUS	THRU	THROUGH
C.S.	CONSTRUCTION SPECIFICATIONS	M.O.	MASONRY OPENING	T.O.P.	TOP OF PLATE
D.B.I.	DUNKIN' BRANDS INC.	MTD.	MOUNTED	T.O.S.	TOP OF STEEL
DEPT.	DEPARTMENT	N.I.C.	NOT IN CONTRACT	T.O.SL.	TOP OF SLAB
DTL.	DETAIL	NO.	NUMBER	TRT.	TREATED
D.F	DRINKING FOUNTAIN	NOM.	NOMINAL	TYP.	TYPICAL
DIA.	DIAMETER	N.T.S.	NOT TO SCALE	U.N.O.	UNLESS NOTED OTHERWISE
DIM.	DIMENSION	O.A.	OVERALL	V.C.B.	VINYL COMPOSITION BASE
DISP.	DISPENSER	O.C	ON CENTER	V.C.T.	VINYL COMPOSITION TILE
DN.	DOWN	O.D.	OUTSIDE DIAMETER	VERT.	VERTICAL
DR.	DOOR	OPNG.	OPENING	V.I.F.	VERIFY IN FIELD
D.S.	DOWN SPOUT	OPT.	OPTIONAL	V.W.C.	VINYL WALL COVERING
DWG.	DRAWING	O.S.B.	ORIENTED STRAND BOARD	W/	WITH
EA.	EACH	PL.	PLATE	W.C.	WATER CLOSET
EL.	ELEVATION	P.LAM.	PLASTIC LAMINATE	WD.	WOOD
ELEC.	ELECTRICAL	PLUMB.	PLUMBING	W/O	WITHOUT
ETR	EXISTING TO REMAIN	PLYWD.	PLYWOOD	WP.	WATERPROOFING
EQ.	EQUAL	PR.	PAIR	WT.	WEIGHT
EQUIP.	EQUIPMENT	PROP.	PROPERTY	WWM	WELDED WIRE MESH
EXIST.	EXISTING	P.S.F.	PER SQUARE FOOT		
EXT.	EXTERIOR	P.S.I.	PER SQUARE INCH		
F.D.	FLOOR DRAIN	PTD.	PAINTED		
FIN.	FINISH	P.V.C.	POLY VINYL CHLORIDE		
FL.	FLOOR				
F.O.	FACE OF				
FRP	FIBERGLASS REINFORCED PANELS				

GRAPHIC SYMBOLS

SECTION (SECTION NUMBER / SHEET NUMBER)

INTERIOR ELEV. INDICATOR (ELEV. NUMBER / SHEET NUMBER)

DETAIL (DETAIL NUMBER / SHEET NUMBER)

WINDOW

PARTITION TYPE

DOOR (DOOR MARK)

COLUMN REFERENCE GRIDS

KEY NOTE

EQUIPMENT TAG

FINISHES (FINISH NUMBER)

ROOM (ROOM NUMBER)

DUNKIN BRANDS DATA

STORE DIMENSIONS:	SQ. FOOTAGE
RETAIL SERVICE AREA	442 SQ'
SEATING AREA	817 SQ'
KITCHEN PREP AREA	379 SQ'
STORAGE/REST ROOM/ OFFICE AREA	670 SQ'
WALK IN FREEZER	91 SQ'
WALK IN REFRIGERATOR AREA	84 SQ'
RETAIL FREEZER COMBO AREA	N/A
TOTAL:	2,383 SQ'

FOR DUNKIN' BRANDS USE ONLY

REST ROOMS:	
NUMBER OF RESTROOMS	2
PUBLIC ACCESS TO REST ROOMS	YES
HANDICAP ACCESSIBLE	YES

DRIVE-THRU:	
YES/NO	YES
NUMBER OF DRIVE THRU WINDOWS	1
MENU BOARD SIZE (SINGLE, COMBO)	COMBO
CAR LENGTHS FROM MENU TO WINDOW	4
STACKING (TOTAL # OF VEHICLES)	7
ESCAPE LANE	NO
DRIVE THRU TIMER SYSTEM	NO

SEATING:	
# OF TABLES	6
# OF SEATS	18
# OF BARRIER FREE SEATING UNITS	1
STAND UP COUNTERS (Y/N)	YES
TOTAL # OF SEATS	6

IMAGE TYPE:	
SINGLE BRAND/ COMBO (DD-BR-COVER)	SINGLE

DUNKIN DESIGN RELEASE

ISSUED: APRIL 5, 2019
IMAGE TYPE: NEXT GENERATION
BUILDING TYPE: REMODEL
MARKET: HIGH VOLUME DONUT

SEALS

DESIGN CODES

BUILDING CODE: 2017 OHIO BUILDING CODE
PLUMBING CODE: 2017 PLUMBING CODE
ELECTRICAL CODE: 2017 NATIONAL ELEC. CODE
MECHANICAL CODE: 2017 OHIO MECH. CODE
FIRE PROTECTION: 2017 OHIO FIRE CODE
ENERGY CODE: ASHRAE 90.1 2010 ED.
HANDICAP CODE: ANSI A117.1-09

BUILDING DATA

USE GROUP/ OCCUPANCY: A-2/S1(EX.)
NON SEPARATED MIXED USE 508.3.2 OBC
CONSTRUCTION TYPE: VB(EX.)
NUMBER OF STORIES: 1 STORY(EX.)
TRAVEL DISTANCE ALLOWED: 200 FT(EX.)
ACTUAL TRAVEL DISTANCE: 70 FT(EX.)
NUMBER OF EXITS: 3(EX.)
FIRE SUPPRESSED: NO
FIRE ALARM SYSTEM: NO
AREA BREAKDOWN-
FRONT OF HOUSE: 1,394 S.F.(EX.)
BACK OF HOUSE: 889 S.F.(EX.)
TOTAL AREA 2,104 S.F. GROSS
(COOLER NOT INCLUDED)

OCCUPANCY LOAD -

AREA	OCC./	OCCUPANTS
SEATING:	1 / SEAT	20 SEATS = 20
SALES:	5 / REGISTER	10
BACK OF HOUSE EMPLOYEES:		5
TOTAL OCCUPANCY:		35

* O.C. TO PROVIDE PERMANENTLY MOUNTED OCCUPANCY SIGN AS PART OF CONTRACT *

ZONING DATA

"C" ZONING DISTRICT

KEY MAP

REV / INDEX OF DRAWINGS

T-1.0 TITLE SHEET
[redacted]
GN-2.3 MASTER FINISH SCHEDULE
GN-2.4 MASTER FINISH SCHEDULE
[redacted]
SP-1.0 ARCHITECTURAL SITE PLAN AND DETAILS
D-1.0 DEMOLITION FLOOR PLAN
D-2.0 DEMOLITION REFLECTED CEILING PLAN
D-5.0 DEMOLITION EXTERIOR ELEVATIONS
D-9.0 DEMOLITION SECTION SLEVATIONS
A-1.0 FLOOR PLAN, NOTES & DETAILS
A-2.0 REFLECTED CEILING PLAN, NOTES, LEGENDS, AND DETAILS
A-3.0 FINISH PLAN, NOTES AND DETAILS
A-5.0 EXTERIOR ELEVATIONS AND SIGNAGE DETAILS
A-6.0 EXTERIOR ELEVATIONS AND SIGNAGE DETAILS
A-9.0 INTERIOR ELEVATIONS
K-1.0 EQUIPMENT PLAN AND SCHEDULE
E-1.0 POWER PLAN, NOTES AND LEGENDS
E-2.0 TECHNOLOGY DETAILS AND NOTES
P-1.0 PLUMBING SANITARY AND WATER PLANS

REVISION ISSUE LOG

REVISION #	ISSUE DATE	DESCRIPTION

NOTE: GENERAL CONTRACTOR TO CONTACT ARCHITECT PRIOR TO SUBMITTING BID TO CONFIRM DRAWING / REVISION DATES.

ARCHITECT:
UNLICEW. SIKANIC, AIA
142 EAST MARKET ST.
WARREN, OHIO 44481
P: (330) 395-4488
F: (330) 395-4489
www.unlicew.com

DUNKIN DONUTS-REMODEL
17609 DETROIT AVE
LAKEWOOD, OH 44107
PC#: Dalpiaz/348381

NO	DESCRIPTION	DATE

REVISIONS

DATE	03/04/21
SCALE	AS NOTED
DRAWN	HD
CKD	
APPD	

PARTH DONUTS, INC.
7825 METNOR AVE., UNIT 2
MENTOR, OH 44060

TITLE SHEET

PROJECT #20-0202

T-1.0

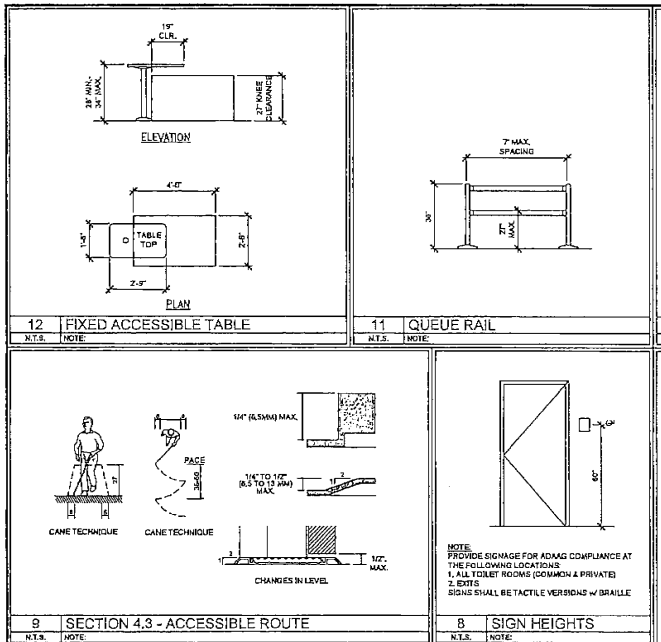

ACCESSIBILITY STANDARDS

ALL NEW WORK BEING INSTALLED SHALL COMPLY WITH THE MINIMUM STANDARDS INDICATED HEREIN. THESE FIXTURES AND ACCESSORIES SHALL BE INSTALLED WITH ADEQUATE BLOCKING AND FASTENERS TO MEET THE MIN. REQUIREMENTS OF THE ADAAG/ADC AND THE PRODUCT MANUFACTURER.

THE ADAAG INSTALLATIONS SHALL BE CONSIDERED THE SAME AS THE REQUIREMENTS OF THE ANSI A117.1 REQUIREMENTS. IN THE EVENT OF A CONFLICT, THE MORE STRINGENT SHALL APPLY.

ALL TOILET ROOMS THAT ARE NEWLY CONSTRUCTED OR ARE PART OF A CHANGE OF USE OR LEVEL OF USE SHALL BE ACCESSIBLE. WHERE SUCH TOILET ROOMS ARE COMMON OR PUBLIC, TOILET ROOMS FOR PRIVATE OFFICES SHALL BE ADAPTABLE.

WHERE EXISTING TOILETS ARE NOT ACCESSIBLE AND IT IS TECHNICALLY NOT FEASIBLE TO ALTER SPACES OR AREAS, ADDITIONAL TOILETS SHALL BE PROVIDED FOR ACCESSIBLE COMPLIANCE.

GENERAL REQUIREMENTS

1. WHEN NEW TOILETS ARE INDICATED OR REQUIRED, AT LEAST ONE (UNLESS NOTED OTHERWISE) IN EACH TOILET ROOM SHALL BE ACCESSIBLE.
2. WHEN NEW URINALS ARE INDICATED OR REQUIRED, AT LEAST ONE IN EACH TOILET ROOM SHALL BE MOUNTED AT ACCESSIBLE HEIGHT.
3. THE INFORMATION SHOWN OR NOTED IS FOR GENERAL INFORMATION ONLY. SPECIFIC INFORMATION WILL BE PROVIDED ON PLANS ASSOCIATED WITH RELATIONSHIP OF UNI. STANDARDS NOTED HEREIN. WHERE PLANS SHOWN HEREIN CONFLICT WITH DETAIL PLANS, NOTIFY ARCHITECT FOR CLARIFICATION.

FLUSH VALVE REQUIREMENTS

1. CONTRACTOR SHALL NOTE THAT FLUSH VALVES ARE REQUIRED TO BE ON THE OPEN SIDE OF ACCESSIBLE TOILET FIXTURES OR STALLS.

NOTE THAT THESE FIXTURES MAY BE SPECIAL ORDERED (RIGHT SIDE FLUSH) AND SHOULD BE ORDERED TO ACCOMODATE TIMELY DELIVERY TO SITE.

MOUNTING REQUIREMENTS

DESCRIPTION	MOUNT INSTRUCTIONS
36" GRAB BAR	36" A.F.F. TO CENTERLINE
42" GRAB BAR	36" A.F.F. TO CENTERLINE
TOILET PAPER DISPENSER	TOP TO BE 1 1/2" (38) BELOW GRAB BAR AND MIN. 1/2" TO 1 1/2" ABOVE SEAT
PAPER TOWEL DISPENSER	48" A.F.F. TO BOTTOM
SURFACE MTD. SOAP DISPENSER	SURFACE MOUNTED
NO TOILET SIGN	60" A.F.F. ON WALL ADJACENT TO DOOR
COAT HOOK	48" A.F.F.
MIRROR	40" TO BOTTOM

IF NOT INDICATED ELSEWHERE, THE ABOVE MOUNTING STANDARDS SHALL BE USED. WHERE A CONFLICT OF THE STANDARDS NOTED HEREIN OCCUR WITH STANDARDS INDICATED ELSEWHERE, BRING SUCH CONFLICTS TO THE ATTENTION OF THE ARCHITECT IMMEDIATELY.

ARCHITECTS:
BRUCE BERKANICK, AIA
142 EAST MARKET ST.
WARREN, OHIO 44481
P: (330) 395-4019
F: (330) 395-4295

BRUCE W. BERKANICK ARCHITECT 7001 STATE OF OHIO REGISTERED

DUNKIN DONUTS-
REMODEL
17609 DETROIT AVE
LAKEWOOD, OH 44107
PCR: Delphis/248381

DATE	03/13/20
SCALE	AS NOTED
DRAWN	HD
CKD	
APPD	

NO	DESCRIPTION	DATE
	REVISIONS	

PARTH DONUTS, INC.
7825 METNOR AVE., UNIT 2
MENTOR, OH 44060

ACCESSIBILITY GUIDELINES

PROJECT
#20-0202

G-ADA

EXTERIOR PAINT

EXTERIOR WALL PAINT

CODE	MATERIAL	MANUFACTURER	PRODUCT #	DESCRIPTION / REMARKS	VENDOR CONTACTS
PTE-01	PAINT	SHERWIN WILLIAMS	CONCRETE FINISH	SW 7004 "PASSIVE WHITE"	PLACE ORDER WITH LOCAL SHERWIN WILLIAMS STORE FOR A STORE NEAR YOU CALL: 800-474-3754 MARK T. WIDNER NATIONAL ACCOUNT EXECUTIVE 03 CHURCH ST BARRINGTON IL 60010 M: 847-428-1408 O: 410-243-5171 EMAIL: MARK.T.WIDNER@SHERWIN.COM
PTE-07	PAINT	SHERWIN WILLIAMS	CHARCOAL FINISH	SW 7069 "IRON ORE"	
	NOT USED		WOOD PATTERN	SEE FIBER CEMENT LAP SIDING PS-03	
PTE-04	PAINT	SHERWIN WILLIAMS	OFF WHITE FINISH	SW 7063 "NEBULOUS WHITE"	
PTE-03	PAINT	SHERWIN WILLIAMS	MID-TONE FINISH	SW 7068 "GRAY MATTERS"	
	NOT USED				
	NOT USED				
	NOT USED				
PTE-05	PAINT	SHERWIN WILLIAMS OR FACTORY FINISH TO MATCH SW COLOR	WALK-IN BOX	SW 7004 "PASSIVE"	
	PAINT	SHERWIN WILLIAMS	SECONDARY MID-TONE FINISH	SW 6203 "MORNING FOG"	
	NOT USED		LINEN WHITE	SEE SPEC FOR METAL PAINT PC-02	
	PAINT		DO PINK	COLOR: MATCH PMS 219 C MAP ULTRALOW V.O.C.	
	PAINT		DO ORANGE	COLOR: MATCH PMS 1235C MAP ULTRA LOW V.O.C.	
	NOT USED				

EXTERIOR FIBER-CEMENT CLADDING SYSTEMS

EXTERIOR FIBER-CEMENT CLADDING SYSTEMS

CODE	MATERIAL	MANUFACTURER	PRODUCT #	DESCRIPTION / REMARKS	VENDOR CONTACTS
FC-01	FIBER-CEMENT CLADDING	NICHIHA	CONCRETE FINISH INDUSTRIAL BLOCK EPOCH-F	COLOR: "CONCRETE" SURFACE: STANDARD Dimension: 17 7/8"W x 11 3/8"H, x 5/8"TH TRIM: NICHIHA MTCH-01 METAL TRIM CORNER KIT COLOR: CLEAR ANODIZED DIMENSION: 1/2" x 2 1/2" RETURNS	Scott Lenk Account Color Manager, P: 614.268.8037 Email: slenk@nichiha.com Matt Bagshaw Project Manager O: 770-704-4224 Email: mbagshaw@nichiha.com
FC-07	FIBER-CEMENT CLADDING	NICHIHA	CHARCOAL FINISH TUFFLOCK "STEEL" EPT944T	COLOR: "STEEL" SURFACE: STANDARD Dimension: 17 7/8"W x 11 3/8"H, x 5/8"TH TRIM: NICHIHA REF5AMFM COLOR: TUFF BLOCK "STEEL" DIMENSION: 1/2" FROM 2 1/2" RETURNS	
	NOT USED		WOOD FINISH	SEE FIBER CEMENT LAP SIDING FINISH PS-03	
FC-04	FIBER-CEMENT CLADDING	NICHIHA	OFF WHITE Finish ILLUMINATION SERIES-EDGE-001 ASTP 16-16 SMOOTH	COLOR: "SUNDA WHITE" TEXTURE / SURFACE: DIMENSION: 17 7/8"W x 11 3/8"L x 5/8"TH TRIM: NICHIHA RE2040-005 DIMENSION: 1/2" x 2 1/2" RETURNS	
FC-03	FIBER-CEMENT CLADDING	NICHIHA	MID-TONE FINISH TUFFLOCK "PEWTER" EPT941T	COLOR: "PEWTER" FINISH, STANDARD DIMENSION: 17 7/8"W x 11 3/8"L x 5/8"TH NOTE: ONLY USED WHEN A MID TONE IS NEEDED TO ADDRESS A DESIGN ISSUE ON A SECONDARY FACADE	
	NOT USED				
	NOT USED				
	NOT USED				

EXTERIOR FIBER CEMENT SIDING AND PANELS

EXTERIOR FIBER-CEMENT EXTERIOR SIDING AND PANELS

CODE	MATERIAL	MANUFACTURER	PRODUCT #	DESCRIPTION / REMARKS	VENDOR CONTACTS
	NOT USED				JEFF HARVEY 774-3474576 JEFFERY.HARVEY@JAMESHARDIE.COM
FC-03 LAP	FIBER CEMENT PANEL	JAMES HARDIE	CONCRETE FINISH	COLOR: "PEARL GRAY" SURFACE: REVEAL PANEL DIMENSION: (W)360"(H)PANELS	
FC-07	FIBER CEMENT SIDING	JAMES HARDIE	CHARCOAL FINISH	COLOR: "IRON GRAY" SURFACE: HARDIE SIDING DIMENSION: 7 1/4" X 12' X 5/16" TRIM WIDTH 6" SIDING EXPOSURE	
FC-07 LAP	FIBER CEMENT PANEL	JAMES HARDIE	CHARCOAL FINISH	COLOR: "IRON GRAY" SURFACE: REVEAL PANEL DIMENSION: (W)360"(H)PANELS	
WD-01	FIBER CEMENT SIDING	WOODSTONE	WOOD FINISH RUSTIC SERIES WOODSTONE	COLOR: "VENICE CLAZE" WOOD PATTERN SURFACE: WOOD PATTERN PLANK DIMENSION: 7 1/4" X 12' X 5/16" TRIM WIDTH 6" SIDING EXPOSURE NOTE: NAILS TO MATCH WOOD FINISH	FOR WOODSTONE PRODUCTS: PAUL KROLPHE P: 330.843.9843 X 1124 PAUL@WOODSTONE.COM
	NOT USED				
FC-04 LAP	FIBER CEMENT PANEL	JAMES HARDIE	OFF WHITE FINISH LARGE FORMAT PANEL	COLOR: "CORNERSTONE" SURFACE: REVEAL PANEL DIMENSION: (W)360"(H)PANELS	
FC-03	FIBER CEMENT SIDING	JAMES HARDIE	MID-TONE FINISH	COLOR: "GRAY SLATE" SURFACE: HARDIE SIDING DIMENSION: 7 1/4" X 12' X 5/16" TRIM WIDTH 6" SIDING EXPOSURE	
FC-03 LAP	FIBER CEMENT PANEL	JAMES HARDIE	MID-TONE FINISH	COLOR: "GRAY SLATE" SURFACE: REVEAL PANEL DIMENSION: (W)360"(H)PANELS	
	NOT USED				
	NOT USED				
	NOT USED				

EXTERIOR EIFS

EXTERIOR EIFS

CODE	MATERIAL	MANUFACTURER	PRODUCT #	DESCRIPTION / REMARKS	VENDOR CONTACTS
EFS-01	EIFS	DRYVIT	CONCRETE PATTERN	"CONCRETE" EIFS; DRYVIT KOLODO 20 2143 ST; MATCH SW 7004 PASSIVE WHITE; LIMESTONE FINISH	ROBERT GAZELI O: 704-279-0454 BOB.GAZELI@DRYVIT.COM
EFS-02	EIFS	DRYVIT	CHARCOAL PATTERN	"CHARCOAL" EIFS; DRYVIT KOLODO 2172AR; MATCH SW 7069 IRON ORE; SANDPEBBLE FINE	
EFS-03	EIFS	DRYVIT	CHARCOAL BRICK PATTERN	"BRICK" EIFS; DRYVIT NEWBRICK; MODULAR WIRE CUT; GATE HOUSE; IRON SPOT AND FLASHED	
	NOT USED		WOOD PATTERN	SEE WOODSTONES PS-03	
EFS-04	EIFS	DRYVIT	OFF WHITE PATTERN	"WHITE" EIFS; DRYVIT KOLODO 2172GS ST; MATCH SW 7063 NEBULOUS WHITE; SANDPEBBLE FINE	
EFS-03	EIFS	DRYVIT	MID-TONE CLADDING	"MODULE GREY" EIFS; DRYVIT COLOR-KOLODO 2172GS; SANDPEBBLE FINE	
	NOT USED				
	NOT USED				
	NOT USED				
	NOT USED		WALK-IN BOX	SEE EXTERIOR PAINT PTE-05	
	NOT USED		SECONDARY MID-TONE FINISH		
	NOT USED		LINEN WHITE	SEE SPEC FOR METAL PAINT PC-02	
EFS-01	EIFS	DRYVIT	PINK BAND	COLOR: PINK – DUDO 20 1412 S NOTE: STRATOTONE COLORANT	
EFS-02	EIFS	DRYVIT	ORANGE BAND	ORANGE - DUDO 24 1413 S NOTE: STRATOTONE COLORANT	
	NOT USED				

EXTERIOR METAL PAINTED COATINGS

EXTERIOR METAL PAINTED COATINGS

CODE	MATERIAL	MANUFACTURER	PRODUCT #	DESCRIPTION / REMARKS	VENDOR CONTACTS
PC-01	PAINTED COATING	SHERWIN WILLIAMS	CONCRETE FINISH	SW 7004 "PASSIVE WHITE"	PLACE ORDER WITH LOCAL SHERWIN WILLIAMS STORE FOR A STORE NEAR YOU CALL: 800-474-3754 MARK T. WIDNER NATIONAL ACCOUNT EXECUTIVE 03 CHURCH ST BARRINGTON IL 60010 M: 847-428-1408 O: 410-243-5171 EMAIL: MARK.T.WIDNER@SHERWIN.COM
	PAINTED COATING	POWDER COAT	CONCRETE FINISH	SW 7004 "PASSIVE WHITE"	
PC-02	PAINTED COATING	MATTHEWS PAINT	CHARCOAL FINISH	COLOR: MATTHEWS DARK SLATE FINISH LUV SATIN 10.5	
	PAINTED COATING	SHERWIN WILLIAMS	CHARCOAL FINISH	SW 7069 "IRON ORE"	
	PAINTED COATING	POWDER COAT	CHARCOAL FINISH	SW 7069 "IRON ORE"	
PC-03	NOT USED				
	NOT USED				
PC-04	PAINTED COATING	MATTHEWS PAINT	OFF WHITE FINISH	COLOR: MATCH PMS COOL GRAY 1C MAP ULTRA LOW V.O.C.	
	PAINTED COATING	SHERWIN WILLIAMS	OFF WHITE FINISH	SW 7063 "NEBULOUS WHITE"	
	PAINTED COATING	POWDER COAT	OFF WHITE FINISH	SW 7063 "NEBULOUS WHITE"	
PC-05	PAINTED COATING	SHERWIN WILLIAMS	MID-TONE FINISH	SW 7068 "GRAY MATTERS"	
	PAINTED COATING	POWDER COAT	MID-TONE FINISH	SW 7068 "GRAY MATTERS"	
PC-06	NOT USED	N/A			
	NOT USED	N/A			
PC-07	PAINTED COATING	SHERWIN WILLIAMS	OFF WHITE FINISH	SW 7063 "NEBULOUS WHITE"	
	PAINTED COATING	POWDER COAT	OFF WHITE FINISH	SW 7063 "NEBULOUS WHITE"	
PC-08	PAINTED COATING	SHERWIN WILLIAMS	CHARCOAL FINISH	SW 7069 "IRON ORE"	
	PAINTED COATING	POWDER COAT	CHARCOAL FINISH	SW 7069 "IRON ORE"	
PC-09	PAINTED COATING	SHERWIN WILLIAMS	WALK-IN	SW 7004 "PASSIVE"	
	PAINTED COATING	POWDER COAT	WALK-IN	SW 7004 "PASSIVE"	

dunkin' brands.

ARCHITECT:
BRUCE W. SERWICK, AIA
142 EAST MARKET ST.
WARREN, OHIO 44481
P: (330) 394-4151
F: (330) 399-9198

STATE OF OHIO
BRUCE W. SERWICK
8434
REGISTERED ARCHITECT

DUNKIN DONUTS-REMODEL
17609 DETROIT AVE
LAKEWOOD, OH 44107
PCR: Dallas#248381

DATE	03/13/20	
SCALE	AS NOTED	
DRAWN	HD	
CKD		
APPD		

NO	DESCRIPTION	DATE
	REVISIONS	

PARTH DONUTS, INC.
7825 METNOR AVE., UNIT 2
MENTOR, OH 44060

MASTER FINISH SCHEDULE

PROJECT #20-0202

GN-2.3

EXTERIOR METAL PAINTED COATINGS

PC-01	PAINTED COATING	SHERWIN WILLIAMS	MID-TONE FINISH #1	SW 6262 "MORNING FOG"	
	PAINTED COATING	POWDER COAT	MID-TONE FINISH #1	SW 6262 "MORNING FOG"	
	PAINTED COATING		LINEN WHITE	COLOR MATCH WILDSMART PLAIN "LINEN" MAP ULTRA LOW V.O.C.	
	PAINTED COATING	POWDER COAT	LINEN WHITE	COLOR MATCH WILDSMART PLAIN "LINEN" MAP ULTRA LOW V.O.C.	
PC-02	PAINTED COATING	MATTHEWS PAINT	DD PINK FINISH	COLOR MATCH PMS 219 C COLOR: MP14008 IN 18/40 FINISH: LVS SATIN V1.0 OVER MP55808 WHITE BASECOAT	
	PAINTED COATING	SHERWIN WILLIAMS	DD PINK FINISH	COLOR MATCH PMS 219 C	
	PAINTED COATING	POWDER COAT	DD PINK FINISH	COLOR MATCH PMS 219 C	
PC-03	PAINTED COATING	MATTHEW'S PAINT	DD ORANGE FINISH	COLOR MATCH PMS 1655C COLOR: MP31706 IN 18/40 FINISH: LVS SATIN V1.0 OVER MP55808 WHITE BASECOAT	
	PAINTED COATING	SHERWIN WILLIAMS	DD ORANGE FINISH COLOR # 1655C	Sherwin Williams Product Finishes Level MAX Product LVS - Gamet Low VOC Satin CF1005 Orange Inner 765.37g / .33gal CF1011 Low VOC Clear Clear 576.21g / .10gal CF1043 Autumn Orange 184.94g / .05gal CF1011 Arctic White 132.26g / .03gal CR1005 Reducer 440.28g / .13gal CF1010 Low VOC Flat Clear 2157.21g / .49gal	
	PAINTED COATING	POWDER COAT	DD ORANGE FINISH	COLOR MATCH PMS 1655C	
PC-04	NOT USED	SHERWIN WILLIAMS			
	NOT USED	POWDER COAT			

EXTERIOR METAL TRIM

CODE	MATERIAL	MANUFACTURER	PRODUCT #	DESCRIPTION / REMARKS	VENDOR CONTACTS
TM-01	METAL	TAMLYN	EXTRUDED METAL CHANNEL USED AT TOWER ELEMENT	PINK ACCENT BAND SEE SH20 (PINK)	TAMLYN - XTREME TRIM (MC DANIELS 713-445-3672, tlarkin@[illegible]) OR HORACIO'S SHEET METAL MICHAEL TAVERES P: 559-645-0900, mik-s@[illegible] OR ADI RANDY KERR 800-477-2510 EXT. 3248, rkerr@adi[illegible]
	METAL	HORACIO			
	METAL	ADI			
TM-02	METAL	TAMLYN	EXTRUDED METAL CHANNEL USED AT TOWER ELEMENT	OFF WHITE ACCENT BAND SEE SH24 (WHITE)	
	METAL	HORACIO			
	METAL	ADI			
TM-03	NOT USED				TAMLYN - XTREME TRIM MC DANIELS 713-445-3672, tlarkin@[illegible]
TM-04	METAL	TAMLYN	(ADJUSTING) OUTSIDE CORNER TRIM, USED AT TOWER ELEMENT	TO MATCH FIBER CEMENT LAP SIDING PS-01	
TM-05	METAL	TAMLYN	(ADJUSTING) BOTTOM "BASTEM" TRIM USED AT TOWER ELEMENT	CLEAR ANODIZED	
TM-06	METAL	TAMLYN	(ADJUSTING) VERTICAL TERMINATION TRIM TYP. USED AT TOWER ELEMENT	FACTORY FINISH TO MATCH FIBER CEMENT LAP SIDING PS-01	
TM-07	METAL	TAMLYN	(ADJUSTING) TOP TRIM USED AT TOWER ELEMENT	FACTORY FINISH TO MATCH FIBER CEMENT LAP SIDING PS-01	
TM-08	METAL	JAMES HARDIE	JH SURROUND VERTICAL TRIM	FINISH: FACTORY CLEAR ANODIZED 16 GA TRIM AVAILABLE IN 8'-0" LENGTHS, USED WITH JAMES HARDIE REVEAL PANELS	JEFF HARRIS 704-357-6216 JEFFERY.HARRIS@JAMESHARDIE.COM
TM-09	METAL	JAMES HARDIE	JH SURROUND HORIZONTAL TRIM	FINISH: FACTORY CLEAR ANODIZED 16 GA TRIM AVAILABLE IN 8'-0" LENGTHS, USED WITH JAMES HARDIE REVEAL PANELS	
TM-10	METAL	JAMES HARDIE	JH SURROUND OUTSIDE CORNER TRIM	FINISH: FACTORY CLEAR ANODIZED 16 GA TRIM AVAILABLE IN 8'-0" LENGTHS, USED WITH JAMES HARDIE REVEAL PANELS	
TM-11	METAL	JAMES HARDIE	JH SURROUND J-CHANNEL TRIM	FINISH: FACTORY CLEAR ANODIZED 16 GA TRIM AVAILABLE IN 8'-0" LENGTHS, USED WITH JAMES HARDIE REVEAL PANELS. SIDING CAN BE USED VERTICALLY & HORIZONTALLY @ PENETRATION OR TRANSITION W/ OTHER MATERIALS	
	NOT USED				

FIBERGLASS PANEL

CODE	MATERIAL	MANUFACTURER	PRODUCT #	DESCRIPTION / REMARKS	VENDOR CONTACTS
FRP-01	FIBERGLASS REINFORCED PANELS	CRANE COMPOSITES	CLASSICMAX COLOR: VR-PEARL GRAY TEXTURE: EMBOSSED PEBBLE FINISH	BOH/KITCHEN AREAS NOT IN PUBLIC VIEW	
FRP-01 ALT	FIBERGLASS REINFORCED PANELS	MARLITE	COOL PIXIT LIGHT GRAY TEXTURE: EMBOSSED PEBBLE FINISH	BOH/KITCHEN AREAS NOT IN PUBLIC VIEW	
FRP-02 ALT	FIBERGLASS REINFORCED PANELS	PANOLAM	COLOR: SILVER TEXTURE: EMBOSSED PEBBLE FINISH	BOH/KITCHEN AREAS NOT IN PUBLIC VIEW	
FRP-03 (C)	FIBERGLASS REINFORCED PANELS	CRANE COMPOSITES	KYLON TUSCP 4' X 8' PANEL # 113 SCPS OR 4' X 10' PANEL # 113 SCPS	COOL PALETTE - APPROVED FOR EDO (APOD) AND LIMITED SCOPE REMODELS. REMODELS ONLY.	
FRP-03 (W)	FIBERGLASS REINFORCED PANELS	CRANE COMPOSITES	COLOR: TUSWP 4' X 8' PANEL # 113 CWPS OR 4' X 10' PANEL # 113 CWPS	WARM PALETTE - APPROVED FOR EDO (APOD) AND LIMITED SCOPE REMODELS. REMODELS ONLY.	
	NOT USED				

MILLWORK INTERIOR QUARTZ

CODE	MATERIAL	MANUFACTURER	PRODUCT #	DESCRIPTION / REMARKS	VENDOR CONTACTS
SS-01 (C)	QUARTZ SURFACES	CAESAR STONE	COLOR: 4100 (2 CM) CLAMOUNTAIL FINISH: POLISHED EDGE PROFILE: REFERENCE MILLWORK DETAIL	COOL PALETTE - AREA NOT AT PDO COUNTER TOP	
SS-01 (W)	QUARTZ SURFACES	CAESAR STONE	COLOR: 3030 (3 CM) LINEN FINISH: POLISHED EDGE PROFILE: REFERENCE MILLWORK DETAIL	WARM PALETTE OR REMODEL USE ONLY WHEN KEEPING EXISTING 2010 MADE FLOOR TILE (TAN COLOR). AREA NOT AT PDO COUNTER TOP	
SS-02 (C)	QUARTZ SURFACES	CAESAR STONE	COLOR: 4120 (2 CM) RAVON FINISH: POLISHED EDGE PROFILE: REFERENCE MILLWORK DETAILS	COOL PALETTE - USED AT PDO COUNTER TOP & DHO SHELF UNIT	
SS-02 (W)	QUARTZ SURFACES	CAESAR STONE		WARM PALETTE - SAME AS SS-02 (C); REFER TO ABOVE	
	NOT USED				

MILLWORK LAMINATES

CODE	MATERIAL	MANUFACTURER	PRODUCT #	DESCRIPTION / REMARKS	VENDOR CONTACTS
PL-01 (C)	LAMINATE	FORMICA	5881-58 "SILLENHAUNI OAK" MATTE FINISH		
PL-01 (W)	LAMINATE	FORMICA	5943-58 "NATURAL ASH" MATTE FINISH	WARM PALETTE OR REMODEL USE ONLY WHEN KEEPING EXISTING 2010 MADE FLOOR TILE (TAN COLOR). FRONTLINE MILLWORK	
PL-02	LAMINATE	FORMICA	937-58 GRAPHITE MATTE FINISH		
PL-03	LAMINATE	WILSONART	HD08K-08 SATIN STAINLESS		
		FORMICA	ALTERNATE: 5060-06 BRUSHED ALUMINUM SHEET METAL FINISH		
PL-04 (C)	LAMINATE	WILSONART	1930 "GRAY" MATTE FINISH		
PL-04 (W)	LAMINATE	WILSONART	D837-60 "LINEN" MATTE FINISH	WARM PALETTE OR REMODEL ONLY WHEN KEEPING EXISTING 2010 MADE FLOOR TILE (TAN COLOR).	
PL-05	LAMINATE	FORMICA	118-58 WHITE WHITE MATTE FINISH		
PL-06 (C)	LAMINATE	WILSONART	4762 "WHITE TIGRIS"	MILLWORK TABLE TOPS	
PL-06 (W)	LAMINATE	WILSONART	4541 "DESERT ZEPHYR"	WARM PALETTE OR REMODEL USE ONLY - WHEN KEEPING EXISTING 2010 MADE FLOOR TILE (TAN COLOR). MILLWORK TABLE TOPS	
PL-07	LAMINATE	FORMICA	BLACK LAMINATE		
PL-08	NOT USED				
PL-09	LAMINATE	FORMICA	12103-58 "COOL WHITE"	MILLWORK CABINETS & INTERIOR SHELF FINISHES	
PL-10 (C)	LAMINATE	WILSONART	K157-60 "SHADOW ZEPHYR"	WAINSCOT	
PL-10 (W)	LAMINATE	FORMICA	5087 "CHESTNUT WOODLAND" MATTE FINISH (SAME AS WP-PL-09W)	WARM PALETTE OR REMODEL USE ONLY WHEN KEEPING EXISTING 2010 MADE FLOOR	
	NOT USED				

THIN BRICK

CODE	MATERIAL	MANUFACTURER	PRODUCT #	DESCRIPTION / REMARKS	VENDOR CONTACTS
BR-01	NOT USED				
BR-02	THIN BRICK	ENDICOTT BRICK		ENDICOTT BRICK (CREATIVE MATERIALS PRODUCT) "MANGANESE IRON SPOT" 2.25X7.625 SMOOTH MAPEI ULTRALITE LFT #10 "BLACK" OR DFS-08 GROUT TYPE II MORTAR (BLACK PIGMENT)	CONTACT INFORMATION PHONE: 800.267.3347 EXT. 3868 (DUNK) FAX: 518-452-0163 EMAIL: DUNKINFO@CREATIVEMATERIALSCORP.COM
	NOT USED				

dunkin' brands.

ARCHITECT:
BRUCE KEMNICK, AIA
143 EAST MARKET ST.
WARREN, OHIO 44481
P: (330) 399-9114
F: (330) 399-4799
bruce@kemnick.com

BRUCE W. KEMNICK
STATE OF OHIO
9674
REGISTERED ARCHITECT

DUNKIN DONUTS-REMODEL
17609 DETROIT AVE
LAKEWOOD, OH 44107
PCR: Dallpiz/2403381

DATE	03/13/20
SCALE	AS NOTED
DRAWN	HD
CKD	
APPD	

REVISIONS

NO	DESCRIPTION	DATE

PARTH DONUTS, INC.
7825 METNOR AVE., UNIT 2
MENTOR, OH 44060

MASTER FINISH SCHEDULE

PROJECT #20-0202

GN-2.4

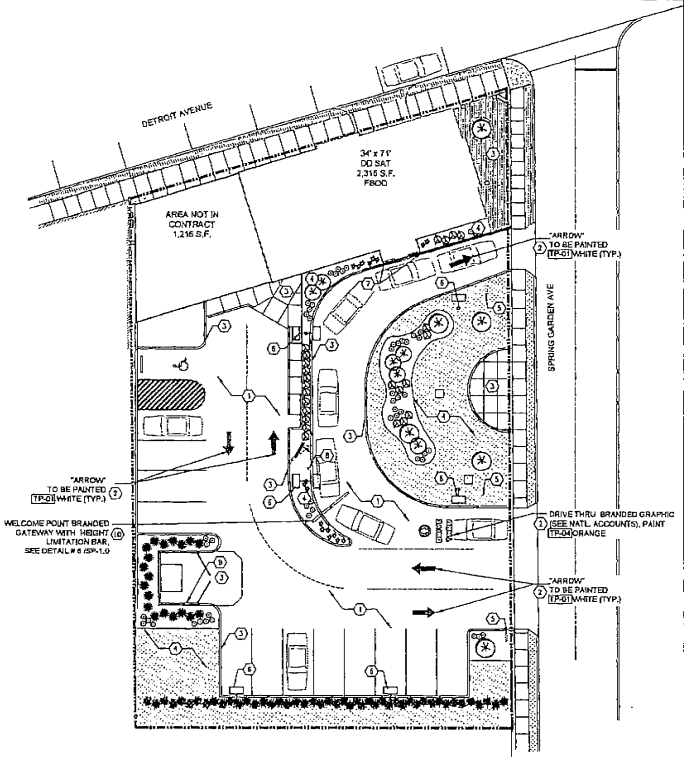

1 SITE PLAN
1"=20' NOTE:

SITE KEY NOTES:

1. ALL EXISTING PAVED DRIVES TO BE FREE OF CRACKS AND POTHOLES. APPLY NEW ASPHALT SEAL COAT AND STRIPING FOR ENTIRE EXISTING PAVED AREA.
2. NEW DIRECTIONAL GRAPHICS TO BE PAINTED AS SPECIFIED.
3. EXISTING CONCRETE WALKS, CURBS, DUMPSTER PAD, DRIVES AND APRONS IN GOOD CONDITION. NO NEW WORK REQUIRED.
4. REFRESH LANDSCAPING, STONE WORK, AND MULCHING AS REQUIRED.
5. REPLACE EXISTING DIRECTIONAL SIGNAGE WITH NEW AS DETAILED. SEE DETAIL 5/SP-1.0
6. EXISTING POLE, LED LIGHT AND BASE TO REMAIN. POLE AND BASE TO BE RE-PAINTED AS REQUIRED.
7. EXISTING BOLLARD TO BE RE-COVERED. REFER TO NATIONAL ACCOUNTS FOR BOLLARD COVER INFORMATION.
8. EXISTING DRIVE-THRU MENU BOARD BASE, CABINET AND SPEAKER TO BE REMOVED AND REPLACED WITH NEW AS SHOWN. SEE DETAILS 2, 3 & 4/SP-1.0
9. EXISTING DUMPSTER ENCLOSURE IN GOOD CONDITION. NO NEW WORK REQUIRED.
10. NEW HEIGHT LIMITATION BAR AS DETAILED. SEE DETAIL 6/SP-1.0.

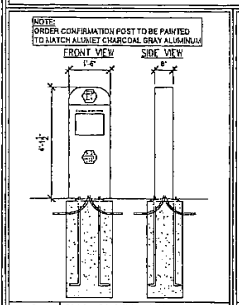

3 ORDER CONFIRMATION POST DET.
1/2"=1'-0" NOTE:

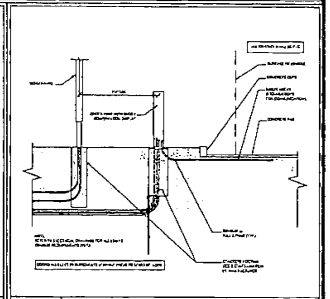

2 DRIVE-THRU MENU SECTION
N.T.S. NOTE:

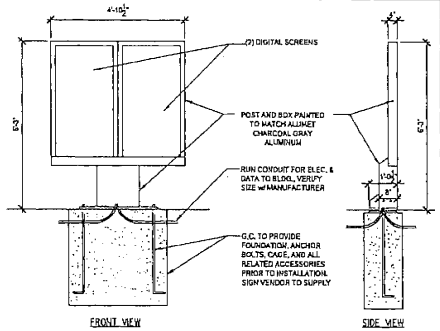

4 DIGITAL MENU BOARDS DETAIL
1/2"=1'-0" NOTE:

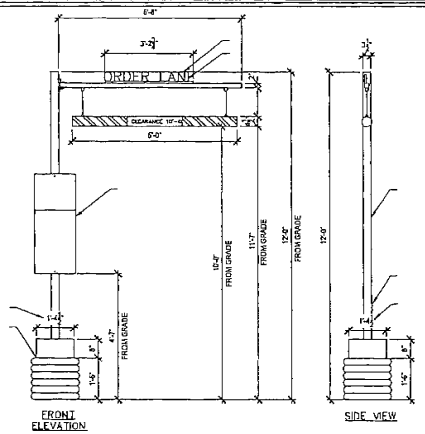

DESCRIPTION:
(QTY: 1) VEHICLE CLEARANCE BAR.
3-1/2" square Steel main post with 2" square Steel cross arm and 1/2" plate steel mounting plate with hole at base for power feed;
1/8" & .063" Aluminum plate cover (painted);
Painted 3/4" PVC letters, mounted to cross arm with 1" angle affixed to backs;
Painted 4-1/2" PVC crash-tubes with Vinyl "clearance" copy and Reflective vinyl striping;
Crash tubes affixed to cross arm with required hardware and aircraft cable. Note: cross-arm eye bolts to be removable for maintenance purposes;
Note: Access hole with cover plate required on back of post, G.C. to provide conduit for power per site plans.

TYPEFACE:
Copy is Gotham Bold

COLORS:
Post & Plate:
Painted to match Alumet Charcoal Gray aluminum;
Plate Cover:
Painted to match Alumet Charcoal Gray aluminum;
Cross Arm:
Painted to match Alumet Charcoal Gray aluminum;
Crash Tubes:
Painted DD Orange PMS #165c
Painted DD Magenta PMS #219c;
PVC Graphics:
Painted DD Orange PMS #165c
Painted DD Magenta PMS #219c;
Vinyl Graphics:
White Reflective 3M #280-10
Painted DD Orange PMS #165c
Painted DD Magenta PMS #219c

6 HEIGHT LIMITATION CLEARANCE BAR DETAIL
1/2"=1'-0" NOTE:

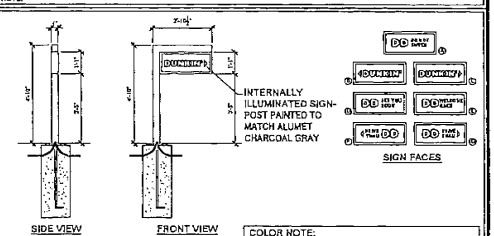

AREA OF SIGN: 2.75 SQ FT
LIGHTING: FLORESCENT LAMP

COLOR NOTE:
SEE DUNKIN' BRANDS WEBSITE,
http://extranet.dunkinbrands.com, FOR COMPLETE INFORMATION AND DETAILS

5 DIRECTIONAL SIGN DETAILS
3/8"=1'-0" NOTE:

dunkin' brands.

ARCHITECT:
BRUCE STANCE AIA
1000 MAHONING ST.
WARREN, OHIO 44481
P:330 394-9318
E: (330) 394-9318

DUNKIN DONUTS-
REMODEL
17609 DETROIT AVE
LAKEWOOD, OH 44107
PC#: Daplas/348381

	DATE	03/13/20
	SCALE	AS NOTED
	DRAWN	HD
	CKD	
	APP'D	

NO	DESCRIPTION	DATE
	REVISIONS	

PARTH OONUTS, INC.
7825 METNOR AVE., UNIT 2
MENTOR, OH 44060

SITE PLAN AND
DETAILS

PROJECT
#20-0202

SP-1.0

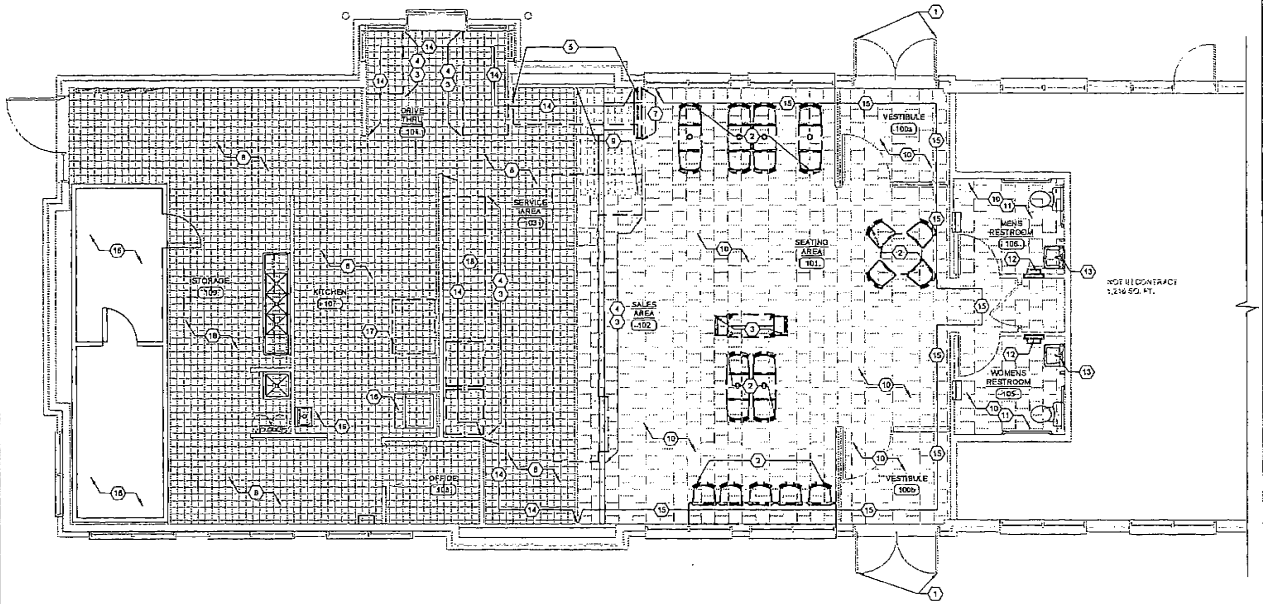

1 DEMO FLOOR PLAN

1/4" = 1'-0" NOTE:

DEMO GENERAL NOTES:

A. G.C. TO COORDINATE ALL DEMOLITION WORK WITH BUILDING DEPARTMENT & OWNER.

B. G.C. TO FIELD VERIFY EXISTING CONDITIONS. REPORT ANY DISCREPANCIES TO ARCHITECT/CONSTRUCTION PROJECT MANAGER BEFORE DEMOLITION BEGINS.

C. ALL DEBRIS TO BE REMOVED FROM THE SITE IN ACCORDANCE WITH ALL APPLICABLE CODES OR REQUIREMENTS. SWEEP FLOOR PRIOR TO THE START OF NEW CONSTRUCTION.

D. G.C. TO NOTE ALL UTILITIES THAT WILL BE AFFECTED BY CONSTRUCTION & SHALL INCLUDE IN BID THE NECESSARY CHARGES & FEES INCURRED FROM UTILITY COMPANY(S) FOR SAID WORK.

E. GC SHALL BE RESPONSIBLE FOR THE SURVEY OF HAZARDOUS MATERIALS. IF HAZARDOUS MATERIALS ARE ENCOUNTERED DURING DEMOLITION OPERATIONS, NOTIFY OWNER & COMPLY WITH APPLICABLE REGULATIONS, LAWS, AND ORDINANCES CONCERNING REMOVAL, HANDLING, AND PROTECTION AGAINST EXPOSURE OR ENVIRONMENTAL POLLUTION.

F. THROUGHOUT THE DURATION OF THE REMODEL POWER TO THE COOLER/FREEZER SHALL REMAIN CONSTANT AND FUNCTIONAL.

G. G.C. TO CAP ALL WATER SUPPLY & SANITARY WASTE LINES INDICATED TO BE REMOVED. INSPECT SITE TO DETERMINE EXTENT OF EXISTING.

H. G.C. TO OBTAIN ALL CONSTRUCTION MATERIALS IN ADVANCE AND STORE WITHIN ONSITE STORAGE UNIT. MATERIALS WITHIN STORAGE UNIT ARE TO BE PACKED AND STAGED ACCORDING TO SEQUENCE OF PROJECT TO FACILITATE LOADING JOB.

I. GENERAL CONTRACTOR TO DISCONNECT ALL EXISTING EQUIPMENT AS REQUIRED PER SCOPE OF OUTLINED WORK. SHUTDOWNS MAY BE STAGED, UNLESS MAJOR ELECTRICAL OR PLUMBING WORK IS REQUIRED THAT COULD CAUSE DAMAGE TO EQUIPMENT THAT IS CONNECTED.

J. BACK OF HOUSE TO BE THOROUGHLY CLEANED INCLUDING ALL WALLS, FLOORS, RACKS, ETC

K. GC TO COORDINATE PERMIT, APPROVALS, AND LOCATION OF DUMPSTER AND STORAGE UNIT PRIOR TO STORE CLOSING.

DEMO KEY NOTES

1. REMOVE EXISTING DOOR HANDLES FOR REPLACEMENT WITH NEW.
2. EXISTING FURNITURE TO BE REMOVED, INCLUDING ALL CHAIRS, TABLE TOPS AND BASES.
3. EXISTING CASEWORK TO BE REMOVED.
4. EXISTING SERVICE AREA AND DRIVE-THRU EQUIPMENT TO BE REMOVED. RETAIN ITEMS INDICATED AS 'X' ON X-1.0 FOR REUSE IN A NEW LOCATION AS PART OF NEW WORK. GENERAL CONTRACTOR SHALL BE RESPONSIBLE FOR DISCONNECTING ALL EXISTING EQUIPMENT FROM POWER OR PLUMBING.
5. EXISTING SANDWICH STATION EQUIPMENT AND HOOD TO BE REMOVED. RETAIN FOR RELOCATION AS SHOWN ON A-2.0 AND X-1.0.
6. NOT USED
7. EXISTING WALL TO BE REMOVED. PATCH AND REPAIR ADJACENT SURFACES TO RECEIVE NEW FINISHES AS SHOWN ON A-2.0 AND A-4.0.
8. EXISTING BACK OF HOUSE QUARRY TILE TO REMAIN UNLESS NOTED OTHERWISE. CONTRACTOR SHALL INSPECT AND REPLACE ANY CRACKED PIECES WITH OWNERS STOCK. GROUT SHALL BE FREE OF ALL CRACKS OR VOIDS. REPAIR AS REQUIRED WITH GROUT TO MATCH EXISTING.
9. AREA OF QUARRY TILE TO BE REMOVED INCLUDING ALL BASE, GROUT AND ADHESIVE TO EXPOSE CONCRETE FLOOR. PREPARE FLOOR FOR INSTALLATION OF NEW TILE.
10. ALL FRONT OF HOUSE TILE TO BE REMOVED INCLUDING ALL BASE, GROUT AND ADHESIVE TO EXPOSE CONCRETE FLOOR. PREPARE FLOOR FOR INSTALLATION OF NEW TILE.
11. EXISTING WALL TILE, CHAIR RAIL AND WALL COVERING TO BE REMOVED IN RESTROOMS, INCLUDING ALL GROUT, AND ADHESIVE. PATCH AND REPAIR WALL AS REQUIRED FOR INSTALLATION OF NEW FINISH.
12. EXISTING HAND DRYER TO BE REMOVED FOR REPLACEMENT OF NEW MODEL. SEE A-1.0.
13. EXISTING RESTROOM FAUCET TO BE REMOVED FOR REPLACEMENT WITH NEW 'HANDS FREE' MODEL. SEE P-1.0.
14. CONTRACTOR SHALL REMOVE EXISTING FRP ON FULL WALL WHERE SHOWN FOR INSTALLATION OF NEW TILE. PATCH AND REPAIR WALL AS REQUIRED TO PREPARE FOR INSTALLATION OF NEW FINISH. SEE WALL FINISH PLAN AND INTERIOR ELEVATIONS FOR EXTENT OF FINISHES.
15. CONTRACTOR SHALL REMOVE EXISTING WALL COVERING AND CHAIR RAIL IN ALL AREAS, INCLUDING ALL SOFFITS. PATCH AND REPAIR WALL AS REQUIRED FOR INSTALLATION OF NEW FINISH. SEE WALL FINISH PLAN AND INTERIOR ELEVATIONS FOR EXTENT OF FINISHES.
16. EXISTING EQUIPMENT, WALKINS, APPLIANCES AND STORAGE RACKS IN BACK OF HOUSE TO REMAIN UNLESS NOTED OTHERWISE. (TYP)
17. EXISTING OVEN AND HOOD TO BE MOVED AND INSTALLED IN NEW POSITION SHOWN ON A-2.0 AND X-1.0.
18. CONTRACTOR TO REMOVE SERVICE AREA TILE AND CONCRETE AS REQUIRED FOR INSTALLATION OF NEW DRAINS. SEE P-1.0 FOR EXTENT OF WORK

dunkin' brands

ARCHITECT:
BRUCE W. SERVATICK, AIA
142 EAST MARKET ST.
WARREN OHIO 44481
P: (330) 394-4148
F: (330) 394-4299

STATE OF OHIO BRUCE W. SERVATICK REGISTERED ARCHITECT

DUNKIN DONUTS-
REMODEL
17809 DETROIT AVE
LAKEWOOD, OH 44107
PCR: Dallas/246351

	DATE	SCALE	DRAWN	CKD	APPD
	03/13/20	AS NOTED	HD		

REVISIONS

NO	DESCRIPTION	DATE

PARTH DONUTS, INC.
7825 METNOR AVE., UNIT 2
MENTOR, OH 44060

DEMO FLOOR PLAN

PROJECT
#20-0202

D-1.0

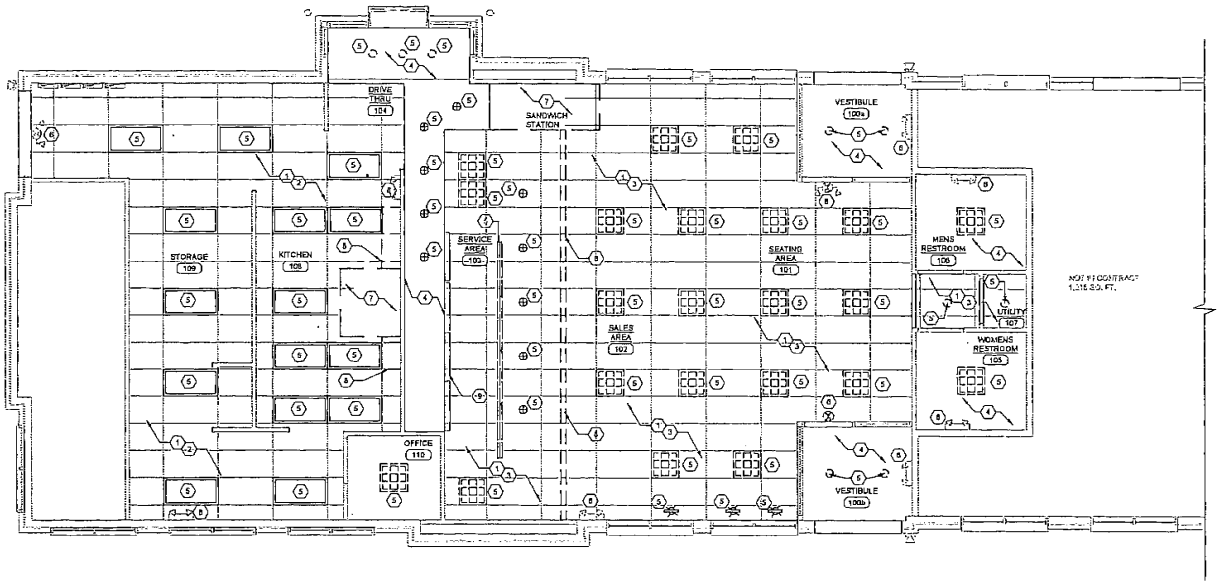

1 DEMO REFLECTED CEILING PLAN

1/4" = 1'-0" NOTE:

DEMO REFLECTED CEILING PLAN GENERAL NOTES:

A. G.C. TO COORDINATE ALL DEMOLITION WORK WITH BUILDING DEPARTMENT & OWNER.

B. G.C. TO FIELD VERIFY EXISTING CONDITIONS. REPORT ANY DISCREPANCIES TO ARCHITECT/CONSTRUCTION PROJECT MANAGER BEFORE DEMOLITION BEGINS.

C. ALL DEBRIS TO BE REMOVED FROM THE SITE IN ACCORDANCE WITH ALL APPLICABLE CODES OR REQUIREMENTS. SWEEP FLOOR PRIOR TO THE START OF NEW CONSTRUCTION.

D. G.C. TO NOTE ALL UTILITIES THAT WILL BE AFFECTED BY CONSTRUCTION & SHALL INCLUDE IN BID THE NECESSARY CHARGES & FEES INCURRED FROM UTILITY COMPANY(S) FOR SAID WORK.

E. GC SHALL BE RESPONSIBLE FOR THE SURVEY OF HAZARDOUS MATERIALS. IF HAZARDOUS MATERIALS ARE ENCOUNTERED DURING DEMOLITION OPERATIONS, NOTIFY OWNER & COMPLY WITH APPLICABLE REGULATIONS, LAWS, AND ORDINANCES CONCERNING REMOVAL, HANDLING, AND PROTECTION AGAINST EXPOSURE OR ENVIRONMENTAL POLLUTION.

F. WHERE REPLACEMENT FIXTURES ARE TO BE INSTALLED EXISTING WIRING SHALL BE REUSED. BALANCE CIRCUITS AS REQUIRED.

G. G.C. TO OBTAIN ALL CONSTRUCTION MATERIALS IN ADVANCE AND STORE WITHIN ONSITE STORAGE UNIT. MATERIALS WITHIN STORAGE UNIT ARE TO BE PACKED AND STAGED ACCORDING TO SEQUENCE OF PROJECT TO FACILITATE LOADING JOB.

H. SEE DEMO EXTERIOR ELEVATIONS FOR EXTERIOR LIGHT REMOVAL.

DEMO REFLECTED CEILING PLAN KEY NOTES

1. EXISTING CEILING GRID TO REMAIN THROUGHOUT. CLEAN AND PAINT AS SPECIFIED, SEE A-2.0.
2. EXISTING CEILING TILES IN ALL BACK OF HOUSE TO REMAIN. CONTRACTOR SHALL INSPECT ALL TILES AND REPLACE ANY TILES THAT ARE STAINED OR DAMAGED WITH NEW TILES TO MATCH EXISTING. CLEAN HVAC GRILLES.
3. CEILING TILES IN SEATING AREA AND SALES AREA TO BE REMOVED AND REPLACED AS PART OF NEW WORK.
4. EXISTING GYP BOARD CEILINGS AND SOFFITS TO REMAIN. PATCH AND REPAIR WHERE REQUIRED. CLEAN AND PREPARE FOR PAINT AS SPECIFIED ON REFLECTED CEILING PLAN A-2.0.
5. REMOVE EXISTING LIGHT FIXTURE NOTED FOR REPLACEMENT WITH NEW. CONTRACTOR SHALL MAINTAIN EXISTING WIRING AND SWITCHING FOR INSTALLATION OF NEW FIXTURES, SEE REFLECTED CEILING PLAN A-2.0.
6. EXISTING SPEAKERS, SECURITY DEVICES, EMERGENCY LIGHTING, EXIT SIGNS, EXHAUST FANS AND HVAC DIFFUSERS SHALL REMAIN THROUGHOUT. CLEAN AS REQUIRED.
7. EXISTING HOODS TO BE REMOVED FOR RELOCATION AS SHOWN ON A-2.0. CONTRACTOR SHALL CAP EXHAUST FLU AND ROOF PENETRATION AT EXISTING SANDWICH STATION.
8. REMOVE PORTION OF EXISTING CEILING GRID TO ACCOMMODATE NEW BULKHEAD OR HOOD RELOCATION. REFER TO REFLECTED CEILING PLAN A-2.0 FOR LOCATION OF NEW BULKHEAD AND HOODS.
9. EXISTING MENU BOARDS TO BE REMOVED. RETAIN FOR RE-INSTALLATION.

dunkin' brands.

ARCHITECT:
BRUCE E. SEKANICK AIA
BRUCE E. SEKANICK PE
PO BOX 396-518
WARREN, OHIO 44481
P: (330) 395-0388
F: (330) 395-0388
www.sekanick-partners.com

STATE OF OHIO
BRUCE W. SEKANICK
8814
REGISTERED ARCHITECT

DUNKIN DONUTS-
REMODEL
17609 DETROIT AVE
LAKEWOOD, OH 44107
PCN: Daplaz/348381

DATE	02/04/21
SCALE	AS NOTED
DRAWN	HD
CKD	
APPD	

NO	DESCRIPTION	DATE
	REVISIONS	

PARTH DONUTS, INC.
7825 METNOR AVE., UNIT 2
MENTOR, OH 44060

DEMO REFLECTED CEILING PLAN

PROJECT #20-0202

D-2.0

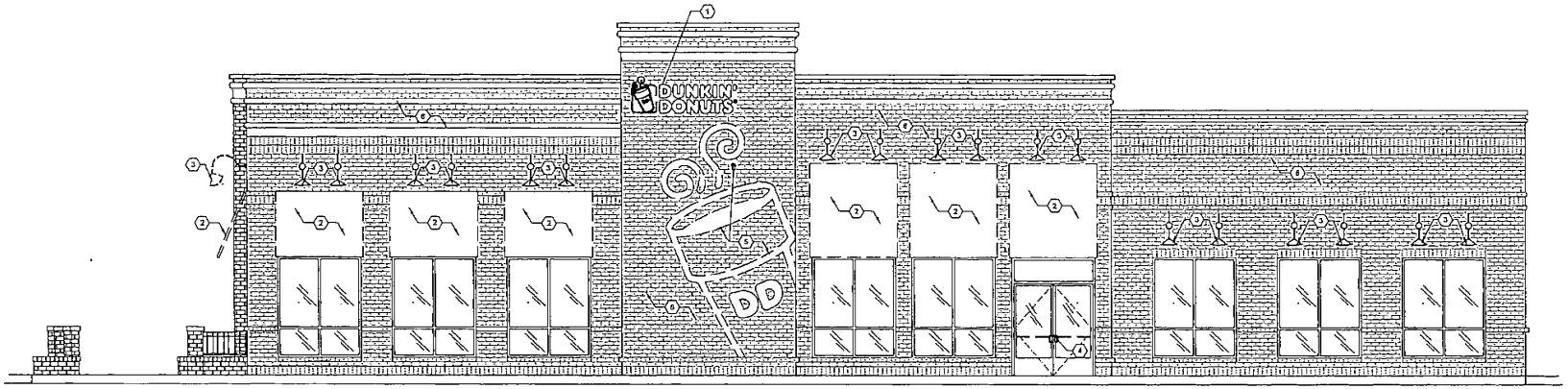

1 FRONT ELEVATION - DEMOLITION
1/4" = 1'-0" NOTE:

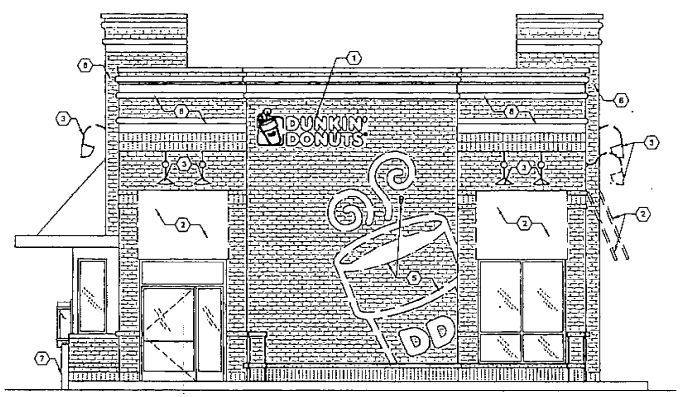

2 LEFT ELEVATION - DEMOLITION
1/4" = 1'-0" NOTE:

DEMO GENERAL NOTES:

A. G.C. TO COORDINATE ALL DEMOLITION WORK WITH BUILDING DEPARTMENT & OWNER.

B. G.C. TO FIELD VERIFY EXISTING CONDITIONS. REPORT ANY DISCREPANCIES TO ARCHITECT/CONSTRUCTION PROJECT MANAGER BEFORE DEMOLITION BEGINS.

C. ALL DEBRIS TO BE REMOVED FROM THE SITE IN ACCORDANCE WITH ALL APPLICABLE CODES OR REQUIREMENTS. SWEEP FLOOR PRIOR TO THE START OF NEW CONSTRUCTION.

D. G.C. TO NOTE ALL UTILITIES THAT WILL BE AFFECTED BY CONSTRUCTION & SHALL INCLUDE IN BID THE NECESSARY CHARGES & FEES INCURRED FROM UTILITY COMPANY(S) FOR SAID WORK.

E. GC SHALL BE RESPONSIBLE FOR THE SURVEY OF HAZARDOUS MATERIALS. IF HAZARDOUS MATERIALS ARE ENCOUNTERED DURING DEMOLITION OPERATIONS, NOTIFY OWNER & COMPLY WITH APPLICABLE REGULATIONS, LAWS, AND ORDINANCES CONCERNING REMOVAL, HANDLING, AND PROTECTION AGAINST EXPOSURE OR ENVIRONMENTAL POLLUTION.

F. THROUGHOUT THE DURATION OF THE REMODEL POWER TO THE COOLER/FREEZER SHALL REMAIN CONSTANT AND FUNCTIONAL.

G. G.C. TO OBTAIN ALL CONSTRUCTION MATERIALS IN ADVANCE AND STORE WITHIN ONSITE STORAGE UNIT. MATERIALS WITHIN STORAGE UNIT ARE TO BE PACKED AND STAGED ACCORDING TO SEQUENCE OF PROJECT TO FACILITATE LOADING JOB.

DEMO KEY NOTES

1. SIGNAGE TO BE REMOVED. MAINTAIN POWER FOR NEW SIGNAGE.
2. REMOVE EXISTING AWNING. RETAIN FRAME FOR RE-COVER AS PART OF NEW WORK.
3. REMOVE EXISTING EXTERIOR LIGHT.
4. REMOVE EXISTING DOOR HANDLES AND PUSH BARS FOR REPLACEMENT OF NEW.
5. REMOVE EXISTING GRAPHIC AND SPOT LIGHT.
6. EXISTING BRICK AND STONEWORK TO REMAIN. CLEAN AS PART OF NEW WORK.
7. EXISTING BOLLARD TO REMAIN. BOLLARD COVER TO BE REPLACED WITH NEW.

dunkin' brands

ARCHITECT:
BRUCE SIEKANICK, AIA
142 EAST MARKET ST.
WARREN, OHIO 44481
P: (330) 395-4618
F: (330) 395-4255

BRUCE W. SIEKANICK 6254 REGISTERED ARCHITECT STATE OF OHIO

DUNKIN DONUTS-
REMODEL
17609 DETROIT AVE.
LAKEWOOD, OH 44107
PCM: bajipaz/248381

NO	DESCRIPTION	DATE
	REVISIONS	

DATE	03/04/21
SCALE	AS NOTED
DRAWN	HD
CKD	
APPD	

PARTH DONUTS, INC.
7825 METNOR AVE., UNIT 2
MENTOR, OH 44060

DEMOLITION
ELEVATIONS

PROJECT
#20-0202

D-5.0

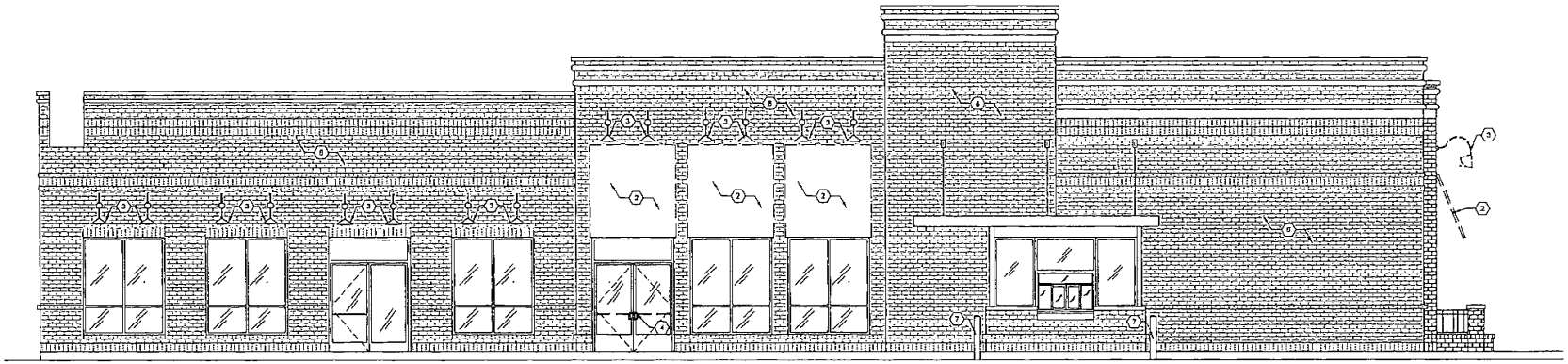

1 REAR ELEVATION - DEMOLITION

1/4" = 1'-0" NOTE:

DEMO GENERAL NOTES:

A. G.C. TO COORDINATE ALL DEMOLITION WORK WITH BUILDING DEPARTMENT & OWNER.

B. G.C. TO FIELD VERIFY EXISTING CONDITIONS. REPORT ANY DISCREPANCIES TO ARCHITECT/CONSTRUCTION PROJECT MANAGER BEFORE DEMOLITION BEGINS.

C. ALL DEBRIS TO BE REMOVED FROM THE SITE IN ACCORDANCE WITH ALL APPLICABLE CODES OR REQUIREMENTS. SWEEP FLOOR PRIOR TO THE START OF NEW CONSTRUCTION.

D. G.C. TO NOTE ALL UTILITIES THAT WILL BE AFFECTED BY CONSTRUCTION & SHALL INCLUDE IN BID THE NECESSARY CHARGES & FEES INCURRED FROM UTILITY COMPANY(S) FOR SAID WORK.

E. GC SHALL BE RESPONSIBLE FOR THE SURVEY OF HAZARDOUS MATERIALS. IF HAZARDOUS MATERIALS ARE ENCOUNTERED DURING DEMOLITION OPERATIONS, NOTIFY OWNER & COMPLY WITH APPLICABLE REGULATIONS, LAWS, AND ORDINANCES CONCERNING REMOVAL, HANDLING, AND PROTECTION AGAINST EXPOSURE OR ENVIRONMENTAL POLLUTION.

F. THROUGHOUT THE DURATION OF THE REMODEL POWER TO THE COOLER/FREEZER SHALL REMAIN CONSTANT AND FUNCTIONAL.

G. G.C. TO OBTAIN ALL CONSTRUCTION MATERIALS IN ADVANCE AND STORE WITHIN ONSITE STORAGE UNIT. MATERIALS WITHIN STORAGE UNIT ARE TO BE PACKED AND STAGED ACCORDING TO SEQUENCE OF PROJECT TO FACILITATE LOADING JOB.

DEMO KEY NOTES

1. SIGNAGE TO BE REMOVED. MAINTAIN POWER FOR NEW SIGNAGE.
2. REMOVE EXISTING AWNING. RETAIN FRAME FOR RE-COVER AS PART OF NEW WORK.
3. REMOVE EXISTING EXTERIOR LIGHT.
4. REMOVE EXISTING DOOR HANDLES AND PUSH BARS FOR REPLACEMENT OF NEW.
5. REMOVE EXISTING GRAPHIC AND SPOT LIGHT.
6. EXISTING BRICK AND STONEWORK TO REMAIN. CLEAN AS PART OF NEW WORK.
7. EXISTING BOLLARD TO REMAIN. BOLLARD COVER TO BE REPLACED WITH NEW.

dunkin' brands.

ARCHITECT:
BRUCE W. SERAMICK, AIA
142 EAST MARKET ST.
WARREN, OHIO 44481
P: (330) 395-4048
F: (330) 395-4298

STATE OF OHIO
BRUCE W. SERAMICK
No. 7322
REGISTERED ARCHITECT

DUNKIN DONUTS-
REMODEL
17809 DETROIT AVE
LAKEWOOD, OH 44107
PCN: Dapisa/246381

DATE	03/04/21
SCALE	AS NOTED
DRAWN	HD
CKD	
APPD	

NO	DESCRIPTION	DATE
	REVISIONS	

PARTH DONUTS, INC.
7825 METNOR AVE., UNIT 2
MENTOR, OH 44060

DEMOLITION
ELEVATIONS

PROJECT
#20-0202

D-6.0

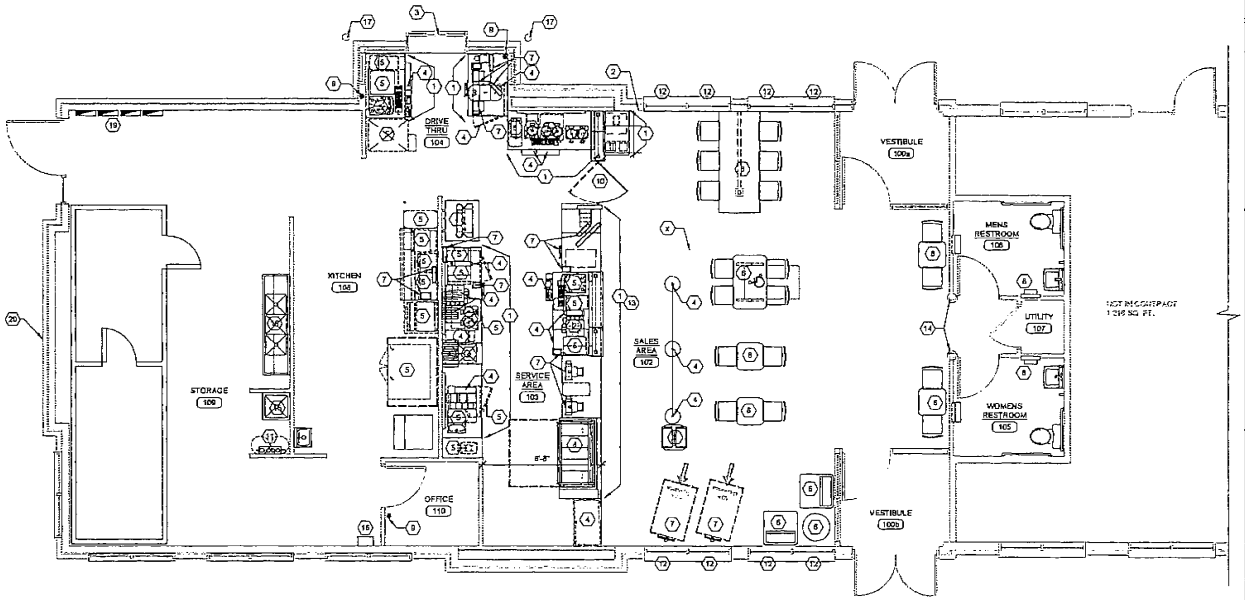

1 FLOOR PLAN
1/4" = 1'-0" NOTE:

GENERAL NOTES:

1. DIMENSIONS SHOWN ARE TO THE FACE OF FRAMING.
2. REFER TO SHEET K-1 FOR INFORMATION REGARDING THE EQUIPMENT AND EQUIPMENT LAYOUT.
3. THERE SHALL BE A 40" MINIMUM CLEAR ACCESS INTO AND THROUGHOUT THE STORE FOR DELIVERY OF LARGE EQUIPMENT ITEMS
4. G.C. TO OBTAIN ALL CONSTRUCTION MATERIALS IN ADVANCE AND STORE WITHIN ON-SITE STORAGE UNIT. MATERIALS WITHIN STORAGE UNIT ARE TO BE PACKED AND STAGED ACCORDING TO SEQUENCE OF PROJECT TO FACILITATE LOADING JOB.
5. EQUIPMENT SUPPLIER TO PLACE ALL NEW EQUIPMENT.
6. GENERAL CONTRACTOR TO PLACE ALL EXISTING EQUIPMENT AS INDICATED ON EQUIPMENT PLAN.
7. GENERAL CONTRACTOR TO MAKE ALL MECHANICAL, PLUMBING AND ELECTRICAL CONNECTIONS FOR ALL EQUIPMENT AS INDICATED ON EQUIPMENT PLAN. VERIFY ANY DISCREPANCIES PRIOR TO THE START OF WORK.
8. GENERAL CONTRACTOR TO DISCONNECT ALL EXISTING EQUIPMENT.
9. G.C. TO COORDINATE PERMIT, APPROVALS, AND LOCATION OF DUMPSTER AND STORAGE UNIT PRIOR TO STORE CLOSING
10. TYPICAL SUBSTRATES FOR NEW INTERIOR WALLS SHALL BE AS FOLLOWS:
    PREP/ KITCHEN AND STORAGE AREAS: 0'-0" TO 3'-0" - ½" DUROCK CEMENT BOARD, 3'-0" AND ABOVE - ½" O ORIENTED STRAND BOARD (OSB)
    SERVICE AREA: ½" MIN. ORIENTED STRAND BOARD (OSB), ¼" DUROCK CEMENT BOARD BEHIND PORCELAIN/ CERAMIC TILES.
    SALES AND SEATING AREAS: ½" GYPSUM BOARD, ¼" DUROCK CEMENT BOARD BEHIND CERAMIC TILES. ½" ORIENTED STRAND BOARD @ DECORATIVE PLAN "WOOD" WALLS.
    RESTROOMS: ½" DUROCK CEMENT BOARD
11. INDOOR AIR QUALITY MANAGEMENT REQUIREMENTS:
    A. DURING CONSTRUCTION THE USE OF SMOKING/TOBACCO PRODUCTS INSIDE THE BUILDING IS PROHIBITED.
    B. CONTRACTOR AND SUBCONTRACTORS SHOULD MAKE EVERY EFFORT TO MAINTAIN CLEAN WORK AREAS.
    C. MATERIALS THAT ARE ABSORPTIVE SHOULD BE ELEVATED FROM THE GROUND AND COVERED WITH VISQUEEN WHILE STORED ON SITE.
    D. IF THE HVAC SYSTEMS WILL BE USED DURING CONSTRUCTION ACTIVITIES, TEMPORARY FILTRATION (MERV 8) SHOULD BE USED ON ALL RETURN AIR INTAKES, AND THE FILTERS INSIDE THE UNIT SHOULD BE REPLACED PRIOR TO BUILDING TURN OVER.
    E. ALL INDOOR AIR QUALITY MANAGEMENT POLICIES OUTLINED ABOVE ARE PHOTOGRAPHED AT 25%, 50%, AND 75% PROJECT COMPLETION TO CONFIRM MEASURES WERE FOLLOWED.
12. CONSTRUCTION WASTE RECYCLING REQUIREMENTS:
    A. ALL CONSTRUCTION-RELATED RECYCLABLE WASTE SHOULD BE RECYCLED/REUSED OR OTHERWISE DIVERTED FROM LANDFILL WHENEVER POSSIBLE.
    B. AT MINIMUM ALL CONCRETE, METAL, AND PLASTIC THAT MEETS LOCAL RECYCLING STANDARDS SHOULD BE RECYCLED.
    C. WHERE LOCAL MUNICIPALITIES OR VENDORS OFFER COMMINGLED RECYCLING OPPORTUNITIES TO HELP ACHIEVE OVER 50% CONSTRUCTION WASTE DIVERSION RATE FROM LANDFILL, FRANCHISEE SHOULD PURSUE.

PLAN NOTES:

1. CASEWORK BY OTHERS.
2. INFILL WALL TO MATCH EXISTING DEPTH. SHEATH AS SPECIFIED IN GENERAL NOTE#10 ABOVE.
3. EXISTING BUMP-OUT DRIVE-THRU WINDOW TO REMAIN.
4. NEW EQUIPMENT BY SUPPLIER. EXISTING POWER, FILTERED WATER AND DRAINS TO BE UTILIZED. IF NEW OUTLETS ARE REQUIRED CONTRACTOR SHALL INSTALL ACCORDING TO REQUIREMENTS OF OBC AND ALL APPLICABLE REFERENCED ARTICLES OF NEC.
5. EXISTING EQUIPMENT TO BE REUSED AND RELOCATED TO POSITION INDICATED (SEE EQUIPMENT PLAN). EXISTING POWER, FILTERED WATER AND DRAINS TO BE UTILIZED. IF NEW OUTLETS ARE REQUIRED CONTRACTOR SHALL INSTALL ACCORDING TO REQUIREMENTS OF OBC AND ALL APPLICABLE REFERENCED ARTICLES OF NEC.
6. NEW DINING FURNITURE.
7. NEW POS SYSTEM. ELECTRICAL CONTRACTOR SHALL PROVIDE ALL REQUIRED JUNCTION BOXES FOR NEW POS SYSTEM AND MONITOR LOCATIONS.
8. NEW SURFACE MOUNT HAND DRYER W/ DBI BRANDING AND SUSTAINABILITY MESSAGE; REFER TO NATIONAL ACCOUNTS.
9. P.O.S. OUTLET BOX (48" A.F.F.) WITH ½" CONDUIT W/ PULLSTRING TO CEILING.
10. SWING GATE BY MILLWORK VENDOR. G.C. TO INSTALL BLOCKING IN WALL AS REQUIRED.
11. EXISTING WATER FILTRATION SYSTEM IS R.O. AND SHALL REMAIN.
12. PROVIDE PHIFER, INC SHEERWEAVE #2300 MYLAR SHADES @ WINDOWS AS INDICATED. COLOR: BRONZE / BRONZE. SEE CONSTRUCTION SPECIFICATIONS IN NEXTE GENERATION PROTOTYPE SET AND NATIONAL ACCOUNTS SUPPLIER ON EXTRANET.
13. MILLWORK SUPPLIER SHALL PROVIDE ACCESS FOR UTILITIES & CLEANING AT ALL FRONT LINE MILLWORK.
14. PROVIDE CLEAR ANODIZED ALUM EDGE TRIM (SCHLUTER "JOLLY") FOR FULL HEIGHT OF WALL @ EXTERNAL CORNERS & ALL LOCATIONS WHERE TILE ENDS.
15. EXISTING JANITOR'S SINK - PROVIDE DEDICATED WATER SUPPLY FOR P&G DISPENSER (SEE NATIONAL ACCOUNTS). P&G EQUIPMENT INSTALLED BY VENDOR
16. EXISTING TANKLESS HOT WATER HEATER TO REMAIN.
17. EXISTING BOLLARD WITH NEW COVER. REFER TO NATIONAL ACCOUNTS FOR NEW BOLLARD COVER INFORMATION.
18. EXISTING 3 COMPARTMENT SINK W/ 2 INTEGRATED DRAIN BOARDS - PROVIDE DEDICATED WATER SUPPLY FOR P&G DISPENSER (SEE NATIONAL ACCOUNTS). P&G EQUIPMENT INSTALLED BY VENDOR.
19. EXISTING ELECTRICAL PANELS.
20. ACCENT PANEL, SEE EXTERIOR ELEVATIONS.

3 TABLE LEGEND
1/4" = 1'-0" NOTE:

dunkin' brands

ARCHITECT:
BRUCE SEKANICK AIA
1 CENTER STREET
WARREN, OHIO 44481
P:(330) 395-9518
F:(330) 395-4288
www.bruceseknanick.com

STATE OF OHIO
BRUCE W. SEKANICK
8674
REGISTERED
03/13/2020

DUNKIN DONUTS-
REMODEL
17809 DETROIT AVE
LAKEWOOD, OH 44107
PC#: Dalpia/2548381

	DATE	03/13/20
	SCALE	AS NOTED
	DRAWN	HD
	CKD	
	APPD	

NO.	DESCRIPTION	DATE
	REVISIONS	

PARTH DONUTS, INC.
7825 METNOR AVE., UNIT 2
MENTOR, OH 44060

FLOOR PLAN

PROJECT
#20-0202

A-1.0

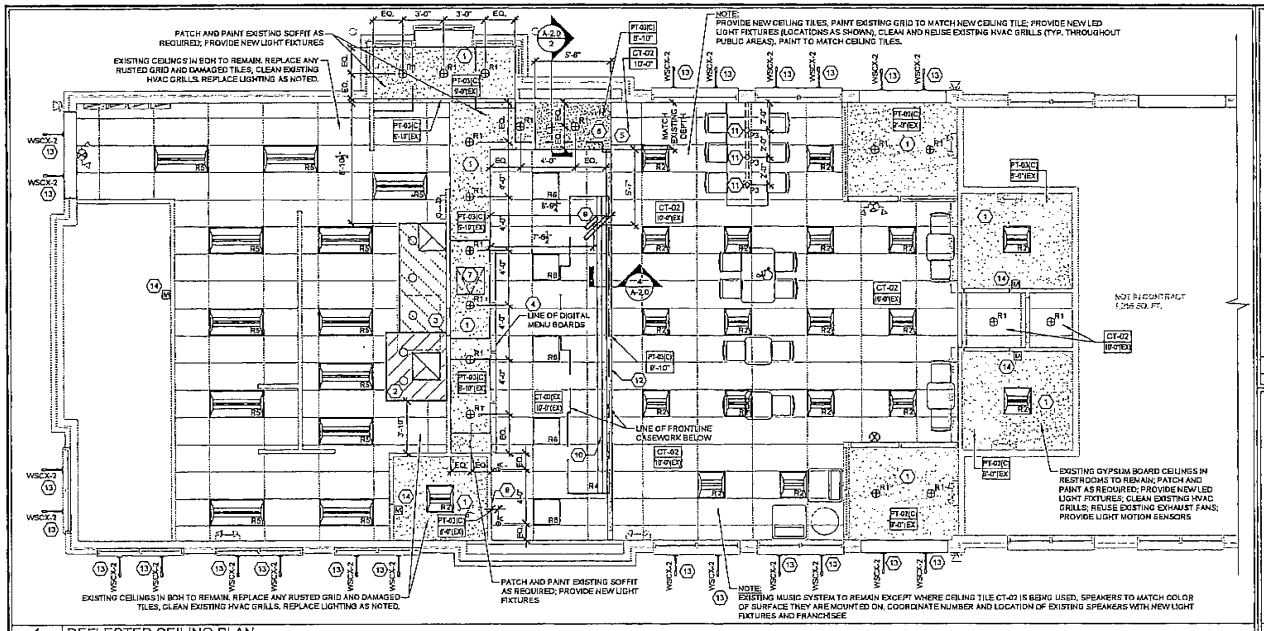

1 REFLECTED CEILING PLAN
1/4" = 1'-0" NOTE:

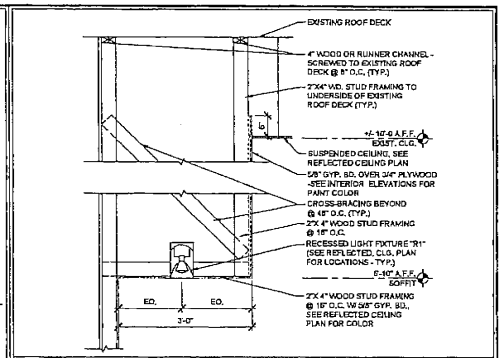

2 SOFFIT DETAIL @ BACKLINE
3/4" = 1'-0" NOTE:

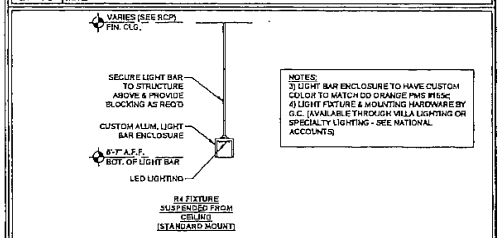

3 LIGHT BAR DETAIL - R4 @ FRONTLINE
1" = 1'-0" NOTE:

GENERAL NOTES:

A. ALL WORK SHALL COMPLY WITH ALL LOCAL AND STATE CODES AND AUTHORITIES HAVING JURISDICTION.

B. THE CONTRACTOR SHALL SECURE AND PAY FOR ALL REQUIRED PERMITS AND ARRANGE ALL REQUIRED INSPECTIONS.

C. THE CONTRACTOR SHALL COORDINATE HIS WORK WITH OTHER CONTRACTORS AND TRADES.

D. THESE DRAWINGS, AS PREPARED, ARE DIAGRAMMATIC BUT SHALL BE FOLLOWED AS CLOSELY AS CONSTRUCTION OF THE PROJECT AND THE WORK OF THE TRADES WILL PERMIT. EQUIPMENT LOCATIONS INDICATED ARE APPROXIMATE. COORDINATE EXACT LOCATIONS AND REQUIRED CLEARANCES WITH EQUIPMENT SUPPLIER AND ALL TRADES PRIOR TO INSTALLATION.

E. THE CONTRACTOR SHALL FURNISH AND INSTALL ALL THE EQUIPMENT INDICATED WITHIN THESE DRAWINGS UNLESS OTHERWISE NOTED. VERIFY LOCATION AND DIMENSIONS IN THE FIELD PRIOR TO FABRICATION AND / OR INSTALLATION.

F. ALL ROOF PENETRATIONS SHALL BE AT THE CONTRACTOR'S EXPENSE. COORDINATE WITH OWNER'S ROOFING CONTRACTOR SO AS NOT TO VOID ANY EXISTING ROOF WARRANTIES.

G. THE ENTIRE INSTALLATION SHALL BE GUARANTEED FREE OF DEFECTS AND CONTRACTOR SHALL REPAIR AND / OR REPLACE ANY DEFECTIVE MATERIALS OR EQUIPMENT AT NO COST TO THE OWNER FOR A MINIMUM PERIOD OF ONE YEAR FROM THE DATE OF ACCEPTANCE BY ARCHITECT OR ENGINEER.

H. ALL WORK SHALL BE SUBJECT TO THE ACCEPTANCE AND APPROVAL OF THE ARCHITECT AND OWNER. THE ARCHITECT SHALL BE NOTIFIED OF ANY AND ALL DISCREPANCIES BETWEEN FIELD CONDITIONS AND THE CONTRACT DOCUMENTS BEFORE PROCEEDING WITH THAT PORTION OF THE WORK. FAILURE OF PROPER NOTIFICATION DOES NOT RELIEVE THE CONTRACTOR. THE CONTRACTOR SHALL CORRECT ANY AND ALL WORK ARISING FROM SUCH FAILURE TO COORDINATE DISCREPANCIES TO THE SATISFACTION OF THE ARCHITECT WITHOUT ADDITIONAL COST TO THE OWNER.

I. ALL EXTERIOR LIGHTS TO BE TIMECLOCK CONTROLLED.

J. EXISTING EMERGENCY LIGHTS & SMOKE DETECTORS TO REMAIN. ALL EMERGENCY AND EXIT FIXTURES SHALL BE CONNECTED TO LOCAL LIGHTING CIRCUIT AHEAD OF ANY SWITCHING. PROVIDE ADDITIONAL FIXTURES AS NEEDED TO MEET THE CODE REQUIREMENTS PER LOCAL REQUIREMENTS.

K. PROVIDE WOOD BLOCKING BEHIND ALL EXTERIOR LIGHTING FIXTURES COORDINATE WITH GENERAL CONTRACTOR.

L. ALL INTERIOR & EXTERIOR LIGHTING TO BE LED.

M. EFFECTIVE LIGHTING CONTROLS STANDARD THROUGHOUT. OCCUPANCY SENSORS TO BE USED IN SPACES NOT ACTIVELY USED THROUGHOUT THE DAY (RESTROOMS, OFFICE, CONFERENCE ROOMS AND ETC.).

N. INTEGRATE OCCUPANCY SENSORS IN SPACES NOT ACTIVELY USED THROUGHOUT THE DAY (INCLUDING: RESTROOMS, OFFICE, WALK-IN BOX, CONFERENCE ROOMS & CLOSETS.

O. REFER TO MASTER FINISH SCHEDULE FOR CEILING FINISHES.

P. ACT CEILING IN SEATING/ QUEUING/ VESTIBULE TO BE CT-01 (BLACK CEILING TILE). ALL DEVICES (DIFFUSERS, RETURNS, SMOKE DETECTORS, ETC.) TO MATCH CEILING.

CEILING LEGEND:

- 2x2 LAY-IN LED TROFFER LIGHT FIXTURE
- R5 — 2x4 LAY-IN LED LIGHT FIXTURE W/ LENS
- R6 — 2x2 LAY-IN LED LIGHT FIXTURE W/ LENS
- R7 — 2x4 LAY-IN LED TROFFER LIGHT FIXTURE
- A — WALL WASH FIXTURE
- R1 — LED RECESSED LIGHT FIXTURE
- R4 — ORANGE LIGHT BAR FIXTURE
- W — WALL-MTD OCCUPANCY SENSOR
- WSCX-2 — EXTERIOR WALL MOUNT LIGHT
- WALL MTD EMERG LIGHT
- WALL MTD EMERG LIGHT/ EXIT SIGN COMBO
- EMERGENCY LIGHT REMOTE HEAD
- SPEAKER
- GYPSUM BOARD CEILING
- 2'X2' CEILING GRID SYSTEM
- 2'X4' CEILING GRID SYSTEM
- ACCESS HATCH

NOTE: SEE ELECTRICAL DWGS IN NEXT GENERATION PROTOTYPE SET FOR ADDITIONAL INFORMATION ON LIGHT FIXTURES.

PLAN NOTES:

1. EXISTING GYPSUM WALL BOARD CEILING TO REMAIN.
2. EXISTING HOOD FOR MINI-RACK OVEN. RELOCATE AS SHOWN.
3. EXISTING EXHAUST HOOD FOR SANDWICH STATION. RELOCATE AS SHOWN.
4. EXISTING DIGITAL MENU BOARDS TO BE REUSED.
5. INFILL GRID TO MATCH EXISTING. NEW TILE AS NOTED.
6. EXTEND EXISTING SOFFIT AS DETAILED. #2A2.0
7. 24"x24" ACCESS PANEL - CENTER ON POS AT FRONT LINE.
8. "DROP PANEL ARTWORK - SEE INTERIOR ELEVATIONS.
9. G.C. TO PROVIDE BLOCKING AND TO INSTALL CEILING MOUNT POLE AND BUTTERFLY MOUNT (PROVIDED BY VENDOR) FOR ORDER STATUS BOARD AND EXPEDITOR MDU. TELEMOON TM-1040 WITH (2) SCREEN MOUNTING PLATES BACK TO BACK.
10. CUSTOM LIGHT BAR, MOUNTED @ 8'-7" A.F.F., SEE DETAIL R3 SHEET A-2.0.
11. PENDANT LIGHTS TO BE CENTERED ON COMMUNITY TABLE, MOUNTED @ 7'-4" A.F.F.
12. FRONTLINE SOFFIT TO ALIGN WITH MILLWORK BELOW.
13. INSTALL NEW EXTERIOR LIGHT FIXTURE IN LOCATION OF REMOVED GOOSE NECK FIXTURE.
14. INSTALL OCCUPANCY SENSOR AS PART OF NEW WORK. INSTALL SWITCH HEIGHT MOUNTED OCCUPANCY SENSOR, HUBBELL MODEL LHMS1, IN THE RESTROOMS AND OFFICE. PROVIDE OCCUPANCY SENSOR SWITCHES FOR WALK-IN REFRIGERATOR AND FREEZER. ENSURE SWITCHES ARE SUITABLE FOR TEMPERATURE OF SPACE

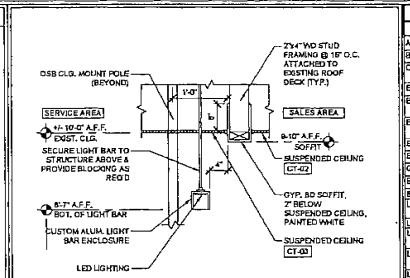

4 SECTION @ SOFFIT ABOVE FRONT LINE
1" = 1'-0" NOTE:

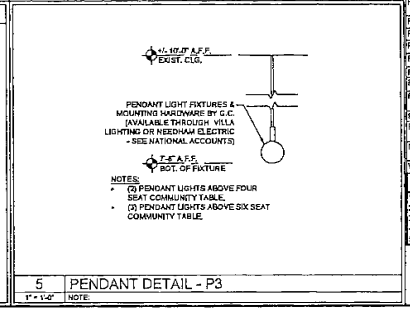

5 PENDANT DETAIL - P3
1" = 1'-0" NOTE:

LIGHTING SCHEDULE - VILLA LIGHTING

CODE	DESCRIPTION	MANUFACTURER	PRODUCT
A	WALL-WASH FIXTURE- TO BE USED AT ARTWORK AND LROD SIGN	CONTECH	RL20SA3-35K-12-DV CTR2002CLR-P
B	PROVIDED BY WALK-IN BOX MANUF.	VARIES	VARIES
C	TRACK LIGHT & HEAD- USED @ WALL W/ ART WORK AND WHERE CEILING IS OPEN	JUNO	R500L-35K-BL
EBU-W	ULTRA COMPACT LED EMERGENCY UNIT (WHITE)	EXITRONIX	EBU-W-LED-51-S2
EBU-B	ULTRA COMPACT LED EMERGENCY UNIT- USED ON WT-02 WALL ONLY (BLACK)	EXITRONIX	EBU-BL-LED-51-S2
EMR	EXTERIOR COMBO LED REMOTE EXIST LIGHT HEAD- USED ABOVE OR ADJACENT TO EXIT DOORS (GRAY)	EXITRONIX	MLED-2-G-WP
EWS-1	WALL PACK (GRAY) EXTERIOR- USED ON DARK WALL FINISH	WAC	WP-LED227-30-AGH
EWS-2	WALL PACK (WHITE) EXTERIOR- USED ON LIGHT WALL FINISH	WAC	WP-LED227-30-AWT
G	WALL PACK - ABOVE SERVICE DOOR	COOPER	XTORSA
EX1	COMBO LED EXIT SIGN W/ LIGHT HEADS (WHITE)	EXITRONIX	VLED-U-WH-ELSD
EL	BATHROOM SCONCE	LUMENCIA	LLW26803K-SN
LED 2	EXTERIOR RECESSED LIGHT FIXTURE- USED UNDER ORANGE BEAM CANOPY	LUMARK	XTORZB-W
LED 11	NOT USED		
LED 12	EXTERIOR LIGHT FIXTURE- USED ON TOP OF CHARCOAL TRIM AND FIELD FRAMED ORANGE BEAM	SOLID STATE LUMINARIES SOLUTIONS OF LIGHTING	SSL-LSSL-S165-400 LUMENS
LED 13	EXTERIOR LIGHT FIXTURE- USED ON TOP OF AND ON THE UNDERSIDE OF THE ORANGE BEAM WHEN USING THE PREFAB		TO BE PROVIDED BY PREFAB ORANGE BEAM VENDOR
LED 14	EXTERIOR LIGHT FIXTURE - ACCENT LIGHT USED ON TOP OF CHARCOAL TRIM AT BASE OF MONOLITH ONLY	LED POWER	H9308-48"-11K-15D-AC
OC	WALL MOUNTED OCCUPANCY SENSOR	WATTSTOPPER	WS-250-W
P1	8' SUSPENDED LINEAR LIGHT FIXTURE- USED IN SEATING/ SALES AREA	TEXAS FLUORESCENTS	SES-FR-8SL-S82W8200L-DMV-35K-BK
P2	4' SUSPENDED LINEAR LIGHT FIXTURE- USED IN SEATING/ SALES AREA	TEXAS FLUORESCENTS	SES-FR-4SL-S82W3100L-DMV-35K-BK
P3	PENDANT CHANDELIER- USED ABOVE COMMUNITY TABLE	TECH LIGHTING	700TD-ALVPMD-OS-LED830
PKL3	PARKING LOT LIGHTING	COOPER LIGHTING	LUMARK PRV-PREVAIL PRV-A40-UNV-T3-SA-BZ
PKL4	PARKING LOT LIGHTING	COOPER LIGHTING	LUMARK PRV-PREVAIL PRV-A40-UNV-T4-SA-BZ
R1	RECESSED LED LIGHT FIXTURE	CREE	RC6ICR6T-1500L-35K
R2	2X2 LAY-IN TROFFER LED LIGHT FIXTURE, USED IN FRONT OF HOUSE	CREE	CR22-27L-35K-S-HO
R3	4" LED ADJ DOWNLIGHT, 400K, 200 LUMEN	NORA	NCH-436-L20-40-D-SF
R4	LED LINEAR LIGHT BAR- USED ABOVE FRONT LINE (NOTE: AVAILABLE IN INCREMENTS OF 15" WITH A 5" TILT OF CORNER PIECE)	PINNACLE ARCHITECTURAL LIGHTING	EX10-A-N-835VHO-S-SIAC120ST
R5	2X4 LAY-IN LED LIGHT FIXTURE, USED IN BACK OF HOUSE	LSI	SFP24-LED-50-UE-DIM-35-U
R6	2X2 LAY-IN LED LIGHT FIXTURE, USED OVER SERVICE AREA - REMODELS ONLY	LSI	SFP22-LED-UE-30-DIM-35-U
R7	2X4 LAY-IN TROFFER LED LIGHT FIXTURE, USED IN FRONT OF HOUSE - REMODELS ONLY	CREE	CR24-40L-35K-S-HO
WSCX-2	EXTERIOR SIGN LIGHT FIXTURE - USED AT ACCENT PANELS	HI-LITE MFG INC.	H-HDMR1618-1-119/MR16AD1C2S3610T-10-S1

LIGHTING SCHEDULE NOTES

1. PROVIDE ALL FIXTURES COMPLETE WITH LAMPS. REF. NATIONAL ACCOUNT SOURCE INFO FOR LAMP SPECS & VILLA LIGHTING RE-LAMPING PROGRAM.
2. ALL BALLASTS SHALL BE HIGH POWER FACTOR.
3. PROVIDE HOLD-DOWN CLIPS FOR EACH CORNER OF FLUORESCENT GRID TROFFERS.
4. COORDINATE AND VERIFY ALL FIXTURE INFORMATION, TYPES AND FINAL LOCATIONS WITH THE REFLECTED CEILING PLAN.
5. LAMPS SHALL BE AS MANUFACTURED BY SYLVANIA, WESTINGHOUSE, GENERAL ELECTRIC OR APPROVED EQUAL.

dunkin' brands.

ARCHITECT:
BRUCE SEKANICK, AIA
1555 NORTHWEST AVENUE
WARREN, OHIO 44481
p (330) 395-4518
f: (330) 394-0088
bruce@sekanick.com

STATE OF OHIO BRUCE W. SEKANICK 6994 REGISTERED ARCHITECT

DUNKIN DONUTS-REMODEL
17609 DETROIT AVE
LAKEWOOD, OH 44107
PCN: Daipiaz/348381

NO	DESCRIPTION	DATE
	REVISIONS	

DATE	03/13/20
SCALE	AS NOTED
DRAWN	HD
CKD	
APPD	

PARTH DONUTS, INC.
7825 MENTOR AVE., UNIT 2
MENTOR, OH 44060

REFLECTED CEILING PLAN / SCHEDULE

PROJECT #20-0202

A-2.0

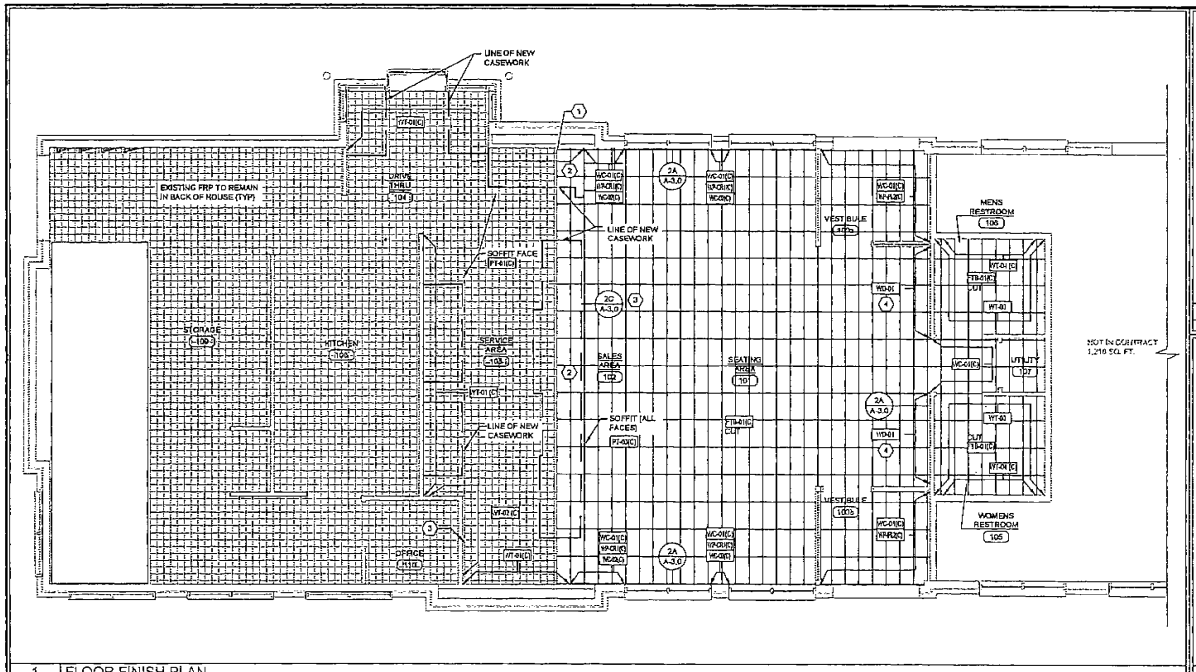

1 FLOOR FINISH PLAN
1/4" = 1'-0" NOTE:

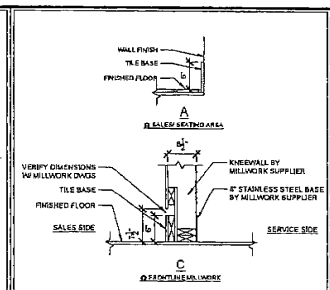

2 TILE BASE DETAIL
1" = 1'-0" NOTE:

PLAN NOTES

1. TILE WORK STARTING POINT.
2. TILE TRANSITION MUST OCCUR UNDER FRONTLINE MILLWORK - (TYP.)
3. G.C. TO PROVIDE AND INSTALL TILE WALL BASE AT FRONTLINE MILLWORK.
4. WD-01 WOOD ACCENT WALL: BUILD OUT AND FINISH TO BE PROVIDED BY MILLWORK VENDOR; MILLWORK CORNER TRIM BY MILLWORK VENDOR (TYP.). REFER TO NEXT GENERATION PROTOTYPE SET FOR ADDITIONAL INFORMATION

LEGEND

XX-XX	FLOOR FINISH MATERIAL
XX-XX	WALL BASE MATERIAL

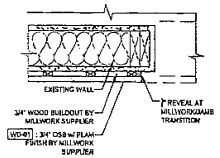

3 WOOD/ TILE ACCENT WALL TRANSITION DETAIL
1 1/2" = 1'-0" NOTE:

NOTES:
1. CHAIR RAIL TO BE FASTENED TO STUDS; PROVIDE BLOCKING AS REQUIRED.
2. ALL OUTSIDE CORNERS TO RECEIVE ACCAPWH-400 SERIES 1 3/4" x 1 3/4" ROUNDED MITERED CORNER GUARDS, FROM TOP OF WALL BASE TO 6'-0" A.F.F.; TO BE CUT DOWN @ CHAIR RAIL AND CONTINUE ABOVE; PROVIDE CORRESPONDING CHAIR RAIL CORNER PIECE AS NEEDED. REFER TO MATERIAL ACCOUNT FOR FURTHER INFO.

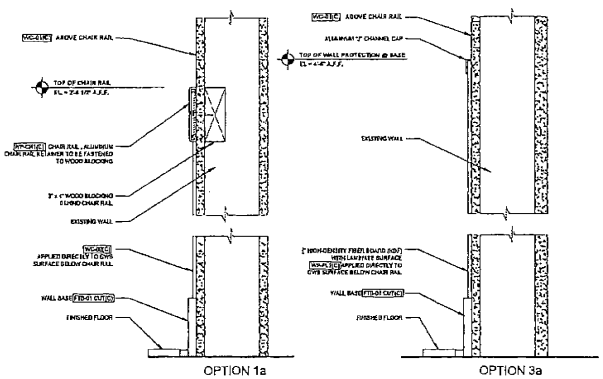

OPTION 1a OPTION 3a

4 WALL PROTECTION OPTIONS AND DETAILS - COOL PALETTE
3" = 1'-0" NOTE:

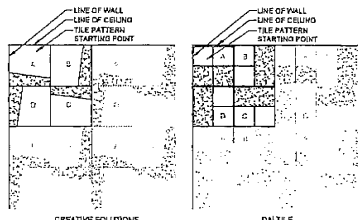

CREATIVE SOLUTIONS MATERIALS

NOTES:
TILE PATTERN TO BE RANDOM. INSTALL PER THE GUIDELINES BELOW.
- TILE A - START OF TILE PATTERN.
- TILE B = TILE "A" ROTATED COUNTER CLOCKWISE 90 DEG.
- TILE C = TILE "B" ROTATED COUNTER CLOCKWISE 90 DEG.
- TILE D = TILE "C" ROTATED COUNTER CLOCKWISE 90 DEG.

DALTILE

NOTES:
TILE PATTERN TO BE RANDOM. INSTALL PER THE GUIDELINES BELOW.
- TILE A - START OF TILE PATTERN.
- TILE B = TILE "A" ROTATED COUNTER CLOCKWISE 90 DEG.
- TILE C = TILE "B" ROTATED COUNTER CLOCKWISE 90 DEG.
- TILE D = TILE "C" ROTATED COUNTER CLOCKWISE 90 DEG.

5 ACCENT WALL TILE INSTALL. PATT. @ REST-RM
1 1/2" = 1'-0" NOTE:


LINE OF TILE
B
D
B
D
B
D

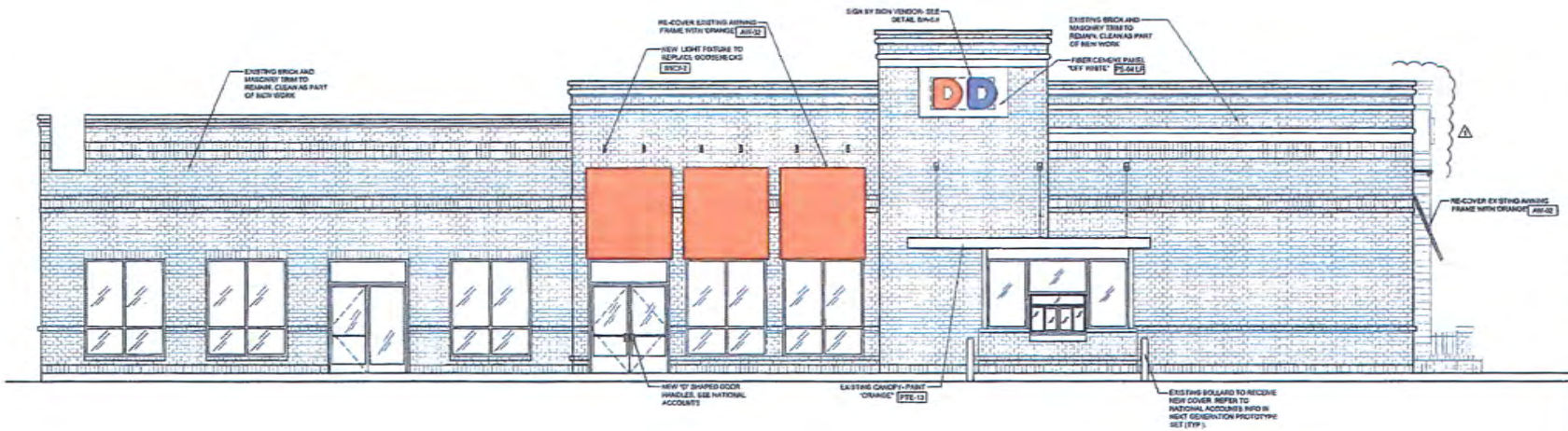

1 REAR ELEVATION

3/8" = 1'-0" NOTE:

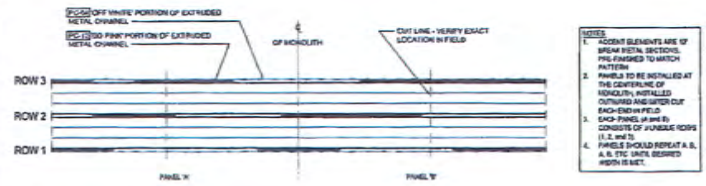

NOTES:
1. ACCENT ELEMENTS ARE 12" BREAK METAL SECTIONS, PRE-FINISHED TO MATCH PATTERN
2. PANELS TO BE INSTALLED AT THE CENTERLINE OF MONOLITH, INSTALLED OUTWARD AND MITER CUT EACH END IN FIELD
3. EACH PANEL (A and B) CONSISTS OF 3 UNIQUE ROWS (1, 2, and 3)
4. PANELS SHOULD REPEAT A, B, A, B, ETC UNTIL DESIRED WIDTH IS MET.

B EXTRUDED METAL CHANNELS

3/8" = 1'-0" NOTE:

dunkin' brands.

ARCHITECT:
BRUCE SERANICK AIA
7000 CLUNDER AVENUE
WARREN, OHIO 44481
p (330) 399-5518
f (330) 399-4298

DUNKIN DONUTS-
REMODEL
17609 DETROIT AVE
LAKEWOOD, OH 44107
PCN: Dadplaz/048381

03/04/19	DATE	03/04/21	
	SCALE	AS NOTED	
	DRAWN	HD	
	CKD		
	DATE	APPD	

NO.	DESCRIPTION	DATE
1	OWNER CHANGES	

REVISIONS

PARTH DONUTS, INC.
7825 METNOR AVE., UNIT 2
MENTOR, OH 44060

EXTERIOR ELEVATIONS

PROJECT #20-0202

A-6.0

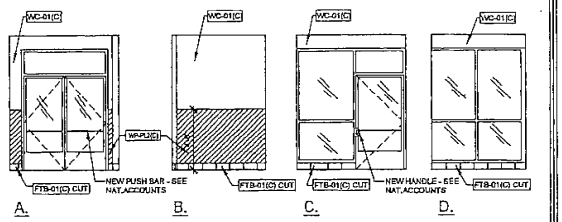

1 INTERIOR ELEVATION AT REAR ENTRY
1/4" = 1'-0" NOTE:

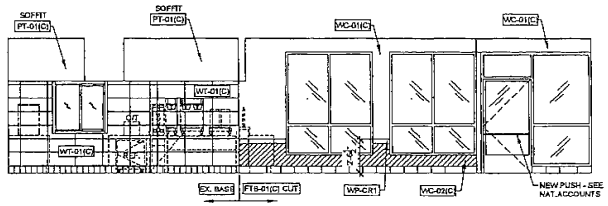

2 INTERIOR ELEVATION AT SEATING/SERVICE/DRIVE-THRU
1/4" = 1'-0" NOTE:

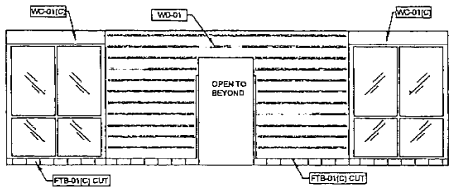

3 INTERIOR ELEVATION AT SEATING AREA
1/4" = 1'-0" NOTE:

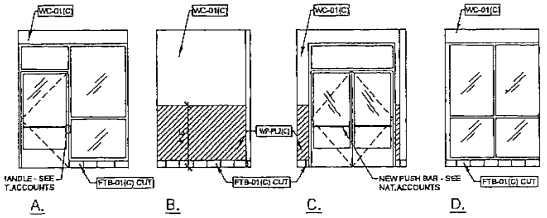

4 INTERIOR ELEVATION AT FRONT ENTRY
1/4" = 1'-0" NOTE:

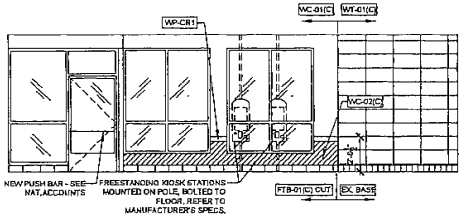

5 INTERIOR ELEVATION AT SEATING/ SALES AREA
1/4" = 1'-0" NOTE:

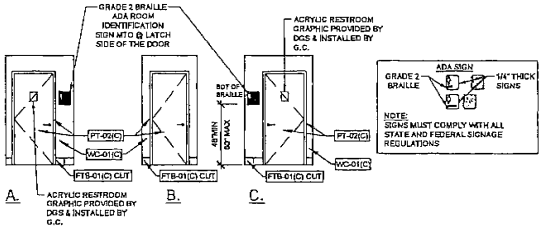

6 INTERIOR ELEVATION AT SEATING AREA
1/4" = 1'-0" NOTE:

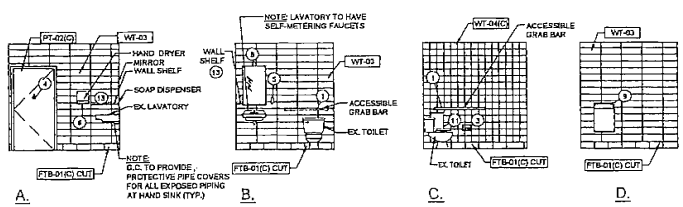

7 INTERIOR ELEVATION AT WOMEN'S RESTROOM
1/4" = 1'-0" NOTE:

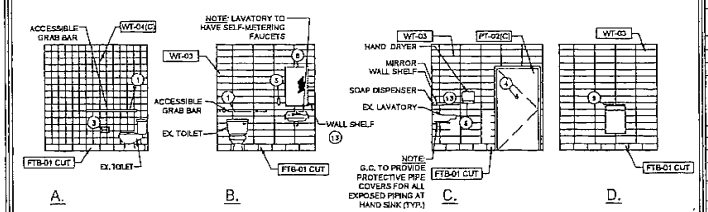

8 INTERIOR ELEVATION AT MEN'S RESTROOM
1/4" = 1'-0" NOTE:

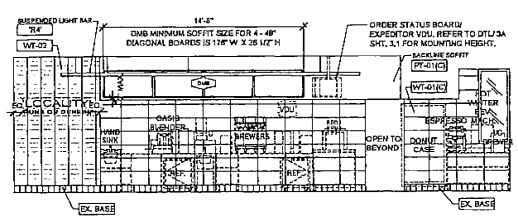

9 INTERIOR ELEVATION AT WOMEN'S RESTROOM
1/4" = 1'-0" NOTE:

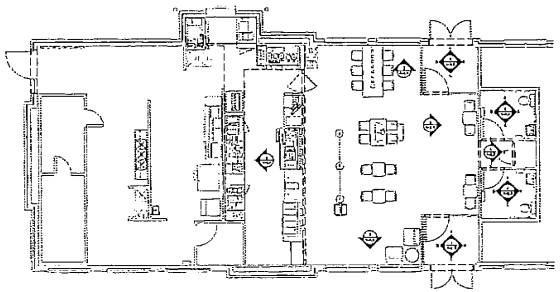

10 KEY PLAN
N.T.S. NOTE:

RESTROOM EQUIPMENT SCHEDULE

CODE	ITEM	MANUFACTURER & PRODUCT #	MOUNTING HEIGHT	REMARKS
1	GRAB BARS	[illegible]	33" MAX. A.F.F.	NOTE C
2	DRYING UP GRAB BAR	[illegible]	SEE INSTALLATION INSTRUCTIONS	NOTE C, INSTALL WHEN REQUIRED
3	TOILET PAPER HOLDER	[illegible]	24" OOT OF UNIT, SURFACE MOUNTED	
4	COAT HOOK	[illegible]	48" A.F.F., MOUNTED ON DOOR	
5	SOAP DISPENSER	[illegible]		NOTE A, C
6	AUTOMATIC HAND DRYER	[illegible]		NOTE A, C & E
7	HAND DRYER WALL GUARD	[illegible]		NOTE E
8	MIRROR (TYP.)	[illegible]	48" A.F.F. TO BOTTOM	NOTE C
9	TRASH RECEPTACLE	[illegible]	[illegible]	
10	BABY CHANGING STATION	[illegible]	36" TO BOTTOM OF UNIT	NOTE C
11	SANITARY NAPKIN DISPOSAL	[illegible]	24" TO TOP OF UNIT	WOMEN'S RESTROOM ONLY
12	COAT CONVEYER (OPTIONAL)	[illegible]		OPTIONAL
13	WALL SHELF	[illegible]	48" A.F.F. FOR ADA; NOTE 2	OPTIONAL

NOTES

NOTE A: OPERATE PER MANUFACTURER OF AIR, HAND SANITIZER, SOAP DISPENSERS AND HEALTH PURPOSES LIMITED TO 3 OZ OR 4 F.F.

NOTE B: [illegible]

NOTE C: [illegible]

NOTE D: [illegible]

NOTE E: [illegible]

NOTE F: [illegible]

RESTROOM EQUIPMENT LIST

[illegible]

DESIGNER	[illegible]
CONTACT INFO	[illegible]
ARCHITECT	[illegible]
CONTACT INFO	[illegible]

dunkin' brands.

ARCHITECT:
BRUCE W. JERNAPICK, NA
144 EAST MARKET ST.
WARREN, OHIO 44481
P: (330) 394-4200
F: (330) 395-1299

STATE OF OHIO
BRUCE W. JERNAPICK
7800
REGISTERED ARCHITECT

DUNKIN DONUTS-
REMODEL
17609 DETROIT AVE
LAKEWOOD, OH 44107
PCR: Dalpa/2-348351

NO	DESCRIPTION	DATE
	REVISIONS	

DATE	03/13/20
SCALE	AS NOTED
DRAWN	HD
CKD	
AP/PD	

PARTH DONUTS, INC.
7925 METNOR AVE., UNIT 2
MENTOR, OH 44060

INTERIOR ELEVATIONS, RESTROOMS PLAN

PROJECT
#20-0202

A-8.0

INSTALLATION NOTES:

1. EQUIPMENT SUPPLIER TO PLACE ALL NEW EQUIPMENT
2. GENERAL CONTRACTOR TO PLACE ALL EXISTING EQUIPMENT
3. GENERAL CONTRACTOR TO MAKE ALL MECHANICAL, PLUMBING, AND ELECTRICAL CONNECTIONS FOR ALL EQUIPMENT
4. THE ASTERISKS "*" IN THE "ITEM NO." INDICATES THAT THERE ARE MULTIPLE CHOICES AVAILABLE FOR THE RESPECTIVE PIECE OF EQUIPMENT OR MILLWORK.
5. IT IS UP TO THE FRANCHISEE AND/OR FIELD TEAM TO MAKE THE APPROPRIATE SELECTION FOR THE LOCATION

NOTE:

REFER TO DUNKIN' BRANDS MULTIBRAND EQUIPMENT SPECIFICATIONS ON DUNKIN' BRANDS WEB SITE, http://extranet.dunkinbrands.com, FOR COMPLETE EQUIPMENT AND UTILITY INFORMATION. DUNKIN' BRANDS WEB SITE ALWAYS TAKES PRECEDENCE OVER DRAWINGS IN INSTANCE OF CONFLICT.

EQUIPMENT SCHEDULE

EQUIPMENT							PLUMBING					ELECTRICAL									
							WATER			WASTE		LOAD									
ITEM #	QTY.	DESCRIPTION	MANUFACTURER	MODEL #	H.S.P. R.T.L.	U.L. R.T.L.	H.W.	C.W.	F.W.	DIR.	IND.	REMARKS	VOLTS	PHASE	AMPS	CIRCUIT BRK.	POWER BY (BRAND)	SUPPLIED BY (GC&D & PLUM)	RECEPT. SPEC	A.F.F.	REMARKS	GENERAL REMARKS
[illegible]	1	[illegible]	[illegible]	[illegible]																		[illegible]
[illegible]	1	[illegible]	[illegible]	[illegible]	[illegible]		[illegible]	[illegible]		[illegible]												[illegible]
[illegible]	2	[illegible]	[illegible]	[illegible]																		
[illegible]	1	[illegible]	[illegible]	[illegible]	[illegible]		[illegible]	[illegible]		[illegible]												[illegible]
[illegible]	4	[illegible]	[illegible]	[illegible]																		
[illegible]	1	[illegible]	[illegible]	[illegible]																		
[illegible]	1	[illegible]	[illegible]	[illegible]																		
[illegible]	2	[illegible]	[illegible]	[illegible]					[illegible]	[illegible]			[illegible]	1	[illegible]	[illegible]	3	[illegible]	[illegible]		[illegible]	[illegible]
[illegible]	3	[illegible]	[illegible]	[illegible]																		
[illegible]	2	[illegible]	[illegible]	[illegible]																		
[illegible]	1	[illegible]	[illegible]	[illegible]																		
[illegible]	3	[illegible]	[illegible]	[illegible]																		
[illegible]	1	[illegible]	[illegible]	[illegible]									[illegible]	1	[illegible]	[illegible]	2	[illegible]	[illegible]			
[illegible]	1	[illegible]	[illegible]	[illegible]					[illegible]													
[illegible]	1	[illegible]	[illegible]	[illegible]					[illegible]				[illegible]	1	[illegible]	[illegible]	[illegible]					
[illegible]	1	[illegible]	[illegible]	[illegible]									[illegible]	1	[illegible]							
[illegible]	1	[illegible]	[illegible]	[illegible]										

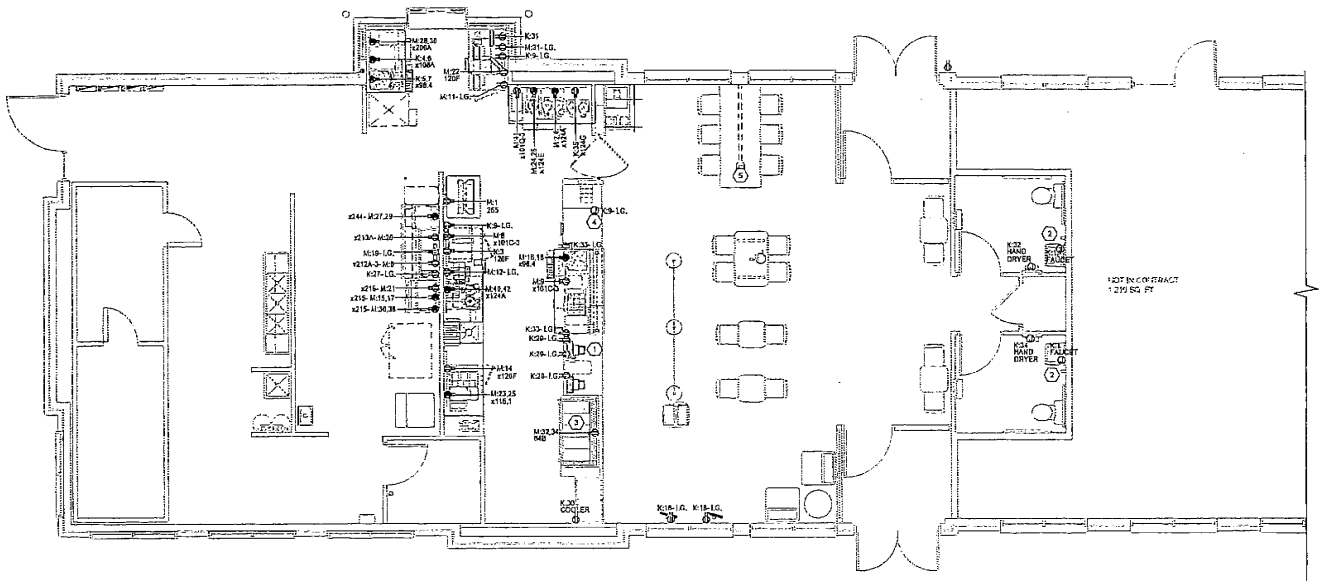

NOTE:
A. DRAWING IS SCHEMATIC IN NATURE. OUTLETS SHOWN ARE ONLY THOSE AFFECTED BY NEW WORK. OUTLETS NOT SHOWN ARE TO REMAIN AND ARE LISTED ON PANEL SCHEDULE.
B. LIGHTING TO BE REPLACED AS HSOWN ON A-2.0 AND SHALL REMAIN ON EXISTING CIRCUITS LISTED ON PANEL SCHEDULE.
C. ELECTRICAL CONTRACTOR SHALL REVIEW EXISTING CONDITIONS PRIOR TO SUBMITTING BID TO VERIFY EXTENT OF WORK.
D. FOLLOWING CONSTRUCTION, ELECTRICAL CONTRACTOR SHALL PROVIDE FINAL PANEL SCHEDULE FOR OWNER AND ARCHITECT

1 POWER PLAN
1/4"=1'-0"

GENERAL NOTES:

A. ALL WORK SHALL COMPLY WITH ALL LOCAL AND STATE CODES AND AUTHORITIES HAVING JURISDICTION.
B. THE CONTRACTOR SHALL SECURE AND PAY FOR ALL REQUIRED PERMITS AND ARRANGE ALL REQUIRED INSPECTIONS.
C. THE CONTRACTOR SHALL COORDINATE HIS WORK WITH OTHER CONTRACTORS AND TRADES.
D. THESE DRAWINGS, AS PREPARED, ARE DIAGRAMMATIC BUT SHALL BE FOLLOWED AS CLOSELY AS CONSTRUCTION OF THE PROJECT AND THE WORK OF THE TRADES WILL PERMIT. EQUIPMENT LOCATIONS INDICATED ARE APPROXIMATE. COORDINATE EXACT LOCATIONS AND REQUIRED CLEARANCES WITH EQUIPMENT SUPPLIER AND ALL TRADES PRIOR TO INSTALLATION.
E. THE CONTRACTOR SHALL FURNISH AND INSTALL ALL THE EQUIPMENT INDICATED WITHIN THESE DRAWINGS UNLESS OTHERWISE NOTED. VERIFY LOCATION AND DIMENSIONS IN THE FIELD PRIOR TO FABRICATION AND / OR INSTALLATION.
F. ALL ROOF PENETRATIONS SHALL BE AT THE CONTRACTOR'S EXPENSE. COORDINATE WITH OWNER'S ROOFING CONTRACTOR SO AS NOT TO VOID ANY EXISTING ROOF WARRANTIES.
G. THE ENTIRE INSTALLATION SHALL BE GUARANTEED FREE OF DEFECTS AND CONTRACTOR SHALL REPAIR AND / OR REPLACE ANY DEFECTIVE MATERIALS OR EQUIPMENT AT NO COST TO THE OWNER FOR A MINIMUM PERIOD OF ONE YEAR FROM THE DATE OF ACCEPTANCE BY ARCHITECT OR ENGINEER.
H. ALL WORK SHALL BE SUBJECT TO THE ACCEPTANCE AND APPROVAL OF THE ARCHITECT AND OWNER. THE ARCHITECT SHALL BE NOTIFIED OF ANY AND ALL DISCREPANCIES BETWEEN FIELD CONDITIONS AND THE CONTRACT DOCUMENTS BEFORE PROCEEDING WITH THAT PORTION OF THE WORK. FAILURE OF PROPER NOTIFICATION DOES NOT RELIEVE THE CONTRACTOR. THE CONTRACTOR SHALL CORRECT ANY AND ALL WORK ARISING FROM SUCH FAILURE TO COORDINATE DISCREPANCIES TO THE SATISFACTION OF THE ARCHITECT WITHOUT ADDITIONAL COST TO THE OWNER.
I. COORDINATE ALL EQUIPMENT UTILITY INFORMATION SHOWN ON THIS SHEET WITH THE DUNKIN' BRANDS EQUIPMENT SCHEDULE AND EQUIPMENT MANUFACTURER'S CUT SHEETS.
J. ALL EXTERIOR LIGHTS TO BE TIMECLOCK CONTROLLED.
K. ALL 15 AND 20 AMP, 120 VOLT RECEPTACLES IN KITCHEN AND PREP AREAS SHALL BE GFI TYPE.
L. ALL JUNCTION BOXES SHOWN ON THIS PLAN ARE TO BE INSTALLED ABOVE THE FINISHED CEILING.
M. ALL EMERGENCY AND EXIT FIXTURES SHALL BE CONNECTED TO LOCAL LIGHTING CIRCUIT AHEAD OF ANY SWITCHING.
N. PROVIDE WOOD BLOCKING BEHIND ALL EXTERIOR LIGHTING FIXTURES COORDINATE WITH GENERAL CONTRACTOR.
O. THE CONTRACTOR IS RESPONSIBLE FOR REVIEWING THE LATEST KITCHEN PLANS AND EQUIPMENT CUTS SHEETS FOR PROPER EQUIPMENT LOCATIONS AND CONNECTION REQUIREMENTS PRIOR TO STARTING WORK.

KEYED NOTES:

1. SEE POS AND COMMUNICATIONS DRAWINGS FOR FURTHER INFORMATION REGARDING POS AND LARGER COUNTER ELECTRICAL SERVICE.
2. PROVIDE JUNCTION BOXES AT TOILETS, SINKS AND OPTIONAL URINAL IF ALTERNATE "HANDS FREE" TOILET FIXTURES ARE BEING PROVIDED
3. MOUNT RECEPTACLES FOR FRONTLINE BAKERY DISPLAY CASES IN MILLWORK AS REQUIRED. PROVIDE FLEXIBLE CONDUIT WHIP FOR FINAL INSTALLATION AFTER MILLWORK IS INSTALLED, COORDINATE AS REQUIRED.
4. CIRCUIT SHALL BE CIRCUITED AND CONTROLLED WITH LIGHTING IN THIS AREA.
5. INSTALL UNDER COUNTER CABLE MANAGEMENT SYSTEM. WIRE MOLD UTCMS OR EQUAL. COORDINATE WITH TABLE SUPPLIER FOR EXACT MOUNTING REQUIREMENTS.

POWER DEVICE LEGEND:

- DUPLEX RECEPTACLE, 20A, 120V
- QUAD RECEPTACLE, 20A, 120V
- SPECIAL RECEPTACLE, VOLTAGE AND AMPERAGE BASED ON CONNECTED CIRCUIT
- JUNCTION BOX
- DISCONNECT SWITCH - FUSED OR UNFUSED

2 PANEL DIAGRAMS

dunkin' brands

ARCHITECT:
BRUCE W. SEKAVNIK AIA
142 EAST MARKET ST.
WARREN, OHIO 44481
P (330) 393-4333
F (330) 393-4398

STATE OF OHIO
BRUCE W. SEKAVNIK
E-14364
REGISTERED
ARCHITECT

DUNKIN DONUTS-REMODEL
17609 DETROIT AVE
LAKEWOOD, OH 44107
PCA: Dbpke22498381

	DATE	DESCRIPTION	DATE
NO		REVISIONS	

DATE	02/28/20
SCALE	AS NOTED
DRAWN	HD
CKD	
APPD	

PARTH CONUTS, INC.
7825 METNOR AVE., UNIT 2
MENTOR, OH 44060

POWER PLAN, NOTES, & LEGEND

PROJECT #20-0202

E-1.0

POS-COMMUNICATIONS EQUIPMENT SCHEDULE

POS EQUIP & WIRING BY OTHERS

◇	QTY	DESCRIPTION	LOCATION	LOAD VOLTS	LOAD AMPS	CB	TRANS POWER	LOVO TERM	REMARKS
		POS EQUIPMENT							
1	4	POINT OF SALES TERMINAL (POS)	(2) FRONT COUNTER (1)DT (1)DT OT	110-120V	2.0	20A/1P	NO	RJ45	SHARES CIRCUIT WITH POS ITEMS 2 & 12
2	3	RECEIPT PRINTER	(2) FRONT COUNTER (1) DT	100-240V	2.0	20A/1P	YES	RJ45	SHARE CIRCUIT WITH POS ITEMS 1 & 12
3	3	PREP PRINTER	(1) COFFEE STATION (1) ESPRESSO (2) SANDWICH (1) DT/OD PRINTER	240V	1.2	20A/1P	YES	RJ45	
4	3	VDU	(1) BEVERAGE STA (2) SANDWICH (1) EXPEDITER @ DT	100-240V	1.5	20A/1P	NO	N/A	SHARES CIRCUIT
5	3	VDU CONTROLLER (PC BASED)	(1) EXPEDITER @ HAND OFF	100-120V	1.0	20A/1P	YES	RJ45	
6	1	POS NETWORK HUB/ SWITCH	POS COFFEE FRONT CHASE	100-120V	0.5	20A/1P	YES	RJ45	SHARES CIRCUIT WITH POS ITEMS 1, 2 & 12
7	1	PC SITE CONTROLLER EXTERNAL	OFFICE	100-120V	4.0	20A/1P	NO	RJ45	
7a	1	PC SITE CONTROLLER INTERNAL	OFFICE	100-120V	4.0	20A/1P	NO	RJ45	
8	1	PRINTER/FAX/COPIER (BOH)	OFFICE	100-120V	6.2	20A/1P	NO	N/A	
9	3	SCANNER	(2) FRONT COUNTER (1) DT				NO	RJ45	CONNECTED TO POS UNITS
10	3	PRICE CONFIRMATION DISPLAY	MOUNT OUTSIDE @ DT WINDOW & BEHIND FRONT POS UNITS				NO	RJ45	CONNECTED TO DT POS UNIT
11	0	NOT USED							
12	3	CASH DRAWER	UNDER CTR @ FRONT & DT	N/A	N/A		NO	RJ45	SHARES CIRCUIT WITH POS ITEMS 1 & 2
13	0	NOT USED		N/A	N/A		NO	RJ45	VERIFY ALL ELECT & POS REQTS w/ MANUF
14	3	PAYMENT TERMINAL	(2) FRONT COUNTER (1) DT	100-240V	0.5	20A/1P	NO	RJ45	VERIFY ALL ELECT & POS REQTS w/ MANUF
14a	3	VERIFONE SWITCH	(2) FRONT COUNTER (1) DT						CONNECTED TO POS (1)
30	1	ORDER STATUS BOARD	(1) FRONT COUNTER						VERIFY ALL ELECT & POS REQTS w/ MANUF
		OTHER COMMUNICATION DEVICES							
15	1	DRIVE THROUGH (DT) TIMER CONSOLE	OFFICE	12V	N/A		NO	RS232	MUST BE WITHIN 10FT OF DISPLAY
16	1	DT TIMER VDU DISPLAY		LOW VOLT	N/A		NO		
		PHONE & DATA LINES							
18	0	SPARE	OFFICE	LOW VOLT	N/A		N/A	RJ45	
19A	0	SPARE	OFFICE	LOW VOLT	N/A		N/A	RJ45	
20	1	FAX LINE	OFFICE	LOW VOLT	N/A		N/A	RJ45	FAX LINE FOR OFFICE
21	1	PHONE LINE	OFFICE	LOW VOLT	N/A		N/A	RJ45	PHONE LINE FOR OFFICE
22	0	NOT USED							
23	1	HIGH SPEED INTERNET LINE (HIS)	OFFICE	LOW VOLT	N/A		N/A	RJ45	FOR SITE CONTROLLER & BOH PC
24	1	SYSTEM SECURITY DVR	SECURITY SYSTEM	LOW VOLT	N/A		N/A	RJ45	PLUGS INTO ROUTER PORT(S)
25	8	DIGITAL MENU BOARD	OFFICE/SERVICE AREA	LOW VOLT	N/A		N/A	RJ45	PLUGS INTO ROUTER PORT(S)
26	1	WIFI	OFFICE	LOW VOLT	N/A		N/A	RJ45	PLUGS INTO ROUTER PORTS
26a	0	SECURITY WIFI ACCESS POINT (OPT)	OFFICE	LOW VOLT	N/A		N/A	RJ45	PLUGS INTO ROUTER
27	1	OTT VOIP (PHONE)	OFFICE	LOW VOLT	N/A		N/A	RJ45	PLUGS INTO ROUTER
		MUSIC SYSTEM							
28	1	MUSIC PLAYER	OFFICE						
29	0	NOT USED							
		WORKSTATION							
31	1	MANAGER'S WORKSTATION	OFFICE						
32	0	MANAGER'S WORKSTATION (OPT)							
		FIREWALL							
33	1	FIREWALL	OFFICE	LOW VOLT	N/A		N/A	RJ45	
34	1	BROADBAND MODEM	OFFICE	LOW VOLT	N/A		N/A	RJ45	
35		TEMPORARY WIRELESS BROADBAND DIALUP DATA SOLUTION	OFFICE						
36		NOT USED							
37		NOT USED							
		SWITCHES							
38	1	SWITCH	OFFICE						
39	1	DO UTILITY SWITCH (OPT)	OFFICE						
40	1	DVR NETWORK SWITCH	OFFICE						
41	1	DIGITAL MENU BOARD SWITCH	OFFICE						
42	1	KIOSK SWITCH	OFFICE						
43									
44									
		MENU BOARD							
45	1	INT DIGITAL MENU BOARDS							
46	1	EXT DIGITAL MENU BOARDS	EXTERIOR DRIVE THRU						
47	0	DRIVE PREVIEW BOARD	EXTERIOR DRIVE THRU						
48	1	ORDER CONFIRMATION BOARD	EXTERIOR DRIVE THRU						
49	0	NOT USED							

DIGITAL MENU BOARD RESPONSIBILITIES

GC POWER/DATA RESPONSIBILITY
- EC TO RUN DEDICATED CONDUIT FROM POWER PANEL TO JUNCTION BOX ON BACK SIDE OF MENU BOARD FASCIA AT CENTER LINE OF POS
- EC TO RUN CONDUIT WITH J-BOX FROM BACK SIDE OF MENU BOARD FASCIA AT CENTERLINE OF POS TO OFFICE

DMB VENDOR POWER/DATA RESPONSIBILITY
- CUT HOLE IN MENU BOARD FASCIA FOR POWER/DATA STACK
- INSTALL POWER/DATA STACK IN FASCIA
- RUN ELECTRICAL CONDUCTOR WIRE FROM MENU BOARD FASCIA TO ELECTRICAL PANEL
- MAKE FINAL ELECTRICAL CONNECTION AT POWER/ DATA STACK
- MAKE FINAL ELECTRICAL CONNECTION TO CIRCUIT AT POWER PANEL
- RUN CAT-5E CABLES AND TERMINATE ENDS AT MENU BOARD FASCIA POWER/DATA STACK AND IN OFFICE

*PRIOR TO BIDDING OR PERFORMING WORK GC TO COORDINATE WITH AUTHORITY HAVING JURISDICTION (AHJ). AHJ MAY REQUIRE FULL WIRE PREP BY EC, DCTO ALERT SYS, PTEE AND DMB INSTALLER IF EC MUST PERFORM ALL ELECTRICAL INSTALL WORK.

CONDUIT NOTES

- DMB: PROVIDE (5) CAT 5 WIRE PULLS FROM (2) QUAD DATA OUTLETS IN MENU BOARD SOFFIT TO (2) QUAD DATA OUTLETS IN OFFICE WALL
- 2 CONDUITS MIN SHALL BE USED BETWEEN OFFICE & OTHER PARTS OF THE STORE
  1 CONDUIT FOR POS WIRING ONLY
  1 CONDUIT FOR NON-POS ITEMS

KIOSK NOTES

- G.C. TO PROVIDE A POWER / POS STUB UP FROM FLOOR OR A UNISTRUT RAIL SUSPENDED FROM ROOF STRUCTURE @ 10'-0" A.F.F. FOR ELECTRICAL/DATA CONNECTIONS AT ORDER KIOSKS.
- 20A CIRCUIT & (2) CAT-6 DATA CABLES EA - ALL WIRING & FINAL LOCN's TBD IN FIELD w/ FRANCHISEE & MANUF REQUIREMENTS.
- PROVIDE WIRING FROM KIOSK TO FRONT LINE POS AREA FOR "REMOTE ASSISTANCE" w/ LIGHT AT POS UNIT - CONFIRM ALL REQUIREMENTS w/ MANUF.

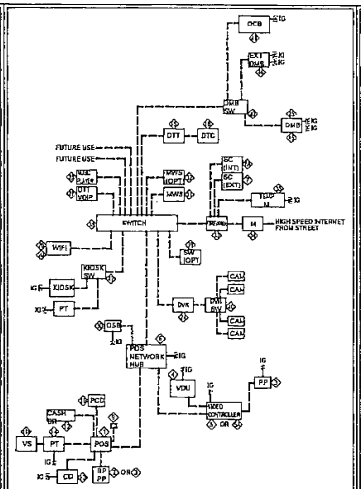

1 POS SYSTEM SCHEMATICS

N13

GENERAL NOTES:

A. REFER TO HTTP://EXTRANET.DUNKINBRANDS.COM FOR A LISTING OF APPROVED POS VENDORS BY CONCEPT.

B. FINAL POS DRAWINGS NEED TO BE PROVIDED TO POS VENDOR THAT IS SELECTED.

C. POS VENDORS REQUIRE DEDICATED ISOLATED GROUNDED (DIG) OUTLETS ON A 20 AMP CIRCUIT DEDICATED ONLY TO POS EQUIPMENT, 60HZ, 120V(-10%, +6%. ALL POS TERMINALS AND VIDEO DISPLAY DEVICES REQUIRE A DUPLEX OUTLET. THE BACK OFFICE CONTROLLER REQUIRES A QUAD OUTLET. THE NETWORK SWITCH REQUIRES A DUPLEX. IF FEDERAL, STATE, AND LOCAL WIRING CODES DO NOT MEET THIS REQUIREMENT, CONTACT THE POS VENDOR FOR INFORMATION ON ADDITIONAL EQUIPMENT THAT CAN BE PURCHASED TO MEET THIS REQUIREMENT. IF THIS REQUIREMENT IS NOT MET, THE POS SYSTEM WARRANTY IS INVALID.

D. ALL POWER INDICATED ON THIS PLAN MUST HAVE A THIRD WIRE, ISOLATED GROUND, AND BE TERMINATED WITHIN (4) FEET OF THE DEVICE.

E. IG-5362 RECEPTACLES MUST BE USED FOR ALL POS UNITS, VDU UNITS AND SITE CONTROLLER UNIT (IN OFFICE). LABEL RECEPTACLES "POS ONLY".

F. ALL LOW VOLTAGE WIRE SHALL BE CATEGORY 5e UNLESS OTHER WISE INDICATED.

G. ALL LOW VOLTAGE CABLE TERMINATIONS SHALL BE BY THE ELECTRICAL CONTRACOR

H. LOW VOLTAGE CABLE RUN IN 1/2" CONDUIT FOR POS EQUIPMENT ONLY, AND MUST BE TERMINATED WITH RJ45 JACKS. ALL POS EQUIPMENT LINES TERMINATE AT THE FRONT COUNTER CHASE.

I. A 12" MINIMUM SEPARATION MUST BE MAINTAINED BETWEEN LOW VOLTAGE WIRES AND POWER WIRING (TO AVOID ELECTRICAL INTERFERENCE).

J. BRAND REQUIREMENTS DICTATE THAT A MINIMUM OF THREE CONDUITS BE USED FOR DATA LINES BETWEEN THE OFFICE AND OTHER PARTS OF THE STORE- ONE CONDUIT IS TO BE DEDICATED TO POS WIRING, ONE FOR DIGITAL MENUBOARD DATA LINES, AND ANOTHER FOR NON-POS ITEMS (I.E. SECURITY CAMERAS, DT TIMERS, HEAD SET WIRING

K. EXACT # OF RECEPTACLES ON OFFICE MUST BE COORDINATED ON A PROJECT-BY-PROJECT BASIS IN TERMS OF EQUIPMENT LOCATED IN THE OFFICE

L. ALL CEILING MOUNTED VDUS TO BE SUSPENDED FROM UNISTRUT BY THREADED ROD W/ WHITE PVC SLEEVE. CONNECT UNISTRUT TO ROOF STRUCTURE. VDU BY POS VENDOR; UNISTRUT & THREADED ROD BY G.C. UNISTRUT TO SUPPORT MINIMUM 50 LB. WEIGHT

M. VDU MOUNTING HEIGHTS (TO BOTTOM OF MONITOR) ARE AS FOLLOWS:
   a. SANDWICH STATION - 66" A.F.F.
   b. DRIVE THRU - 61" A.F.F.

N. DIGITAL MENUBOARD PREP WIRING:
   a. PROVIDE BOX, PLATE AND 1" DIA. CONDUIT FROM FROM (2) QUAD DATA OUTLETS IN MENUBOARD SOFFIT TO (2) QUAD DATA OUTLETS IN OFFICE WALL. EITHER (A) PROVIDE PULL STRING IN EACH CONDUIT (CAT 5 CABLING AND FINAL DATA CONNECTIONS BY DMB VENDOR), OR (B) PROVIDE ALL CAT 5 CABLING AND FINAL CONNECTIONS TO DATA PLATES/BOXES- COORD. W/ PEE

POS LEGEND

POS	POINT OF SALES TERMINAL	CAM	SECURITY SYSTEM CAMERA
VDU	VIDEO DISPLAY UNIT	PCD	PRICE CONFIRMATION DISPLAY
R	ROUTER	PCD	ORDER STATUS BOARD
SC	SITE CONTROL (SELF-MOUNTING) RADIANT ONLY	KIOSK SW	KIOSK SWITCH
RP	RECEIPT PRINTER	DMB SW	DIGITAL MENU BOARD SWITCH
PP	PREP PRINTER	DMB	DIGITAL MENU BOARD
FAX	FAX	EXT DMB	DRIVE THRU EXTERIOR DIGITAL MENU BOARD
BOH PC	BACK-OF-HOUSE PC	TSUP M	TEMP WIRELESS DIAL UP
UPS	UPS	OCB	DRIVE THRU ORDER CONFIRMATION BOARD
M	MODEM	DPB	DRIVE THRU DIGITAL PREVIEW BOARD
SW	SWITCH	DPB	DRIVE THRU DIGITAL PREVIEW BOARD
OT	ORDER TAKER TERMINAL	OTT VOIP	OTT VOICE OVER-IP VOIP (PHONE)
DTC	DRIVE THROUGH CONSOLE		
DTT	DRIVE THROUGH TIMER		BUMP BAR
VS	VERIFONE SWITCH		VIDEO DISPLAY UNIT
PT	PAYMENT TERMINAL		PRINTER
CASH DR	CASH DRAWER		POINT OF SALE TERMINAL
CD	COIN DISPENSER		SCANNER
MWS	MANAGER'S WORKSTATION		POS EQUIPMENT TAG
DVR	DVR SECURITY SYSTEM		DUPLEX RECEPTACLE
			DATA OUTLET, RJ45

dunkin' brands

ARCHITECT: BRUCE S SERANICK, AIA 142 EAST MARKET ST. AKRON, OH 44308 p.(330) 376-4118 f.(330) 376-4299

BRUCE W. SERANICK 7001 REGISTERED ARCHITECT STATE OF OHIO

DUNKIN DONUTS- REMODEL
17609 DETROIT AVE
LAKEWOOD, OH 44107
PCM: Dunjoar/248381

NO	DESCRIPTION	DATE

REVISIONS

DATE	03/13/20
SCALE	AS NOTED
DRAWN	HD
CKD	
APPD	

PARTH DONUTS, INC.
7825 METNOR AVE., UNIT 2
MENTOR, OH 44060

TECHNOLOGY LEGEND & SHEMATICS

PROJECT #20-0202

E-2.0

BOARD OF BUILDING STANDARDS
ARCHITECTURAL REVIEW BOARD
SIGN REVIEW BOARD

12650 Detroit Avenue • (216) 529-6630 • FAX (216) 529-5907 • www.lakewoodoh.gov

Application Cover Page

Docket No.: 05-58-21

Permit No.: BBS21-000128

Applicant Name: Leon Sampat, LS Architects

Project Address: 15509 Madison Ave.

Project Name: Dollar Bank

Project: Applicant proposed the exterior painting of commercial building. Conditional approval was granted at the May 13, 2021 meeting, subject to administrative approval upon review of the product information; the brick was painted without approval.


Dollar Bank

Dollar
Bank
ATM
Hudec
Dental
Enter from
Arthur Ave.
tacos

Dollar Bank
1550
Hudec
Dent
216-226



Hudec
Dental
Dollar
Bank



BOARD OF BUILDING STANDARDS
ARCHITECTURAL REVIEW BOARD
SIGN REVIEW BOARD

12650 Detroit Avenue • (216) 529-6630 • FAX (216) 529-5907 • www.lakewoodoh.gov

Application Cover Page

Docket No.: 07-87-21

Permit No.: BBS21-000101

Applicant Name: Joyce Sapienza, Cleveland Home Improvement LLC

Project Address: 1289 Hall Ave.

Project Name: n/a

Project: Applicant proposes renovation of a front porch.

Railing for
1289 Hall Ave

Lakewood Design Brief: Porch Railings

Before you start any work on your porch, please contact the City of Lakewood Building Department for permit and approval requirements. building@lakewoodoh.net or 216.529.6630

Porch railings are important

The porch is often the most prominent part of the front of a Lakewood house, and railings create much of the design character of porches.

01 Anatomy of a Front Porch **02 Anatomy of a Porch Rail**

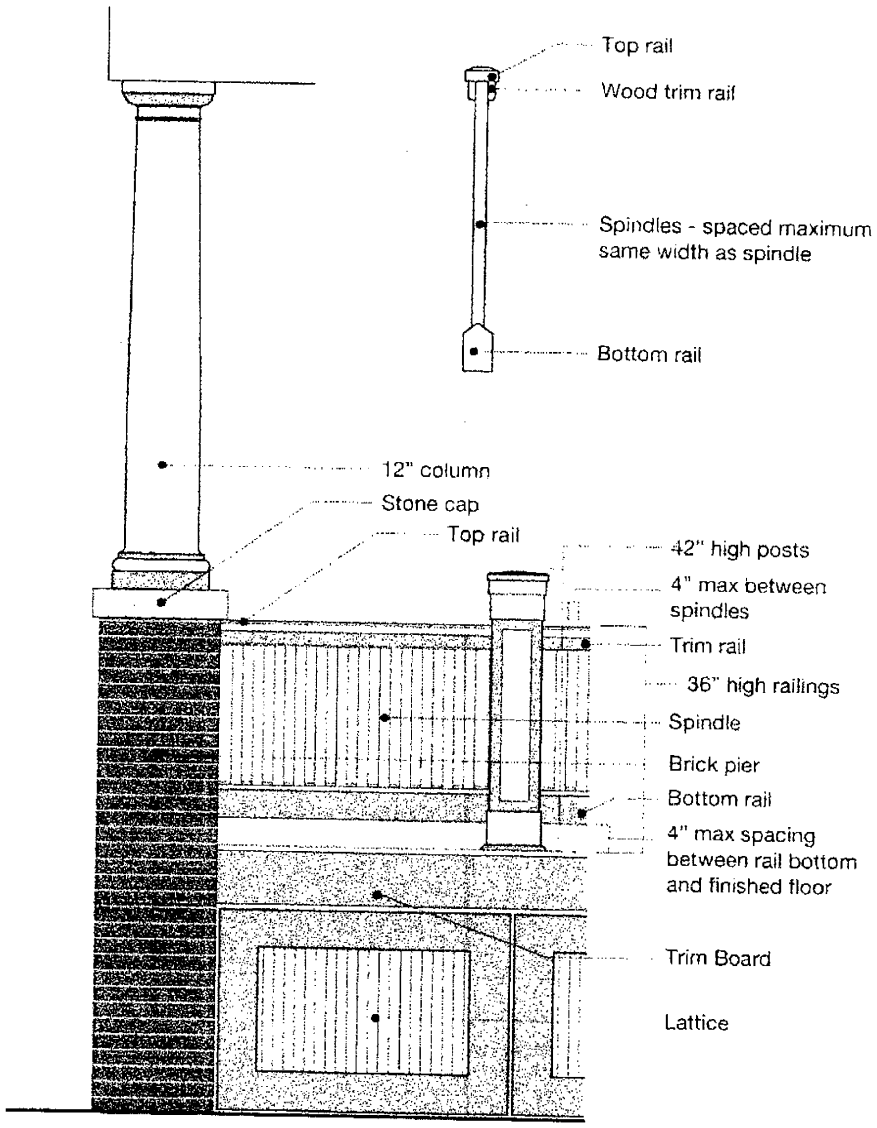

Repairing an Original Railing

Original Lakewood railings are old growth wood, which makes them more durable than the wood bought today. Original railings can be tightened and/or stripped of peeling paint. Replacement pieces can be made, and epoxy fillers – which can be sanded and painted – will repair damaged wood.

Remember: If you tear off an original porch railing, the building code requires that the replacement must be 36 inches above the porch floor on the first floor and second floors, which may look out of scale on Lakewood homes. Original Lakewood front porch railings were often in the 26- to 32-inch height range. Very often the porch rail is the same height above the porch floor as the top of the windowsill on a front window.

To Improve Your Home

PERMIT

3-23-21 - permit submitted

INSURED

Cleveland Home Improvement

22714 Center Ridge Road, Rocky River, OH 44116

ROOFS, GUTTERS, SIDING, EMERGENCY REPAIRS

FREE ESTIMATES CUSTOM WORK **SAM SAPIENZA, L.L.C.**

(440) 871-5780

3/20 - Needs more drawings

Name MR & MRS MAX SIDLEY Phone 216) 221-9734

Address 1289 HALL AVE Zip 44107

We have inspected the premises at LAKEWOOD OH

At the request of TONY 440) 781 0987 Date 3-10-21

Decks
- [x] Treated
- [ ] Composit
- [ ] Other
- [x] 2" T&G
- [ ] ~~5/4"~~

Rails
- [x] Wood
- [ ] Top Rail with Cut Cap
- [x] Drink Rail
- [ ] Spindles Turned
- [x] Square Slats
- [ ] Other

Skirting
- [x] Lattice
- [ ] Solid

Steps
- [x] Rails [x] Square [ ] Spindle
- [x] Treated
- [ ] Composit
- [ ] Other

All base work to be designed
- [x] 4x4 Post [ ] 6x6 Post
- [ ] 36" Joist [ ] 42" Joist

- [ ] Gazebo
- [ ] Pergola [ ] [ ] [ ]

[x] Area approx. 222 Sq. Ft.

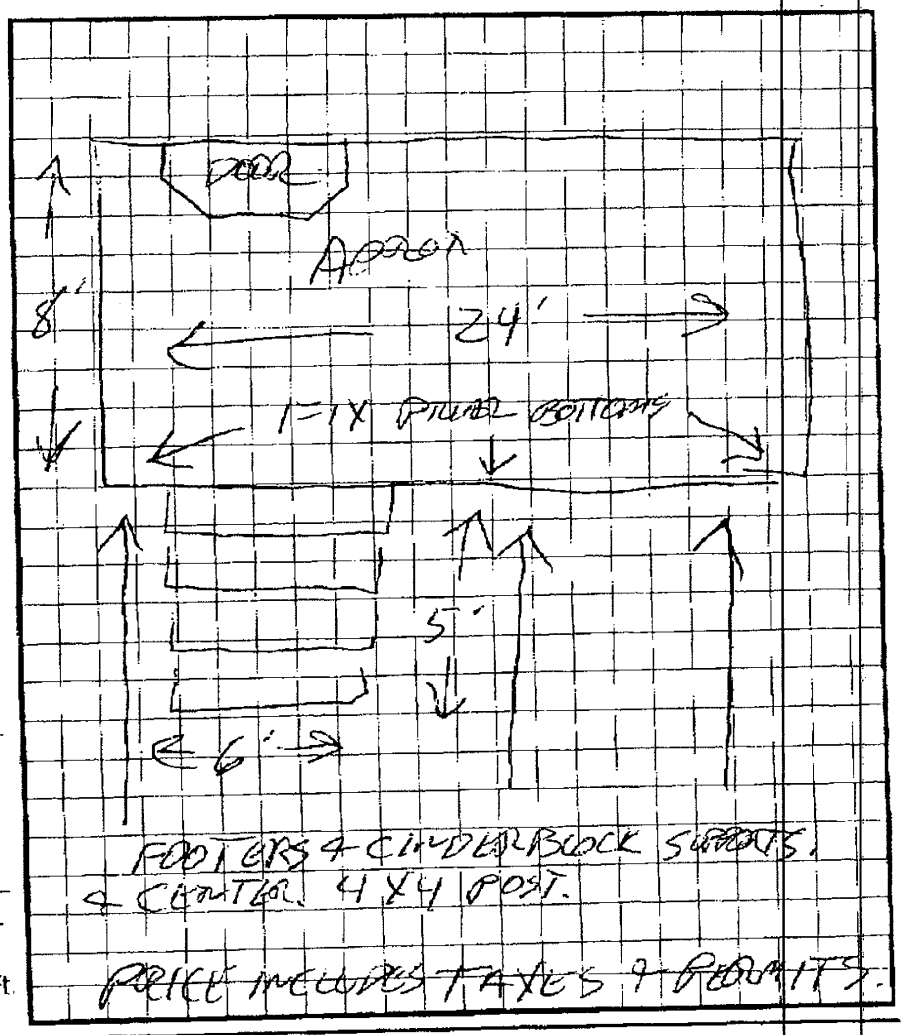

Proposal/Contract Accepted By

Date Accepted

Sales Person

Contract Acceptance Subject to Office Approval Below

Approved By

Make checks payable only to: Sam Sapienza, L.L.C.

$16,080.00 15%

TOTAL AMOUNT $ ~~[illegible]~~

DOWN PAYMENT $ 1/2

BALANCE ON COMPLETION $ 1/2

If credit card is used for payment, customer CANNOT use credit card company for any type of dispute

CLEVELAND HOME IMPROVEMENT
SAM SAPIENZA, LLC
22714 CENTER RIDGE ROAD
ROCKY RIVER, OHIO 44116

TONY 440 781.0987

JOB AT
1289 HALL AVE
LAKEWOOD OH 44107
MAK SIDLEY
216) 221.9734

1. FOOTING 42" DEEP IN CLAY CINDER BLOCK 8X8" PILLAR. SUPPORT ON EXISTING FRONT PORCH.

2. FRONT STEPS ILLUMINATED BY SOLAR LIGHTS ON FRONT POST

3. METAL HANGERS ON ALL BEAMS AND JOISTS

4. STEPS WILL BE 8" ON RISER HIGHT AND A MINIMUN 9" ON TREAD DEPTH

5. HANDRAILS AT LEAST 34" TO 38" ON DECK AND STEPS.

6. REMOVEING (EXISTING FRONT) PORCH & INSTALLING NEW JOIST AND 3/4 TUNG & GROVE. DECKING TREATED

7. STEPS. RISERS NOT TO EXCEED 3/8" INCH ABOVE THE 8" INCH

CLEVELAND HOME IMPROVEMENT
SAM SAPIENZA, LLC
22714 CENTER RIDGE ROAD
ROCKY RIVER, OHIO 44116

TONY 440 781 0987

JOB AT
1289 HALL AVE
LAKEWOOD OH 44107
MAX SIDLEY
216) 221 9734

(1)

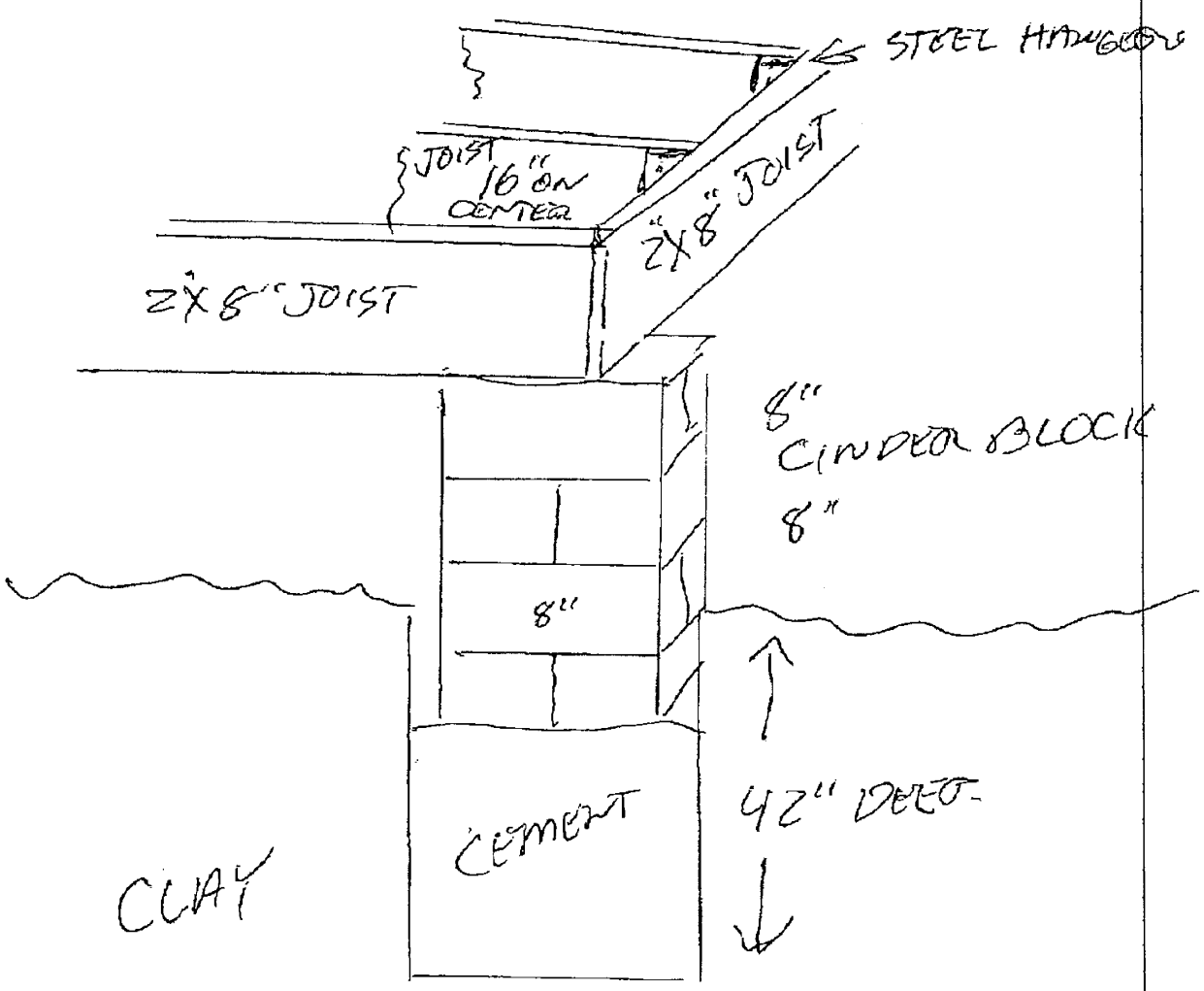

EVERYTHING YOU NEED FOR SPRING. SHOP OUR SPRING LOT DEALS GOING ON NOW.

What are you looking for today?

Rocky River Lowe's Open until 10 PM >

Prices, Promotions, styles, and availability may vary. Our local stores do not honor online pricing. Prices and availability of products and services are subject to change without notice. Errors will be corrected where discovered, and Lowe's reserves the right to revoke any stated offer and to correct any errors, inaccuracies or omissions including after an order has been submitted.

rdware / Structural Hardware / Joist Hangers

CLEVELAND HOME IMPROVEMENT
SAM SAPIENZA, LLC
22714 CENTER RIDGE ROAD
ROCKY RIVER, OHIO 44116

1289 HALL AVE
LAKEWOOD OH
44107

TONY
(440) 781 0987 MAX SIDLEY
216) 221 9734

3

$1.08

2

View Q&A

BUY 50 GET 10% OFF

Simpson Strong-Tie 2-in x 8-in 18-Gauge Triple Zinc Face Mount Joist Hanger

Patented double-shear nailing design provides greater strength with fewer nails

Speed prongs for fast and easy installation

Angled joist nailing easier in tight spaces

1 +

BULK SAVINGS

Free Store Pickup
319 Available
Rocky River Lowe's

Delivery

+5 more

Simpson Strong-Tie 2-in x 8-in 18-Gauge Triple Zinc Face Mount Joist Hanger

$1.08

Overview | Specifications | Reviews | Questions & Answers | Compare | Product Features

36"
4" ASPHALT
4" ASPHALT
4" ASPHALT
4" ASPHALT
5/4 X 6" PRINTE DETAIL
2X2
2X4
2X4
LAGGED
1789 HALL AVE CHARLESTON OH 44101
MAX SIDLEY

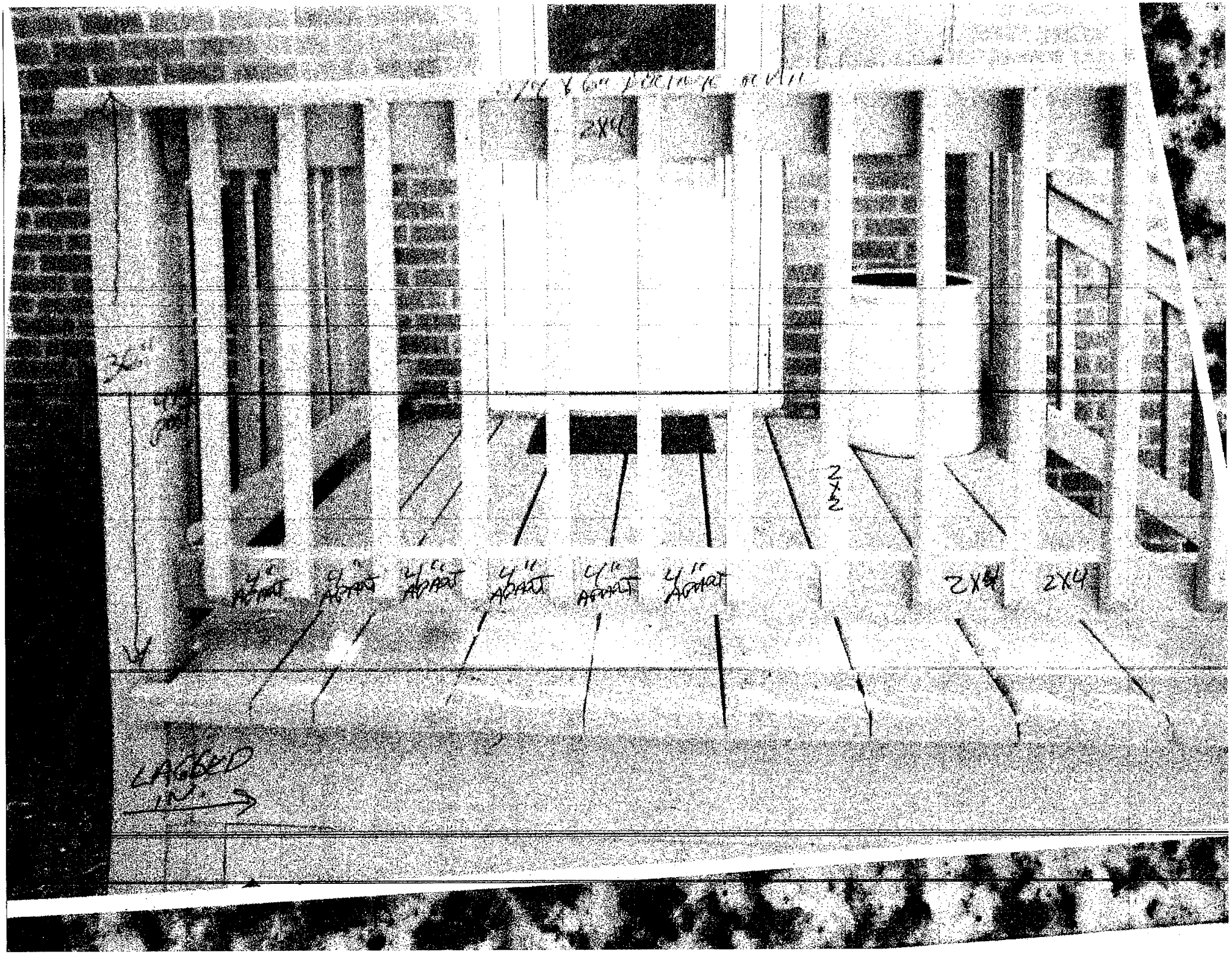
2X4
2X4
4" APART
4" APART
4" APART
4" APART
4" APART
4" APART
2X4
2X4
LAGGED IN

CLEVELAND HOME IMPROVEMENT
SAM SAPIENZA, LLC
22714 CENTER RIDGE ROAD
ROCKY RIVER, OHIO 44116

TONY 440) 781 0987

RAILINGS FOR MAX SIDLEY
1289 HALL AVE LAKEWOOD OH
216) 221-9734 44107

TOTAL DECK RAILINGS 34'
TOTAL STEP RAILINGS 10'

5/4 6" DRINK RAIL 44'
TOP AND BOTTOM 2"X4"S
2X2 SQUARE SLATS FOR RAILS
4X4 POST LAGGED IN TO FRAMING

CLEVELAND HOME IMPROVEMENT
SAM SAPIENZA, LLC
22714 CENTER RIDGE ROAD
ROCKY RIVER, OHIO 44116

TONY 4407810987

JOB AT
1289 HALL AVE
LAKEWOOD OH
44107

MAX SIDLEY
2162219734

(4)

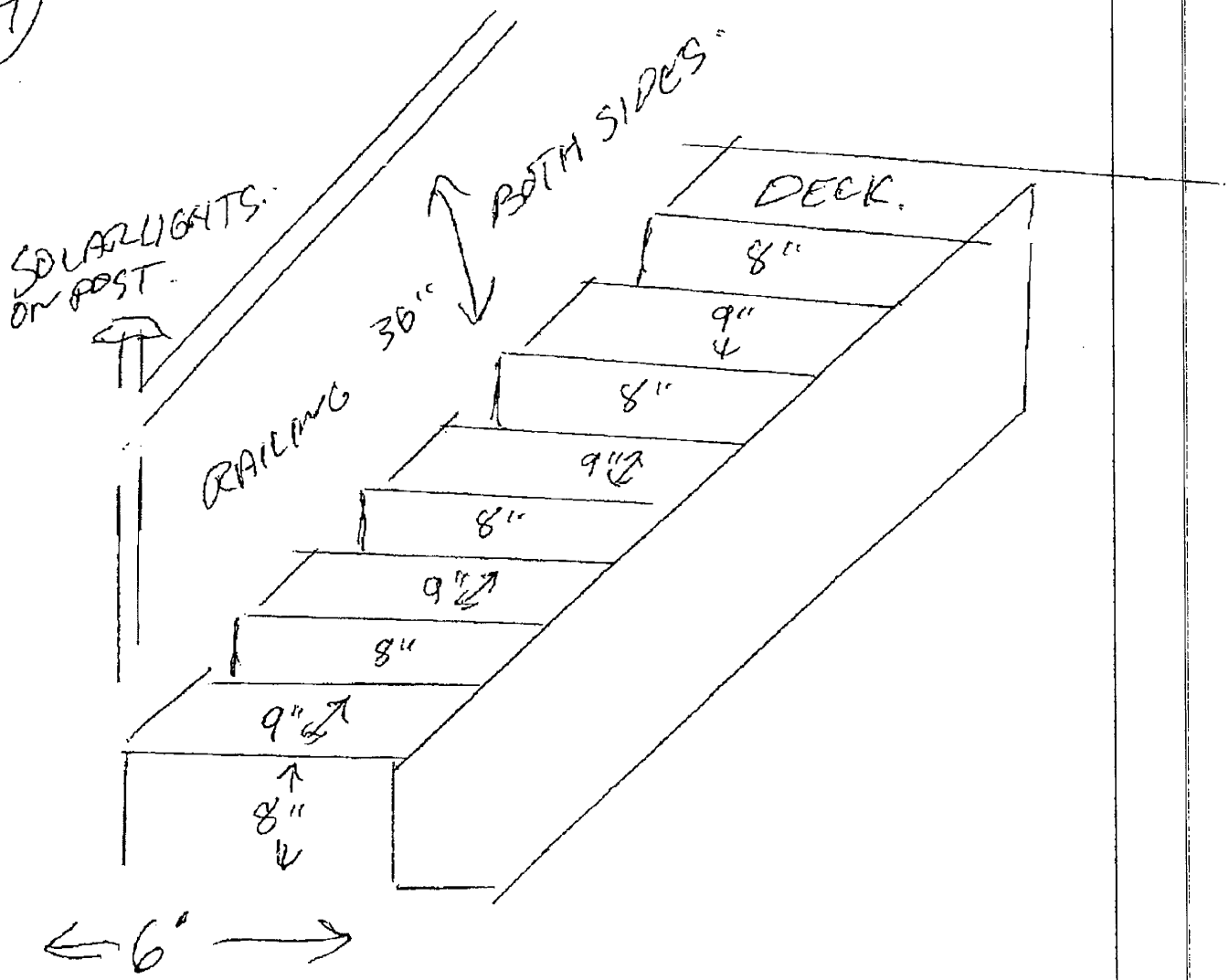

CLEVELAND HOME IMPROVEMENT
SAM SAPIENZA, LLC
22714 CENTER RIDGE ROAD
ROCKY RIVER, OHIO 44116
TONY 4407810987

JOB AT
1289 HALL AVE
LAKEWOOD OH
44107

MAX SIDLEY
216) 221 9737

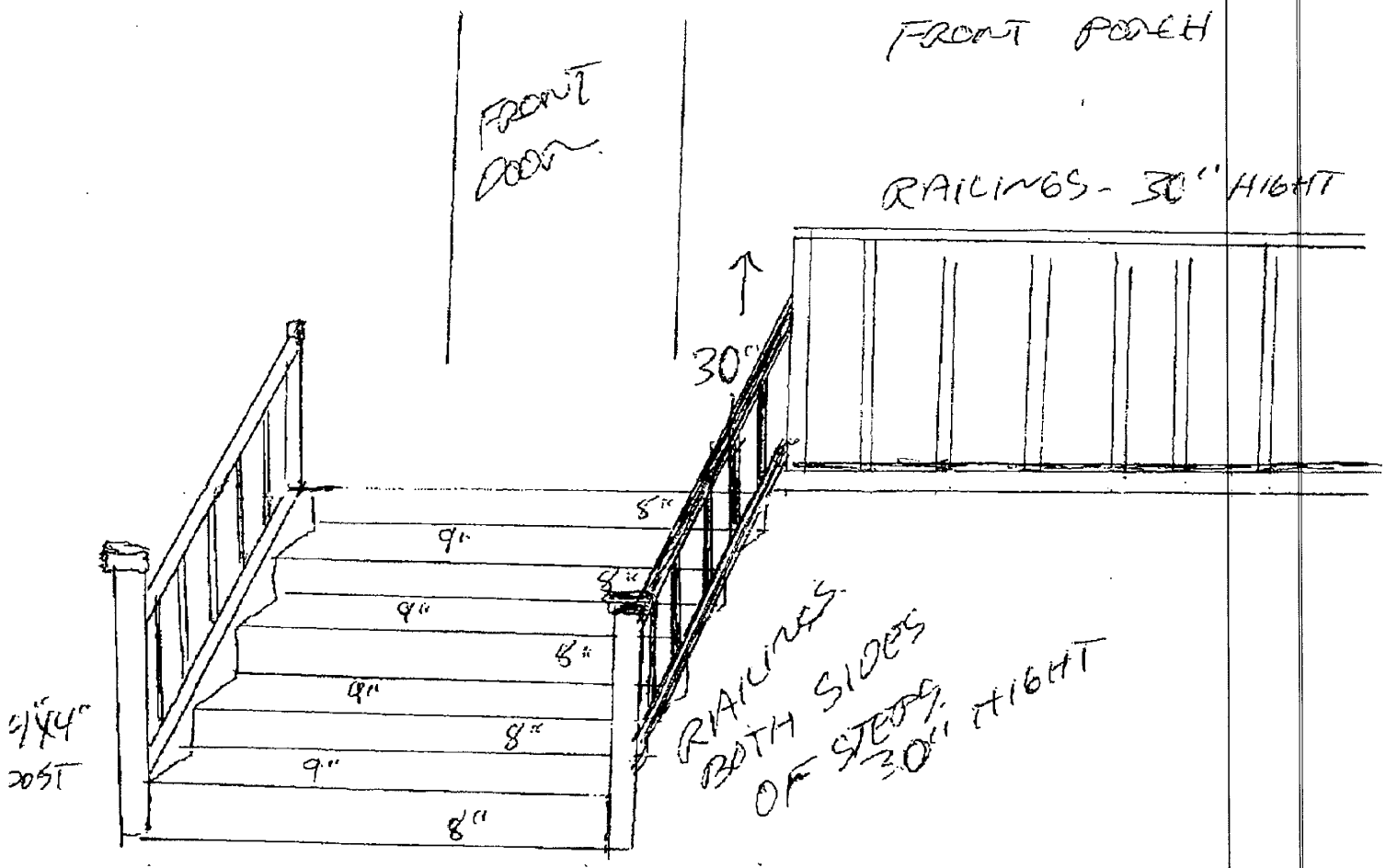

SOLAR LIGHTS.
ON FRONT POST
OF STEPS.
TREATED LUMBER.

CLEVELAND HOME IMPROVEMENT
SAM SAPIENZA, LLC
22714 CENTER RIDGE ROAD
ROCKY RIVER, OHIO 44116

TONY 4407810987

JOB AT
12899 HALLAUER
LAKEWOOD OH 44107

MAX SIDLEY
216) 221 9737

5

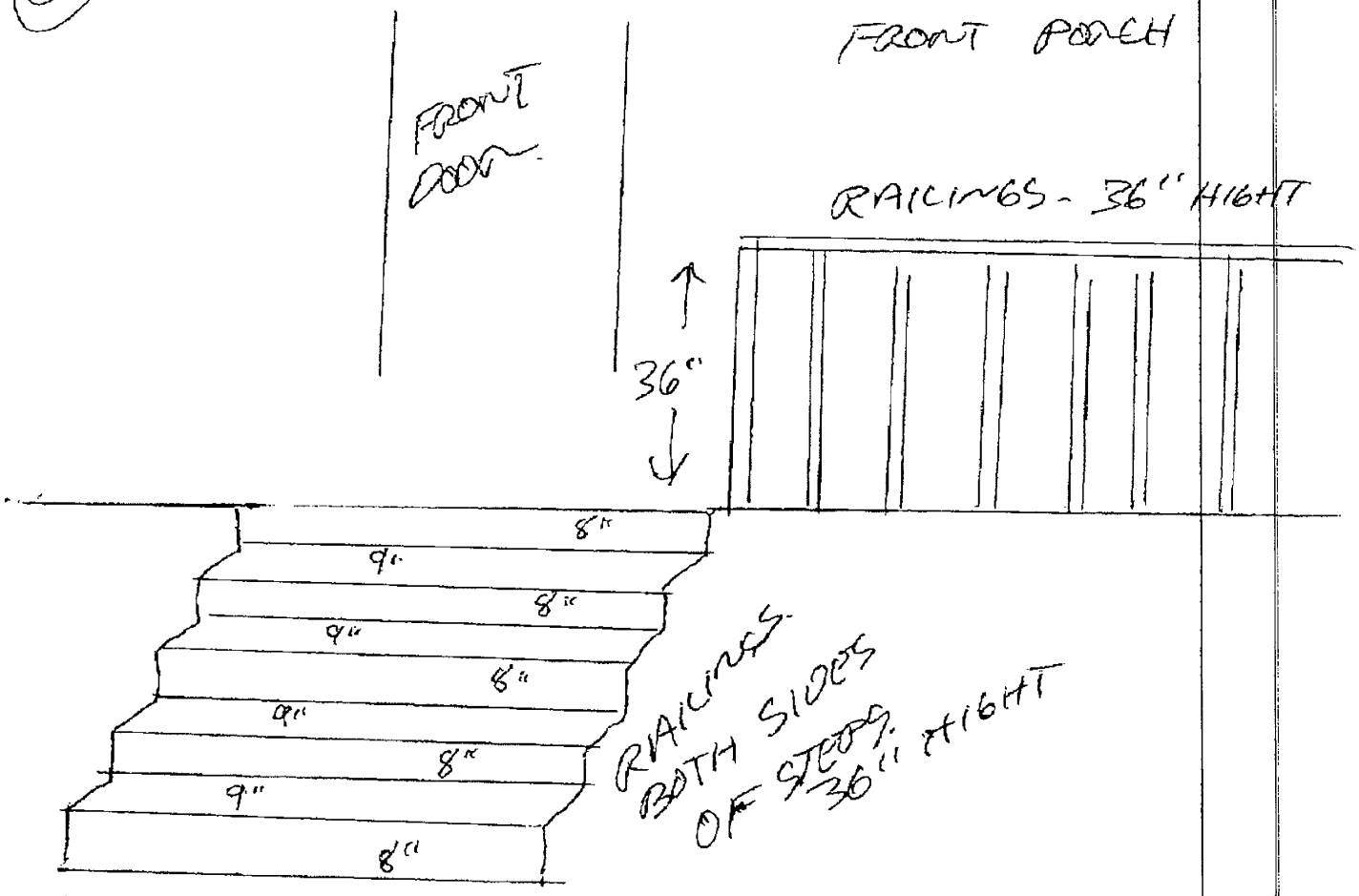

SOLAR LIGHTS.
ON FRONT POST
OF STEPS.

FOR DECK AT
1289 HALL AVE
LAKEWOOD OH
44107
MAX SIDLEY
216 221-9734

CLEVELAND HOME IMPROVEMENT
SAM SAPIENZA, LLC
22714 CENTER RIDGE ROAD
ROCKY RIVER, OHIO 44116

TONY (440) 7810987

FOOTINGS

CLEVELAND HOME IMPROVEMENT
SAM SAPIENZA, LLC
22714 CENTER RIDGE ROAD
ROCKY RIVER, OHIO 44116

LEAVING THE 3 - EXISTING SANDSTONE PILLARS. AND ADDING 8"X16" CINDERBLOCK BEHIND SANDSTONE PILLARS. FOR EXTRA SUPPORT WHILE DECKING IS OFF / WE ARE NOT REPLACING THE EXISTING PILLARS. JUST ADDING EXTRA SUPPORT BEHIND THEM.

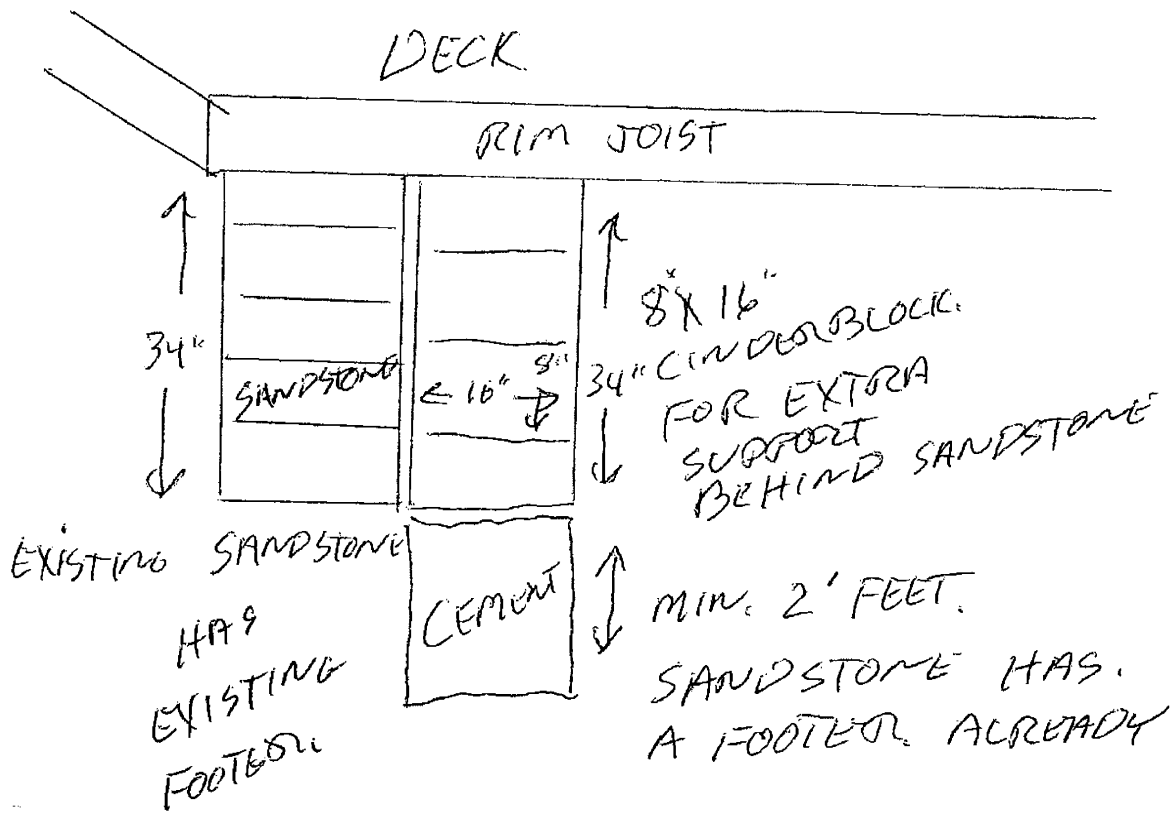

5' Routed Rail

Routed for consistent baluster spacing.

1289 HALL AVE
LAKEWOOD OH
44107

30"

Image is intended to show function and does not represent actual scale.

CLEVELAND HOME IMPROVEMENT
SAM SAPIENZA, LLC
22714 CENTER RIDGE ROAD
ROCKY RIVER, OHIO 44116
TONY 440) 7810987

D 6' Moulded Cap Rail

Add to any 2' x 4' deck rail for a finished look.

1289 HALL AVE
LAKEWOOD OH 44107

CLEVELAND HOME IMPROVEMENT
SAM SAPIENZA, LLC
22714 CENTER RIDGE ROAD
ROCKY RIVER, OHIO 44116



E 6' Fill-it Strip

Combine with 6' Moulded Cap Rail to install 2' x 2' square-end spindles balusters and conceal fasteners. Can also be used as lath for various projects

2X2-42" PT BEVEL 1 END BALUSTER

$2.57 ea

0000-430-400

0 08314 01414 0

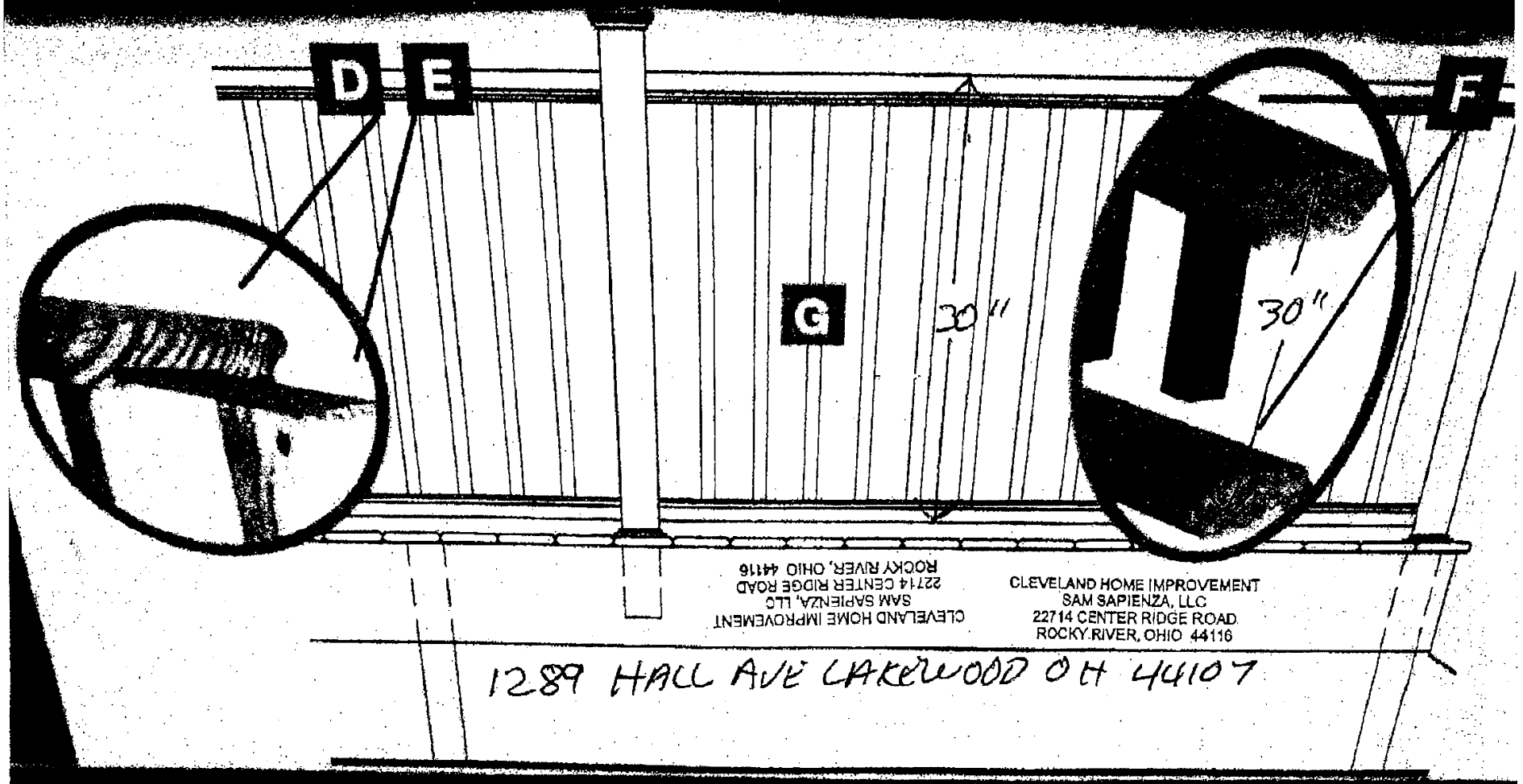



1289 HALL
AVE LAKEWOOD
OH 44107

CLEVELAND HOME IMPROVEMENT
SAM SAPIENZA, LLC
22714 CENTER RIDGE ROAD
ROCKY RIVER, OHIO 44116

-it Strip
6' Routed Rail
Routed for consistent baluster spacing.
CLEVELAND HOME IMPROVEMENT
SAM SAPIENZA, LLC
22714 CENTER RIDGE ROAD
ROCKY RIVER, OHIO 44116
Online
homedepot.com
1 END BALUSTER
2 57
$18 27

1289
HALL AVE
LAKEWOOD
OH 44107

CLEVELAND HOME IMPROVEMENT
SAM SAPIENZA, LLC
22714 CENTER RIDGE ROAD
ROCKY RIVER, OHIO 44116

ROUTED RAILING

18.27

outed Rail

for consistent
er spacing.

Online

homedepot.com

FOR DECK AT
1289 HALL AVE
- LAKEWOOD OH
44107

MAX SIDLEY
216 221-9734

LATTICE

CLEVELAND HOME IMPROVEMENT
SAM SAPIENZA, LLC
22714 CENTER RIDGE ROAD
ROCKY RIVER, OHIO 44116

TONY
(440) 781 0987

WHITE VINYL PRIVACY LATTICE
WITH A 1"X4" TRIM AROUND IT.

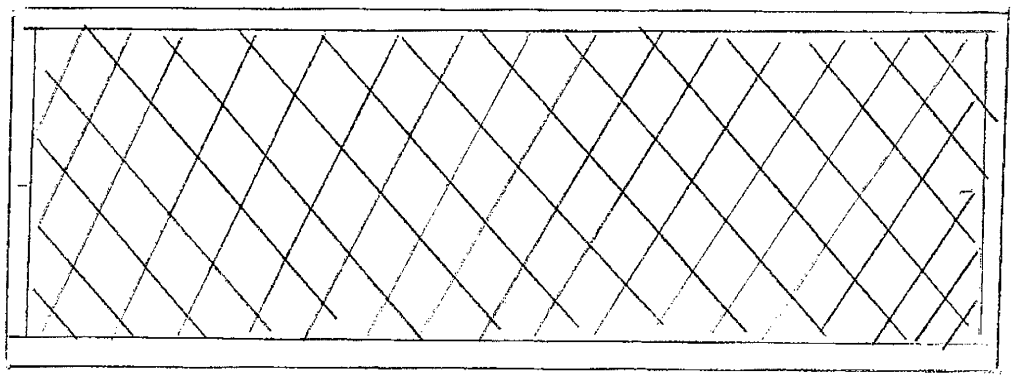







Virtually Maintenance-Free

12 Vibrant Colors
2 Sizes - 4'x8', 2'x8'

Easy to Install - Use for a Variety of Applications

UV-Stabilized / Fade Resistant

Durable One-Piece Construction

Resistant to Weather, Insects, Mold, Rot and Decay

Never Needs Painting

Enhances the appearance of installed lattice

Available in all 12 colors

Easy to Install

Traditional



Privacy



Privacy Square

195 East Park Avenue
P.O.Box 470, Niles Ohio 44446
866-861-2816 • Fax:330-544-7167
www.dinesol.com

Vibrant Colors

Colors may vary slightly from actual product due to printing process.



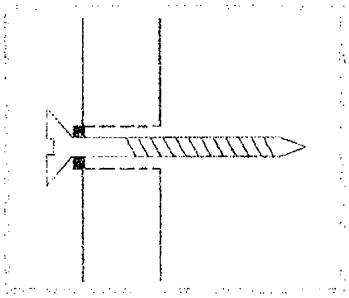

STEP 1: Predrill oversized holes 1/4". **DO NOT TIGHTEN SCREWS ALL THE WAY.** This allows for expansion and contraction due to temperature.

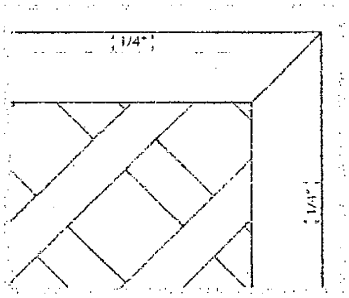

STEP 2: Fasten 1-1/2" screw through **TOP** of molding and Lattice every 24".

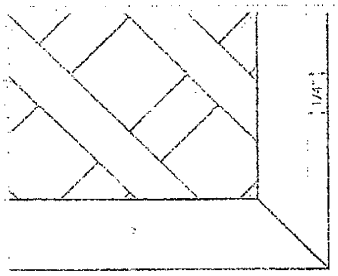

STEP 3: Fasten 1-1/2" screw through **SIDE** and **BOTTOM** of the molding only. This allows for expansion and contraction.

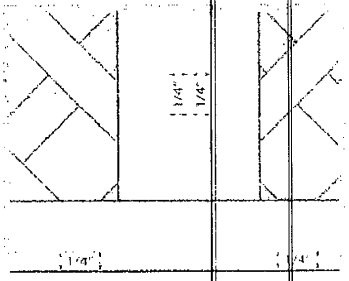

STEP 4: Space lattice 1/4" from inside wall of **CAPS** and **Dividers** to allow for expansion and contraction. Expansion and contraction may occur due to temperature changes.

1. If your lattice bows, loosen attaching screws. Make certain you have left enough for expansion and contraction due to temperature fluxuation.
2. Pre-drill 1/4" oversized holes every 24"
3. When using molding always mount TOP line through both molding and lattice. Pre-drill and mount screws through molding only on sides and bottom to allow for expansion and contraction

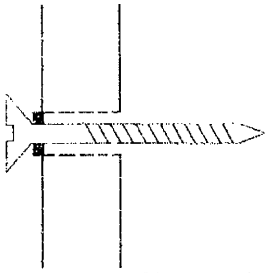

STEP 1: Predrill oversized holes 1/4". **DO NOT TIGHTEN SCREWS ALL THE WAY.** This allows for expansion and contraction due to temperature.



STEP 2: Attach the lattice with screws every 24". Do not tighten side and bottom screws all the way. Allow for expansion and contraction.

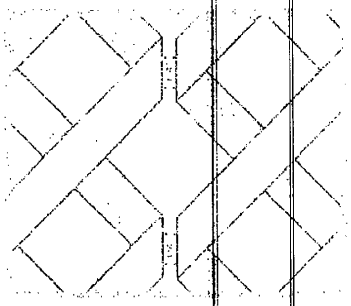

STEP 3: Always leave 1/4" between panels. **DO NOT BUTT PANELS TOGETHER.** This prevents warping due to temperature change.

282


212

5' Routed Rail

Routed for consistent baluster spacing.

1289 HALL AVE
LAKEWOOD OH
44107

30"



Image is intended to show function and does not represent actual scale.

CLEVELAND HOME IMPROVEMENT
SAM SAPIENZA, LLC
22714 CENTER RIDGE ROAD
ROCKY RIVER, OHIO 44116
TONY (440) 7810987

D 6' Moulded Cap Rail

Add to any 2' x 4' deck rail for a finished look.

1289 HALL AVE
LAKEWOOD OH 44107

CLEVELAND HOME IMPROVEMENT
SAM SAPIENZA, LLC
22714 CENTER RIDGE ROAD
ROCKY RIVER, OHIO 44116



E 6' Fill-it Strip

Combine with 6' Moulded Cap Rail to install 2' x 2' square-end spindles balusters and conceal fasteners. Can also be used as lath for various projects

2X2-42" PT BEVEL 1 END BALUSTER

$2.57 ea

0000-430-400

0 08314 01414 0




1289 HALL
AVE CHILLICOTHE
OH 45601
CLEVELAND HOME IMPROVEMENT
SAM SAPIENZA, LLC
22714 CENTER RIDGE ROAD
ROCKY RIVER, OHIO 44116

1 END BALUSTER
2 51
6' Routed Rail
Routed for consistent balluster spacing.
CLEVELAND HOME IMPROVEMENT
SAM SAPIENZA LLC
22114 CENTER RIDGE ROAD
ROCKY RIVER, OHIO 44116
$18 21
homedepot.com
online


1289
HALL AVE
LAKEWOOD
OH 44107
CLEVELAND HOME IMPROVEMENT
SAM SAPIENZA, LLC
22714 CENTER RIDGE ROAD
ROCKY RIVER, OHIO 44116
ROUTED RAILING
18.27
outed Rail
for consistent
er spacing.
Online
homedepot.com

BOARD OF BUILDING STANDARDS
ARCHITECTURAL REVIEW BOARD
SIGN REVIEW BOARD

12650 Detroit Avenue • (216) 529-6630 • FAX (216) 529-5907 • www.lakewoodoh.gov

Application Cover Page

Docket No.: 07-88-21

Permit No.: BBS21-000104

Applicant Name: Jennifer Sedlak

Project Address: 1229 Summit Ave.

Project Name: n/a

Project: Applicant proposes renovation of a front porch.

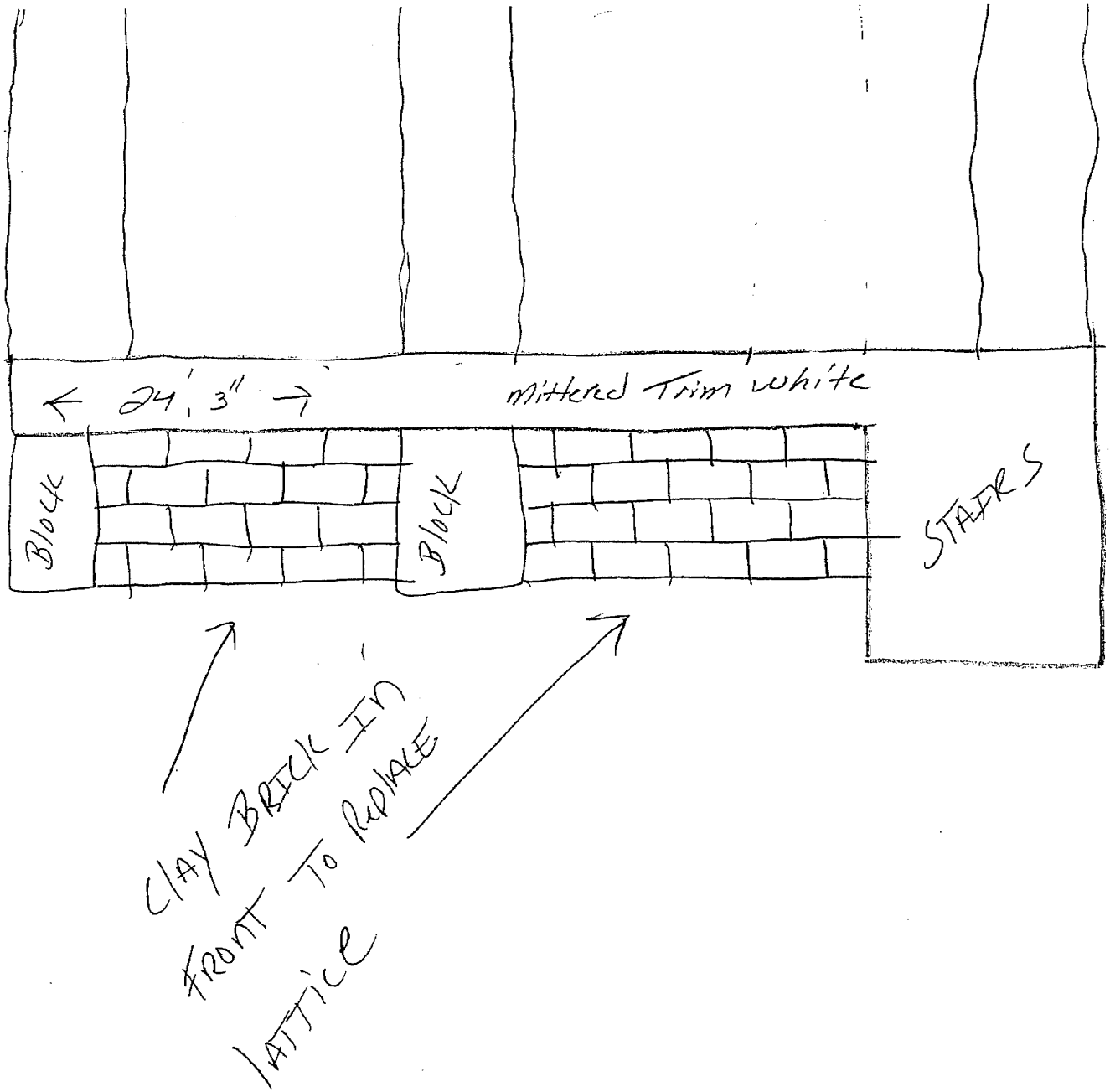

FRONT LOWER VIEW

1229 SUMMIT AVE

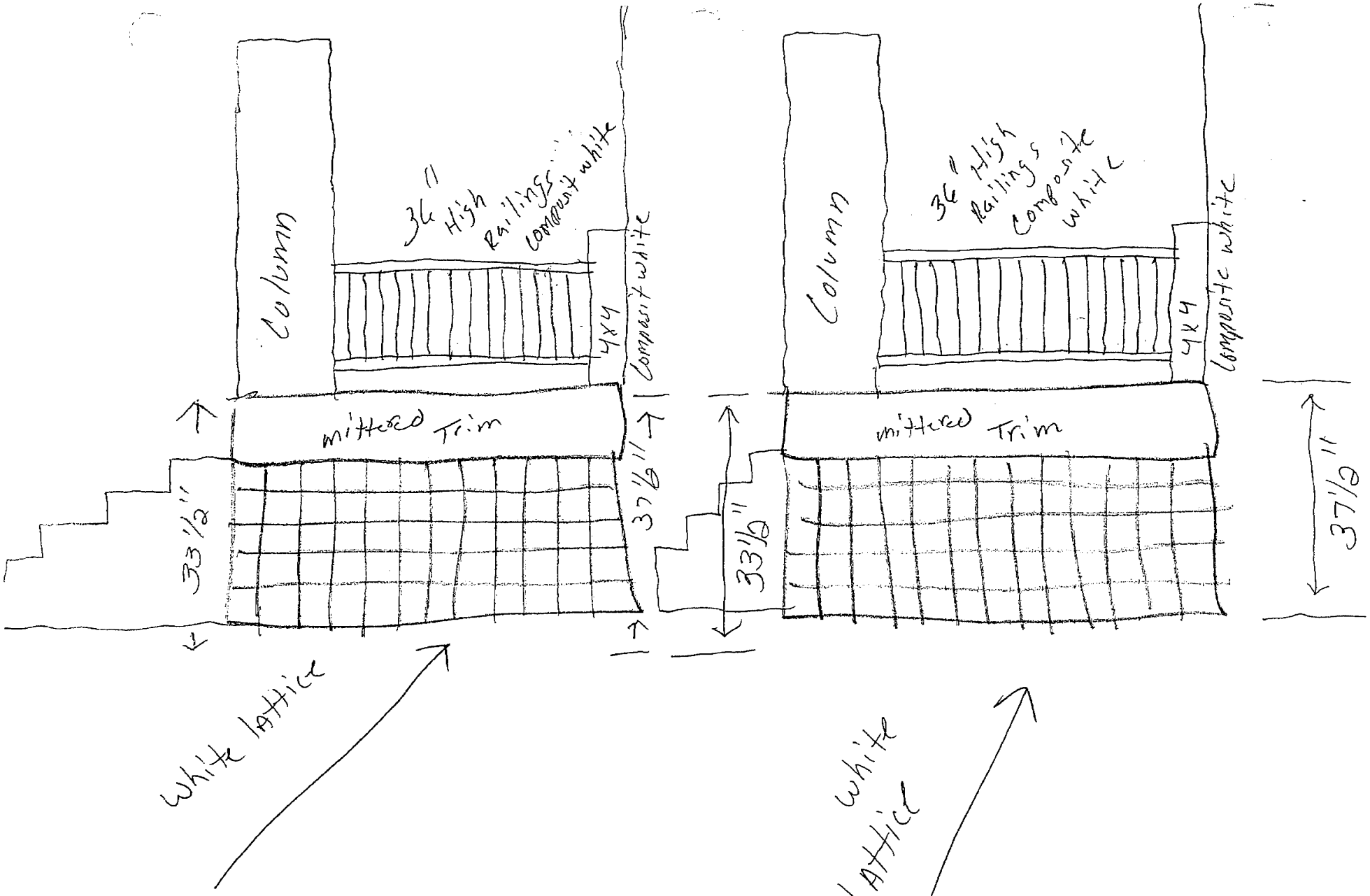

NORTH & SOUTH SIDE VIEW

1229 SUMMIT AVE

8 x 8 x 16 Split Face Corner Block

(Actual Size 7-5/8" x 7-5/8" x 15-5/8")

Model Number: 1796121 | Menards ® SKU: 1796121

PRICE	$3.95
11% MAIL-IN REBATE Good Through 7/10/21	$0.43
FINAL PRICE	**$3.52 each**

You Save $0.43 with Mail-In Rebate

Variation: Tan

* Mail-in Rebate is in the form of merchandise credit check, valid in-store only. Merchandise credit check is not valid towards purchases made on MENARDS.COM®.

FREE Ship To Store

Get it **as soon as 08/10/2021** at **CLEVELAND**

Check Another Store for Availability

Delivery

Available

Description & Documents

Add a decorative touch to your construction project with this split face block. The rugged texture on one long and one short side of this block will give your project a more natural look. This block is designed to be used with the 8" x 8" x 16" split face block for outside corners. To fit with the design scheme of your project, this block is available in two different colors.

Shipping Dimensions: 15.63 H x 7.63 W x 7.63 D
Shipping Weight: 42.0 lbs

Brand Name: **Midwest Manufacturing**

Find more information about this product on the Manufacturer's website

Features

- Ideal for foundations and walls
- Standard tan color
- Strong and versatile
- Factory cured to meet or exceed ASTM C-90, certified for strength and absorption
- Resembles texture of natural, weathered stone
- Color may vary by production run. Please purchase entire projects at one time.
- Nominal size concrete

Specifications

Product Type	Split Face Construction Block	Material	Concrete
Color	Tan	Cored	Yes
Nominal Width	8 inch	Actual Width	7-5/8 inch
Nominal Height	8 inch	Actual Height	7-5/8 inch
Nominal Length	16 inch	Actual Length	15-5/8 inch
Surface Texture	Split-Face	Weight	42 pound
Compression Strength	2000 PSI	Return Policy	Regular Return (view Return Policy)

(Actual Size 9-11/16" - 11-5/8" Diameter x 8')

Model Number: M70011208PL | Menards ® SKU: 1854429

PRICE	$255.99
11% MAIL-IN REBATE Good Through 7/10/21	$28.16
FINAL PRICE	**$227.83 each**

You Save $28.16 with Mail-In Rebate

Size: 12 x 8' H

* Mail-in Rebate is in the form of merchandise credit check, valid in-store only. Merchandise credit check is not valid towards purchases made on MENARDS.COM®.

FREE Ship To Store

Available for Special Order at

CLEVELAND

Get it as soon as 08/11/2021

Delivery

Available

Description & Documents

DuraCast™ fiberglass columns are designed for load-bearing and decorative installations. These columns are ideal for indoor or outdoor applications and can be used to line porches, frame entryways or as decorative accents.

MADE IN U.S.A.

Shipping Dimensions: 101.00 H x 12.00 W x 12.00 D

Shipping Weight: 105.0 lbs

Brand Name: **Dixie Pacific**

Features

- Limited lifetime warranty
- Will not rot or decay
- Columns are unfinished fiberglass
- DuraCast™ fiberglass columns are listed with ICC Report #2307A
- Insect proof
- Cap and base sold separately
- Column is tapered (11-5/8" diameter at the bottom and 10" at the top)
- Column has a decorative neck ring

Specifications

Product Type	Column	Material	Fiberglass
Color/Finish	Unfinished	Shape	Round
Nominal Diameter	12 inch	Actual Diameter	11-5/8 inch
Nominal Height	96 inch	Actual Height	96 inch
Safety Load	18000 pound	Manufacturer Warranty	Limited Lifetime year
Weight	114 pound	Return Policy	Special Order Merchandise (view Return Policy)

Please Note: Prices, promotions, styles and availability may vary by store and online. Inventory is sold and received continuously throughout the day; therefore, the quantity shown may not be available when you get to the store. This inventory may include a store display unit. Online orders and products purchased in-store qualify for rebate redemption. Mail-in Rebate is in the form of merchandise credit check, valid in-store only. Merchandise credit check is not valid towards purchases made on MENARDS.COM®. By submitting this rebate form, you agree to resolve any disputes related to rebate redemption by binding arbitration and you waive any right to file or participate in a class action. Terms and conditions available at www.rebateinternational.com®.

Dixie-Pacific™ DuraCast™ 12" Base and Cap for No-Taper Round Unfinished Fiberglass Column

Model Number: 52019

PRICE	$112.29
11% MAIL-IN REBATE Good Through 7/10/21	$12.35
FINAL PRICE	**$99.94 each**

You Save $12.35 with Mail-In Rebate

Size: 12"

* Mail-in Rebate is in the form of merchandise credit check, valid in-store only. Merchandise credit check is not valid towards purchases made on MENARDS.COM®.

FREE Ship To Store

Available for Special Order at
CLEVELAND
Get it **as soon as 08/05/2021**

Delivery

Available

Description & Documents

The no-taper round Tuscan Base and Cap set is to be used with the Dixie-Pacific? round no-taper DuraCast? fiberglass column. The Base and Cap are synthetic and slide around the shaft.

Shipping Dimensions: 16.50 H x 16.50 W x 10.00 D
Shipping Weight: 9.0 lbs

Brand Name: **Dixie Pacific**

Features

- Limited lifetime warranty
- Will not rot or decay
- Base and Cap sets are unfinished
- Weatherproof
- Insect proof

Specifications

Product Type	Base & Cap	Material	Polyurethane
Color/Finish	Primed	Shape	Round
Nominal Width	12 inch	Actual Width	16-1/2 inch
Nominal Diameter	12 inch	Actual Diameter	16-1/2 inch
Nominal Height	6-1/4 inch	Actual Height	6-1/4 inch
Nominal Depth	12 inch	Actual Depth	16-1/2 inch
Manufacturer Warranty	Limited Lifetime year	Weight	6 pound
Return Policy	Special Order Merchandise (view Return Policy)		

Please Note: Prices, promotions, styles and availability may vary by store and online. Inventory is sold and received continuously throughout the day; therefore, the quantity shown may not be available when you get to the store. This inventory may include a store display unit. Online orders and products purchased in-store qualify for rebate redemption. Mail-In Rebate is in the form of merchandise credit check, valid in-store only. Merchandise credit check is not valid towards purchases made on MENARDS.COM®. By submitting this rebate form, you agree to resolve any disputes related to rebate redemption by binding arbitration and you waive any right to file or participate in a class action. Terms and conditions available at www.rebateinternational.com®.

Timbertech
Go Against the Grain®

0

Get Started | Where to Buy | Order Samples | Cost Calculator



Home › Products › Railing › Classic Composite Series

Classic Composite Series

The Classic Composite Series is a simple system with endless design options to complement your home. Choose from five top rails and multiple infill options for a customized look to suit your style. You can't go wrong with this long-lasting, beautiful railing.

This site uses cookies to ensure you get the best experience. LEARN MORE GOT IT

TimberTech
Go Against the Grain

0

Get Started | Where to Buy | Order Samples | Cost Calculator

Home › Products › Railing › Classic Composite Series

Classic Composite Series

The Classic Composite Series is a simple system with endless design options to complement your home. Choose from five top rails and multiple infill options for a customized look to suit your style. You can't go wrong with this long-lasting, beautiful railing.

This site uses cookies to ensure you get the best experience. LEARN MORE GOT IT



TimberTech
Go Against the Grain

Color

Selected: Matte White

Sample Size

4" Sample

$0.00

- 1 +

4.0 (15) Write a review

Details

Options & Dimensions

Accessories

FAQs

This site uses cookies to ensure you get the best experience. LEARN MORE

TimberTech
Go Against the Grain

0

Get Started | Where to Buy | Order Samples | Cost Calculator

Color Options

Traditional Walnut

WHITE BLACK MATTE WHITE

Step 2: Select Infill

Composite Balusters

Cablerail

Step 3: To complete your rail look add on caps, skirts, and lighting



Aluminum Round or
Square Balusters (Black Only)

Glass Channel Kit (Glass not included)

Step 4: Select Post Sleeve

This site uses cookies to ensure you get the best experience. LEARN MORE GOT IT

SARAH
KEPPLE

SARAH
KEPPLE

SARAH
KEPPLE

Johanna Schwarz

From: drippingcolors <drippingcolors@aol.com>
Sent: Tuesday, July 6, 2021 2:02 PM
To: Planning Dept
Subject: 1229 Summit Ave.

CAUTION: This email originated from outside your organization. Exercise caution when opening attachments or clicking links, especially from unknown senders.

I am in favor of renovations being made to the front porch of 1229 Summit Ave and think it will enhance the appearance and property values of our street.

Michael Pomerantz
1235 Summit Ave.
Lakewood, Oh 44107

216.280.4920

Sent via the Samsung Galaxy, an AT&T 4G LTE smartphone

BOARD OF BUILDING STANDARDS
ARCHITECTURAL REVIEW BOARD
SIGN REVIEW BOARD

12650 Detroit Avenue • (216) 529-6630 • FAX (216) 529-5907 • www.lakewoodoh.gov

Application Cover Page

Docket No.: 07-89-21

Permit No.: BBS21-000107

Applicant Name: Paul Hodge, Imperial Home Center

Project Address: 16000 Madison Ave.

Project Name: Imperial Home Center

Project: Applicant proposes storefront renovation.

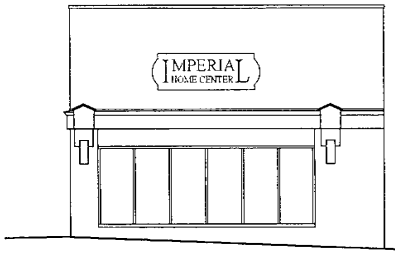

EXISTING EAST ELEVATION

SCALE: 1" = 10'-0"

EXISTING SOUTH ELEVATION

SCALE: 1" = 10'-0"

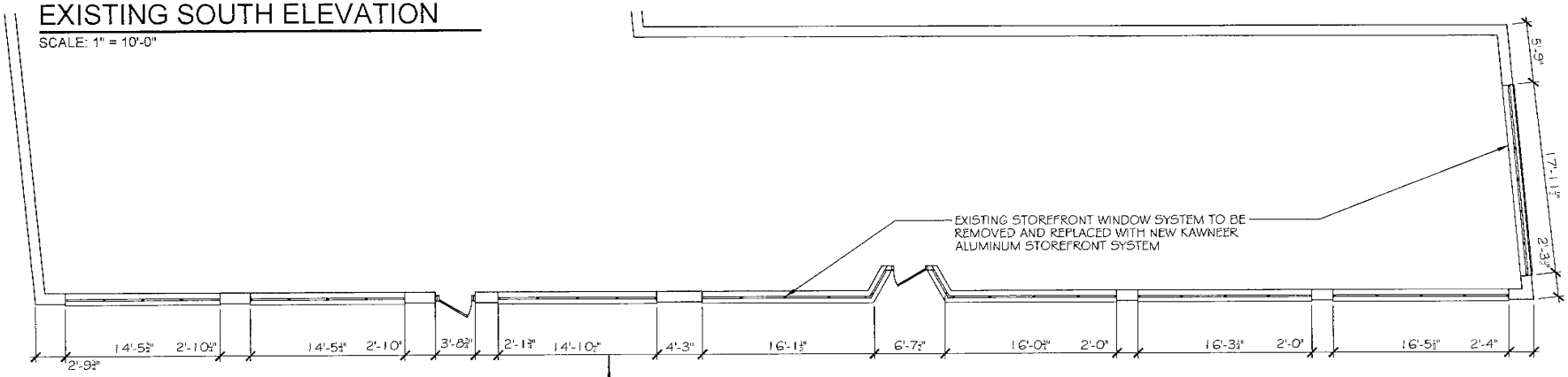

EXISTING FLOOR PLAN

SCALE: 1" = 10'-0"

PLAN NORTH

EXISTING FLOOR PLAN AND ELEVATIONS

Imperial Home Center
16000 Madison Avenue
Lakewood, Ohio 44107

John Faile, Architectural Consulting, LLC
31413 Drake Drive
Bay Village, Ohio 44140
email: jfaile.arch@gmail.com

JOHN FAILE ARCHITECTURAL CONSULTING, LLC

DATE: 06-16-2021
REV: 07-09-2021
REV: 07-27-2021
A-1.1

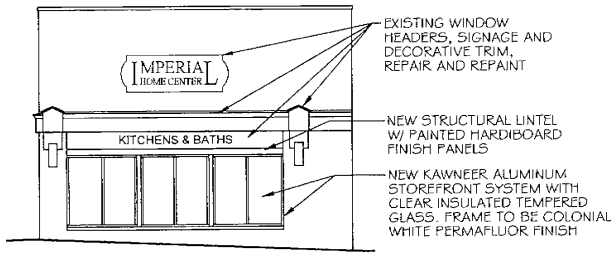

PROPOSED EAST ELEVATION

SCALE: 1" = 10'-0"

PROPOSED SOUTH ELEVATION

SCALE: 1" = 10'-0"

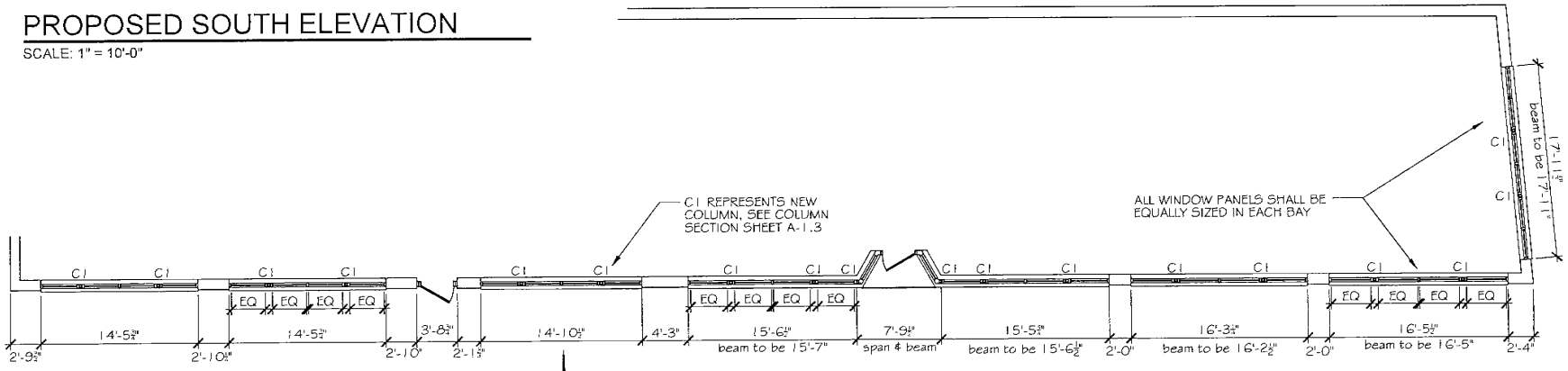

PROPOSED FLOOR PLAN

SCALE: 1" = 10'-0"

PLAN NORTH

PROPOSED PLANS AND ELEVATIONS

Imperial Home Center
16000 Madison Avenue
Lakewood, Ohio 44107

John Faile, Architectural Consulting, LLC
31413 Drake Drive
Bay Village, Ohio 44140
email: jfaile.arch@gmail.com

JOHN FAILE ARCHITECTURAL CONSULTING, LLC

DATE: 06-16-2021
REV: 07-09-2021
REV: 07-27-2021
A-1.2

EXISTING EAST
BUILDING ELEVATION

EXISTING SOUTH
BUILDING ELEVATION

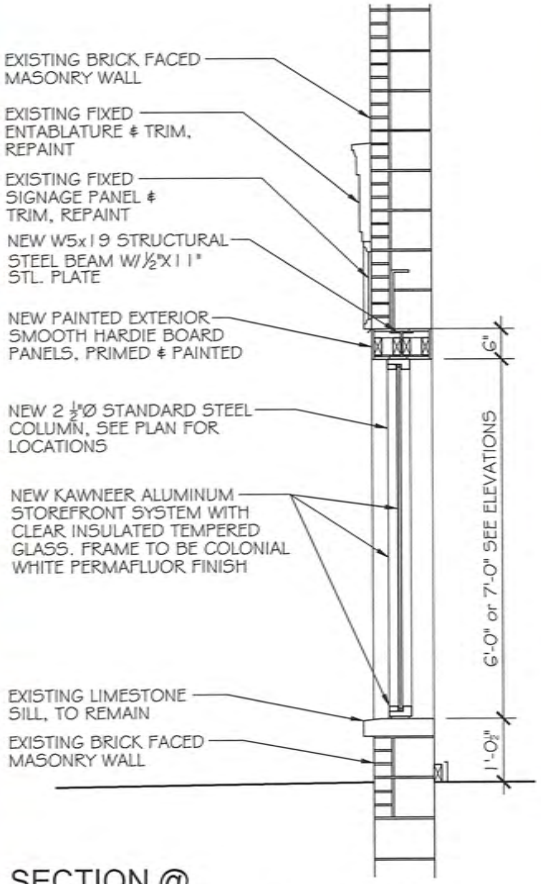

SECTION @
RENOVATED STOREFRONT

SCALE: ½" = 1'-0"

NEW PAINT-MATCH FOR DECORATIVE "BIRDHOUSES", SHERWIN WILLIAMS

NEW PAINT-MATCH FOR SIGNAGE PANELS, SHERWIN WILLIAMS



ALUMINUM STOREFRONT: KAWNEER COLONIAL WHITE.
SHERWIN WILLIAMS COLOR MATCH ARCADE WHITE,
FOR PAINTED HARDIE BOARD PANELS

SELECTED COLORS

SCALE: NONE

ELEVATIONS/ COLORS AND DETAILS

Imperial Home Center
16000 Madison Avenue
Lakewood, Ohio 44107

John Faile Architectural Consulting, LLC
31413 Drake Drive
Bay Village, Ohio 44140
email: jfaile.arch@gmail.com

JOHN FAILE ARCHITECTURAL CONSULTING, LLC

DATE: 06-16-2021
REV: 07-09-2021
REV: 07-27-2021
A-1.3

TRIFAB® VG (VERSAGLAZE®)
TRIFAB® VG 450, 451 & 451T (THERMAL) FRAMING SYSTEMS &
TRIFAB® 451UT (ULTRA THERMAL) FRAMING SYSTEM

KAWNEER

Design + Performance Versatility with Unmatched Fabrication Flexibility

Trifab® VersaGlaze® is built on the proven and successful Trifab® platform – with all the versatility its name implies. There are enough framing system choices, fabrication methods, design options and performance levels to please the most discerning building owner, architect and installer. The 4.5" depth Trifab® VersaGlaze® Framing System family is available with non-thermal, thermal and ultra-thermal performance levels. The ultra-thermal Trifab® 451UT Framing System, is designed for the most demanding thermal performance and employs a dual Isolock® thermal break.

AESTHETICS

Trifab® VersaGlaze® Framing Systems offer designers a choice of front-, center-, back- or multi-plane glass applications. Structural silicone glazing (SSG) and weatherseal glazing options further expand designers' choices, allowing for a greater range of possibilities for specific project requirements and architectural styles. All systems have a 4-1/2" frame depth; Trifab® VersaGlaze® 450 has 1-5/8" sightlines, while Trifab® VersaGlaze® 451/451T and Trifab® 451UT have 2" sightlines.

With seamless incorporation of Kawneer entrances or windows, including GLASSvent® visually frameless ventilators, Trifab® framing can be used on almost any project. These framing systems can also be packaged with Kawneer curtain walls and overhead glazing, thereby providing a full range of proven, and tested, quality products for the owner, architect and installer from a single-source supplier.

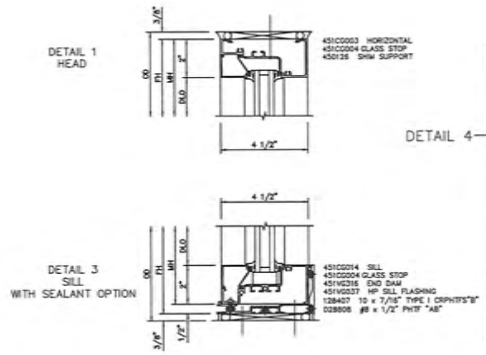

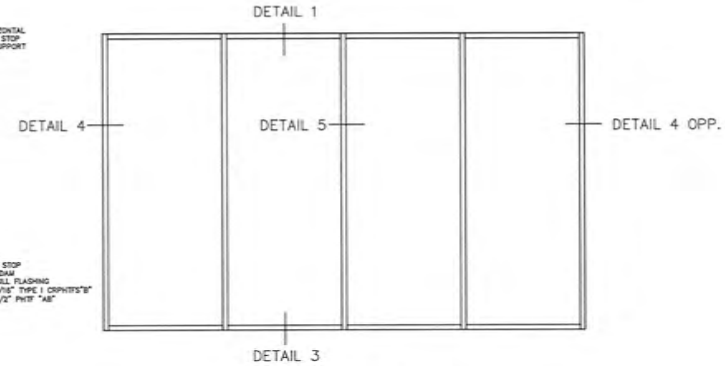

TYPICAL ELEVATION
ELEVATION SCALE: 1/8" = 1'-0"

KAWNEER
AN ARCHONIC COMPANY

ENGINEERING CHANGE: 97910-183 (JUNE 2020)
FILE NAME: KCDC040A SHEET 01 OF 21.DWG

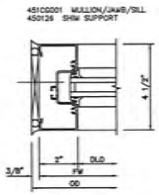

DETAIL 4
JAMB

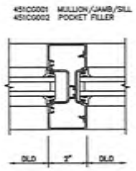

DETAIL 5
STANDARD
VERTICAL MULLION

KAWNEER STOREFRONT SYSTEM

Imperial Home Center

16000 Madison Avenue
Lakewood, Ohio 44107

John Faile, Architectural Consulting, LLC
31413 Drake Drive
Bay Village, Ohio 44140
email: jfaile.arch@gmail.com

JOHN FAILE ARCHITECTURAL CONSULTING, LLC

DATE: 07-20-2021
DATE: 07-27-2021

PRODUCTS

IMPERIAL
HOME CENTER
BATHROOMS
KITCHENS
Imperial

HENS & BATHS


BATH
EXIT
Richelieu
COLLECTION

CABINET
Fine furniture for the home.

FLOORING
EXIT

IMPERIAL
HOME CENTER
KITCHENS & BATHS

DOORS & WINDOWS

BOARD OF BUILDING STANDARDS
ARCHITECTURAL REVIEW BOARD
SIGN REVIEW BOARD

12650 Detroit Avenue • (216) 529-6630 • FAX (216) 529-5907 • www.lakewoodoh.gov

Application Cover Page

Docket No.: 07-92-21

Permit No.: BBS21-000112

Applicant Name: Darryl Brown, World Builders and Contractors LLC

Project Address: 1577 Cordova Ave.

Project Name: n/a

Project: Applicant proposes front porch renovations.

25' X 10' Porch

1577 Cordova Ave.
Lakewood, OH.

* Joist Hangers 16" on center.

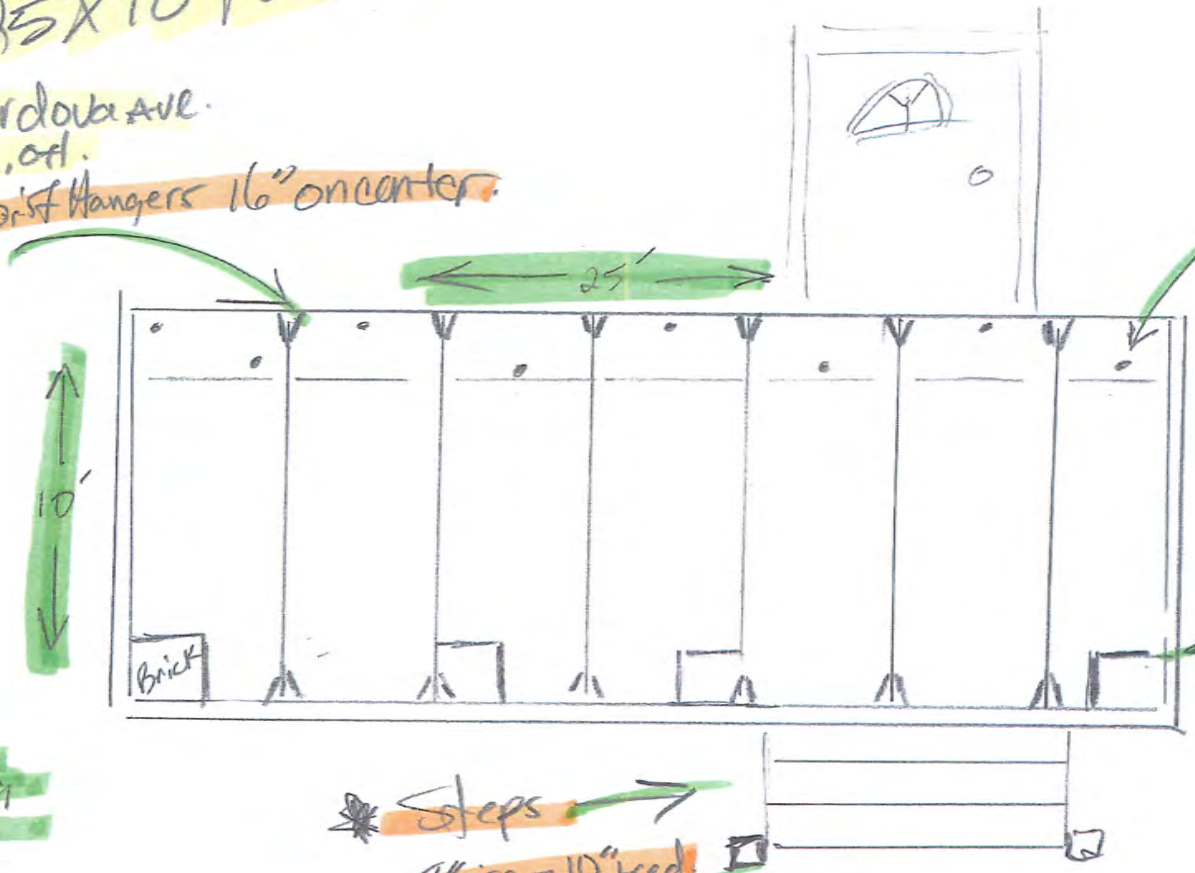

* Ledger Board, Lag Bolt Simpson Strongtier
* Brick columns/footer exsisting

Note: Building on exsisting footers.

* Steps
  8" rise - 10" tred
* 4X4 treated 36" footers.

* all lumber treated 2 X 8 Framing
* use exsisting columns/footers
* ledger lock Strongties
* Joist hangers By Code.

* Skirt Bon Board Azex
* Vinyl lattace
* Banisters/Handrails vinyl
* Spindals 4" space
* Handrails 36" Height

* Steps 8" rise 10" tred.
* Decking trex

Columns 6X6 treated, 8X8 Boxed/wrap
20
existing Deck ceiling existing 7'3"
Columns existing Brick
Vinyl
36" H.
6'
6'
8" wrap vinyl
6X6 treated Boxed
36"
36"
Custom wrap vinyl Boxed 6X6
Decking
existing Columns Brick
Handrails 36"-42" Vinyl
20'
existing Hgt. Elevation from grade. 43"
43"
columns existing
43"
one new footer
6X6 underneath
8" rise
10" tread
footer treated 36"
Steps
Grade







BOARD OF BUILDING STANDARDS
ARCHITECTURAL REVIEW BOARD
SIGN REVIEW BOARD

12650 Detroit Avenue • (216) 529-6630 • FAX (216) 529-5907 • www.lakewoodoh.gov

Application Cover Page

Docket No.: 07-96-21

Permit No.: BBS21-000120

Applicant Name: Mark Reinhold

Project Address: 17711 Lakewood Heights Blvd.

Project Name: n/a

Project: Applicant proposes a front porch addition.

YASKANICH RESIDENCE

17711 LAKEWOOD HEIGHTS BOULEVARD, LAKEWOOD, OHIO 44107

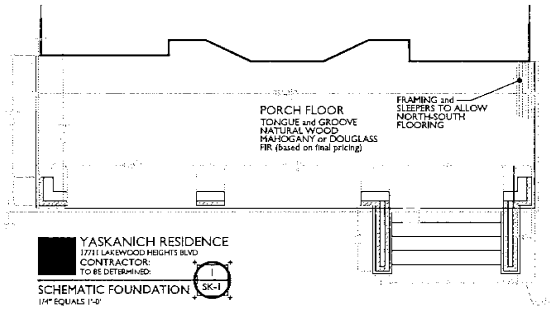

YASKANICH RESIDENCE
17711 LAKEWOOD HEIGHTS BLVD
CONTRACTOR:
TO BE DETERMINED
SCHEMATIC FOUNDATION 1 SK-1
1/4" EQUALS 1'-0"

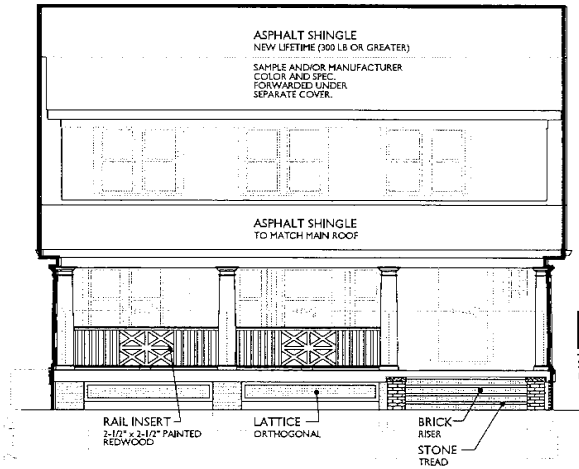

YASKANICH RESIDENCE
17711 LAKEWOOD HEIGHTS BLVD
CONTRACTOR:
TO BE DETERMINED
SCHEMATIC ELEVATION 2 SK-1
1/4" EQUALS 1'-0"

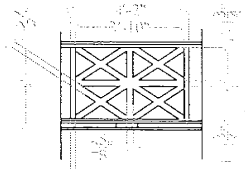

YASKANICH RESIDENCE
17711 LAKEWOOD HEIGHTS BLVD
CONTRACTOR:
TO BE DETERMINED
SCHEMATIC DETAIL 4 SK-1
1/4" EQUALS 1'-0"

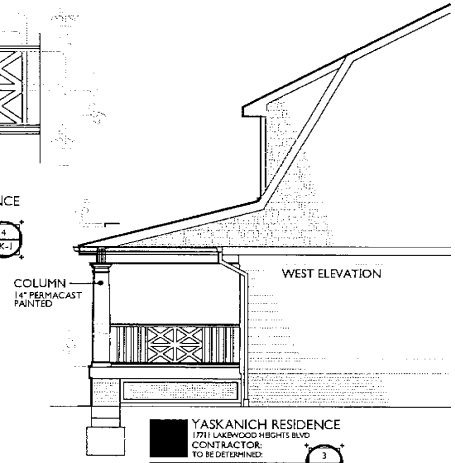

YASKANICH RESIDENCE
17711 LAKEWOOD HEIGHTS BLVD
CONTRACTOR:
TO BE DETERMINED
SCHEMATIC ELEVATION 3 SK-1
1/4" EQUALS 1'-0"

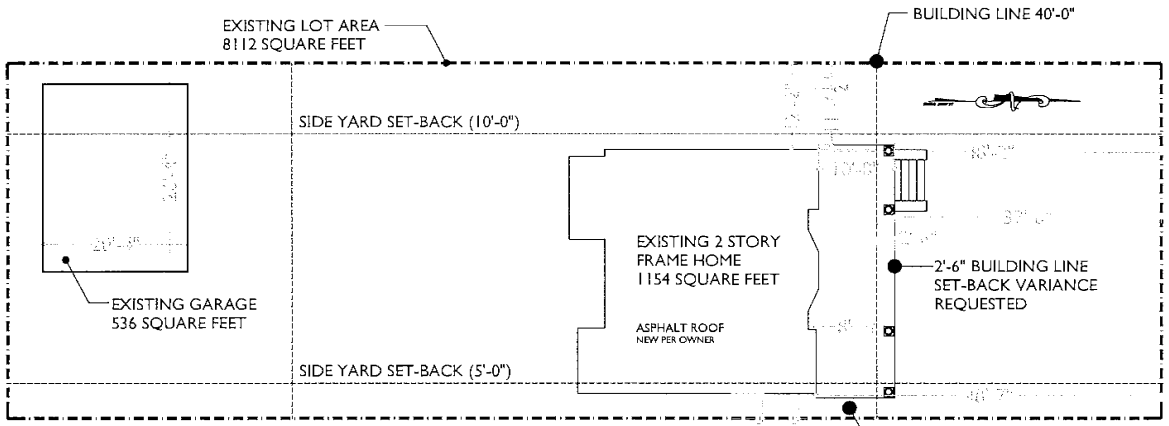

YASKANICH RESIDENCE
17711 LAKEWOOD HEIGHTS BLVD, LAKEWOOD, OH
CONTRACTOR:
TO BE DETERMINED (XXXX)-XXX-XXXX
PROPOSED SITE PLAN 5 SK-1
1/8" EQUALS 1'-0"

15'-0" TOTAL SIDEYARD
SET-BACK REQUIRED
14'-5" TOTAL SET BACK
REQUESTED
7" TOTAL SET BACK
VARIANCE

ZONING CONCERNS PREVIOUSLY APPROVED

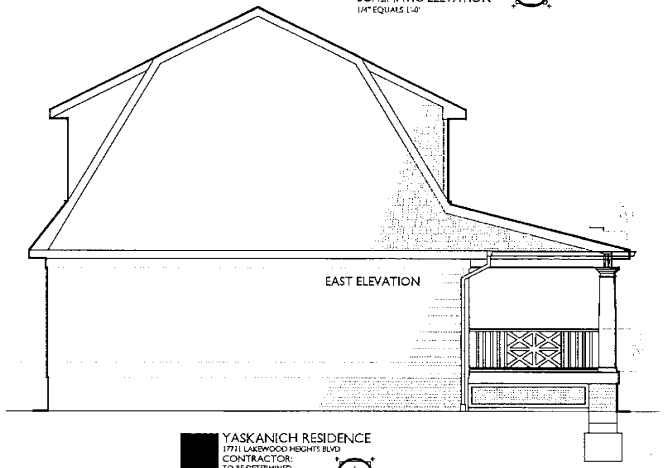

YASKANICH RESIDENCE
17711 LAKEWOOD HEIGHTS BLVD
CONTRACTOR:
TO BE DETERMINED
SCHEMATIC ELEVATION 6 SK-1
1/4" EQUALS 1'-0"

MARK REINHOLD architect

1120 Forest Road, Lakewood, Ohio 44107 (216).906.7097

TO BE DETERMINED
07 13 /2021
XXXXXXXXXXXXXXX
ARCH. BOARD of REVIEW

SEAL:

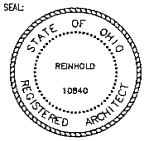

Mark Reinhold
Ohio # 10840
Expiration Date: 12/30/21

YASKANICH RESIDENCE

17711 LAKEWOOD HEIGHTS BOULEVARD, LAKEWOOD, OHIO 44107

DRAWINGS SK-1

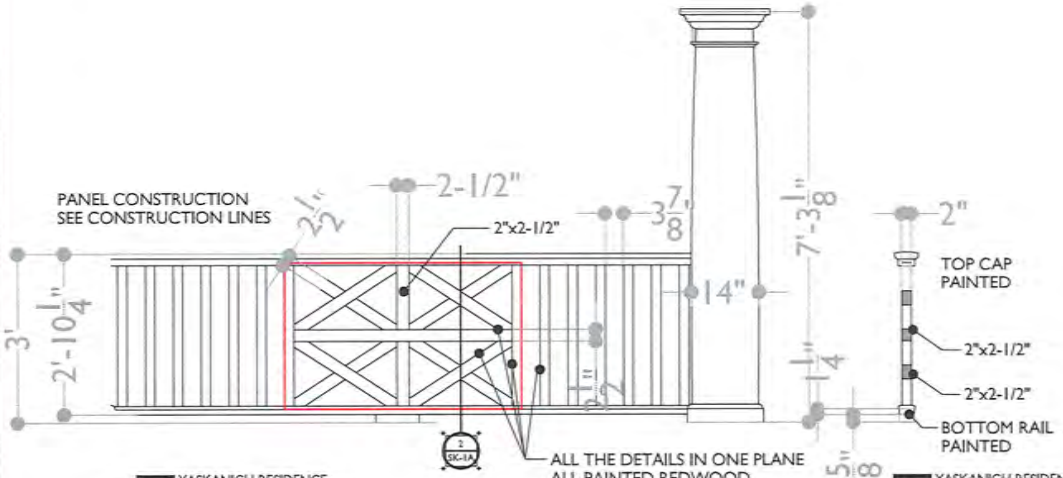

YASKANICH RESIDENCE
17711 LAKEWOOD HEIGHTS BLVD, LAKEWOOD, OH
CONTRACTOR:
TO BE DETERMINED (XXX).XXX.XXXX

ENLARGED RAIL ELEVATION
1" EQUALS 1'-0"

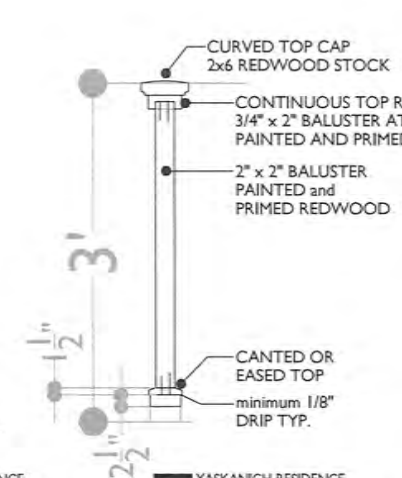

YASKANICH RESIDENCE
17711 LAKEWOOD HEIGHTS BLVD, LAKEWOOD, OH
CONTRACTOR:
TO BE DETERMINED (XXX).XXX.XXXX

ENLARGED RAIL SECTION
1" EQUALS 1'-0"



YASKANICH RESIDENCE
17711 LAKEWOOD HEIGHTS BLVD, LAKEWOOD, OH
CONTRACTOR:
TO BE DETERMINED (XXX).XXX.XXXX

ENLARGED RAIL ELEVATION
2" EQUALS 1'-0"

YASKANICH RESIDENCE
17711 LAKEWOOD HEIGHTS BLVD, LAKEWOOD, OH
CONTRACTOR:
TO BE DETERMINED (XXX).XXX.XXXX

ENLARGED RAIL SECTION
1" EQUALS 1'-0"

MARK REINHOLD architect
1120 Forest Road, Lakewood, Ohio 44107 (216).906.7097

TO BE DETERMINED
7/6/2021
XXXXXXXXXXXXXX
ARCH. BOARD of REVIEW

SEAL:
STATE OF OHIO
REINHOLD
10840
REGISTERED ARCHITECT
Mark Reinhold
Ohio # 10840
Expiration Date: 12/30/21

YASKANICH RESIDENCE

17711 LAKEWOOD HEIGHTS BOULEVARD, LAKEWOOD, OHIO 44107

DRAWINGS SK-1A

Now Including **NorthGate**® **Climate***Flex*® Impact Resistant Shingles

LANDMARK® SERIES

Designer Roofing Shingles



Landmark, shown in Weathered Wood

CertainTeed
SAINT-GOBAIN

Landmark, shown in Weathered Wood

NailTrak®

Fast, Accurate, Visible

The new and improved NailTrak nailing line, a feature on CertainTeed designer shingles.

Now NailTrak is brighter than ever before, with high-visibility lines that stand out whether it's daybreak or dusk.

NailTrak removes the guesswork with three separately defined lines, creating a large area to guide your nailing and a smaller area for extreme steep-slope applications.

QuadraBond™

Advanced Layering

CertainTeed's specially formulated adhesive adheres shingle layers at four points, more than any other manufacturer. This superior bond provides greater protection against shingle delamination to maximize performance over the life of the shingle in any climate.

StreakFighter®

Algae Resistance

The ultimate in stain protection.

Those streaks you see on other roofs in your neighborhood? That's algae, and it's a common eyesore on roofing throughout North America. CertainTeed's StreakFighter technology uses the power of science to repel algae before it can take hold and spread. StreakFighter's granular blend includes naturally algae-resistant copper, helping your roof maintain its curb appeal and look beautiful for years to come.

Granule with StreakFighter Technology

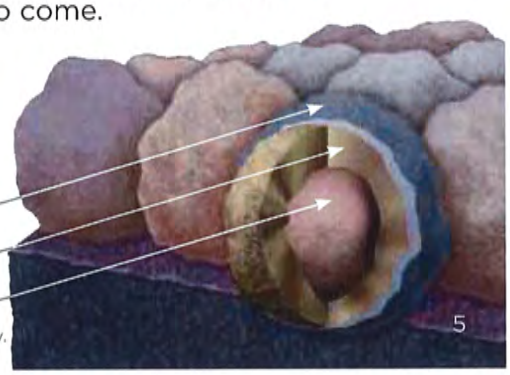

Diagram for illustrative purposes only.

LANDMARK® COLOR PALETTE

Silver Birch

Cobblestone Gray

Weathered Wood

Driftwood

Heather Blend

Burnt Sienna

Atlantic Blue

Hunter Green

Colonial Slate

Georgetown Gray

Pewter

Moire Black

Resawn Shake

Cottage Red

The Expert's Choice

LANDMARK® PRO

A refined union of vision and value, our PRO line leads its class in optimal performance and variety of color.

- Engineered to meet professional contractors' exacting specifications
- Available in a wide selection of eye-catching **Max Def** colors
- Outweighs standard laminates to provide greater protection from the elements

Max Def Moire Black

Landmark PRO, shown in Max Def Moire Black

See next page for full color palette.

LANDMARK® PRO COLOR PALETTE



Max Def Cobblestone Gray



Max Def Georgetown Gray



Max Def Driftwood



Max Def Prairie Wood



Max Def Heather Blend



Max Def Shenandoah



Max Def Atlantic Blue

MAX DEF COLORS

Look deeper. With Max Def, a new dimension is added to shingles with a richer mixture of surface granules. You get a brighter, more vibrant, more dramatic appearance and depth of color. And the natural beauty of your roof shines through.

Max Def Colonial Slate

Max Def Weathered Wood

Max Def Pewter

Max Def Moire Black

Max Def Burnt Sienna

Max Def Resawn Shake

Outstanding Durability

NORTHGATE®
Climate*Flex*®

Featuring the latest advances in polymer science, CertainTeed's **Climate***Flex* technology works at a molecular level to make shingles strong and pliable. The rubber-like qualities of the **Climate***Flex* asphalt formula provides each shingle with improved hail resistance, cold-weather flexibility, and granule adhesion than traditional asphalt shingles.

- Highest industry-rated impact protection
- Better pliability and granule adhesion
- Endures weathering and cold-weather extremes

Max Def Weathered Wood

NorthGate **Climate***Flex, shown in Max Def Weathered Wood*

See next page for full color palette.

NORTHGATE® ClimateFlex® COLOR PALETTE

Max Def Georgetown Gray

Max Def Driftwood

Max Def Moire Black

Max Def Heather Blend

Max Def Weathered Wood

Max Def Pewter

Max Def Burnt Sienna



Max Def Resawn Shake

MAX DEF COLORS

Look deeper. With Max Def, a new dimension is added to shingles with a richer mixture of surface granules. You get a brighter, more vibrant, more dramatic appearance and depth of color. And the natural beauty of your roof shines through.

Top Shelf

LANDMARK® PREMIUM

A sophisticated look, brilliantly executed. Our Premium line is engineered to protect, enhance and endure.

- Outclasses ordinary roofing in both appearance and performance
- Tough two-piece laminated fiberglass-based construction
- Features **Max Def** colors for a deeper, richer mixture of surface granules

Max Def Weathered Wood

Landmark Premium, shown in Max Def Weathered Wood

See next page for full color palette.

LANDMARK® PREMIUM COLOR PALETTE

Max Def Weathered Wood

Max Def Driftwood

Max Def Moire Black

Max Def Heather Blend

Max Def Burnt Sienna

MAX DEF COLORS

Look deeper. With Max Def, a new dimension is added to shingles with a richer mixture of surface granules. You get a brighter, more vibrant, more dramatic appearance and depth of color. And the natural beauty of your roof shines through.

Strength with Style

LANDMARK®

- Dual-layer durability
- Industry-best lifetime limited warranty
- 10-year **Streak***Fighter*® algae-resistance warranty

LANDMARK® PRO

- Dual-layer, high performance
- Max Def color palette
- Industry-best lifetime limited warranty
- 15-year **Streak***Fighter*® algae-resistance warranty

NORTHGATE® **Climate***Flex*®

- UL Classified to UL 2218 Class 4 Impact Resistance
- Dual-layer, high performance
- Max Def color palette
- Industry-best lifetime limited warranty
- 15-year **Streak***Fighter*® algae-resistance warranty

LANDMARK® PREMIUM

- Dual-layer, high performance
- Max Def color palette
- Industry-best lifetime limited warranty
- 15-year **Streak***Fighter*® algae-resistance warranty

LANDMARK SERIES

SPECIFICATIONS

- Two-piece laminated fiberglass-based construction
- Classic shades and dimensional appearance of natural wood or slate

For U.S. building code compliance, see product specification sheets.

CertainTeed products are tested to ensure the highest quality and comply with the following industry standards:

Fire Resistance:

- UL Class A
- UL certified to meet ASTM D3018 Type 1

Wind Resistance:

- UL certified to meet ASTM D3018 Type 1
- ASTM D3161 Class F

Tear Resistance:

- UL certified to meet ASTM D3462
- CSA standard A123.5

Wind Driven Rain Resistance:

- Miami-Dade Product Control Acceptance: Please reference www.certainteed.com to determine approved products by manufacturing location.

Impact Resistance:

- UL certified to meet UL 2218 Class 4 (NorthGate **Climate***Flex*®)

Quality Standards:

- ICC-ES-ESR-1389 & ESR-3537

WARRANTY

- Lifetime limited transferable warranty against manufacturing defects on residential applications
- 50-year limited transferable warranty against manufacturing defects on group-owned or commercial applications
- **Streak***Fighter*® algae-resistance warranty (10-year – Landmark, 15-year – Landmark PRO, NorthGate **Climate***Flex*® and Landmark Premium)
- 10-year SureStart™ protection
- 15-year 110 mph wind-resistance warranty
- Wind warranty upgrade to 130 mph available. CertainTeed starter and CertainTeed hip and ridge required

See actual warranty for specific details and limitations.

Product Comparison

	Traditional Designer Shingle Style	Industry Leading Granule Adhesion	Warranty Duration	Algae Warranty Coverage	Product Weight
Landmark	✓	✓	Lifetime	10-Year	✓
Landmark PRO	✓	✓	Lifetime	15-Year	✓✓
NorthGate ClimateFlex®	✓	✓	Lifetime	15-Year	✓✓
Landmark Premium	✓	✓	Lifetime	15-Year	✓✓✓

Depth/ Dimensional Appearance	**Nail***Trak*	Max Def Colors	**Climate***Flex* Technology (Cold Weather Installation)	**Climate***Flex* Technology (Impact Resistance)	Value Rating
✓	✓				Good
✓✓	✓	✓			Better
✓✓	✓	✓	✓	✓	Best
✓✓	✓	✓			Best



BOARD OF BUILDING STANDARDS
ARCHITECTURAL REVIEW BOARD
SIGN REVIEW BOARD

12650 Detroit Avenue • (216) 529-6630 • FAX (216) 529-5907 • www.lakewoodoh.gov

Application Cover Page

Docket No.: 08-108-21

Permit No.: BBS21-000125

Applicant Name: Matthew Gallagher

Project Address: 1334 Park Row Ave.

Project Name: n/a

Project: Applicant proposes renovation of a front porch.

1334 Park Row
44107

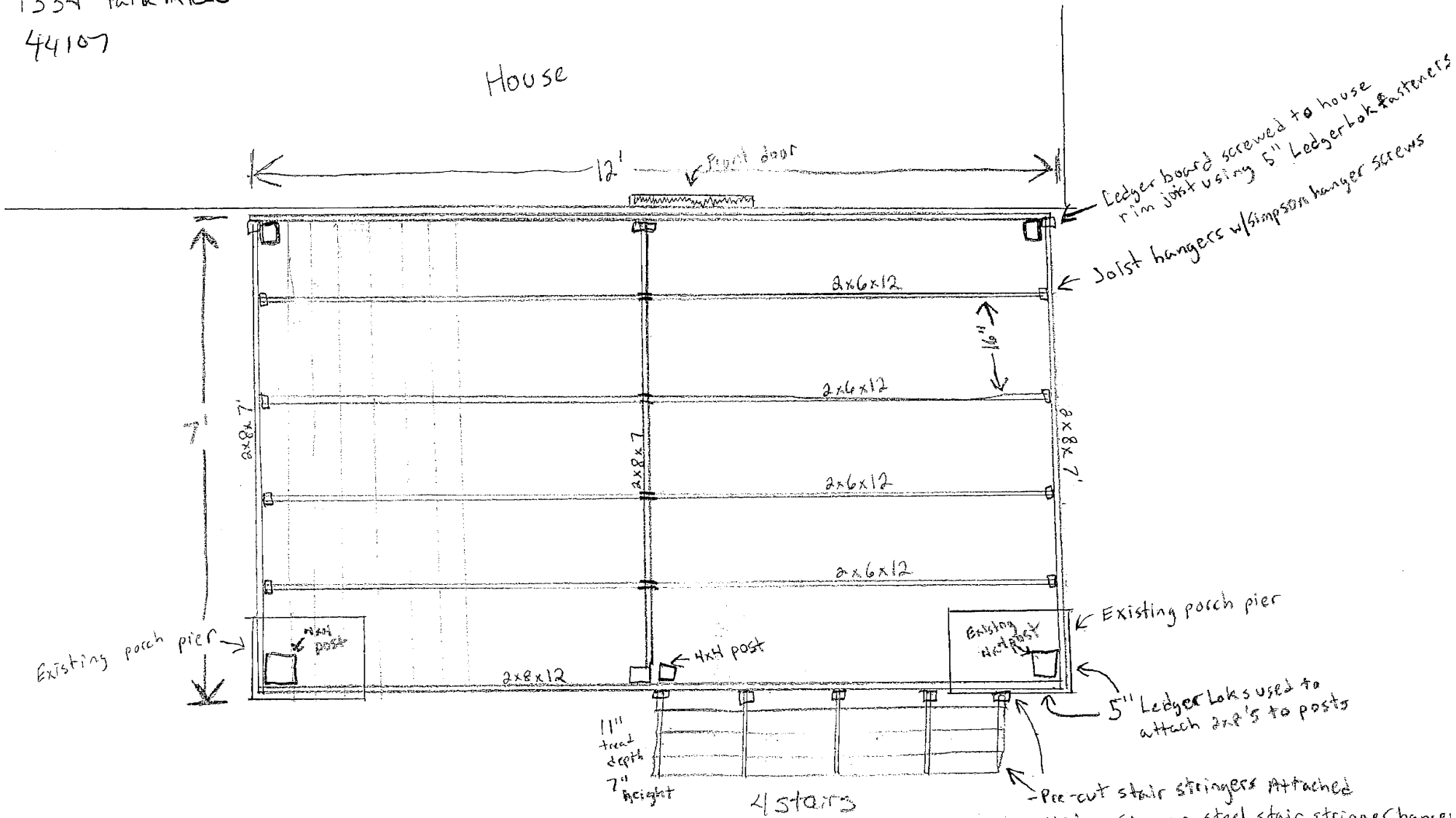

Railings - Pre-made purchased from Home depot; 2x4 will be added @ top and bottom to sandwich the spindles

1334 Park Row
44107

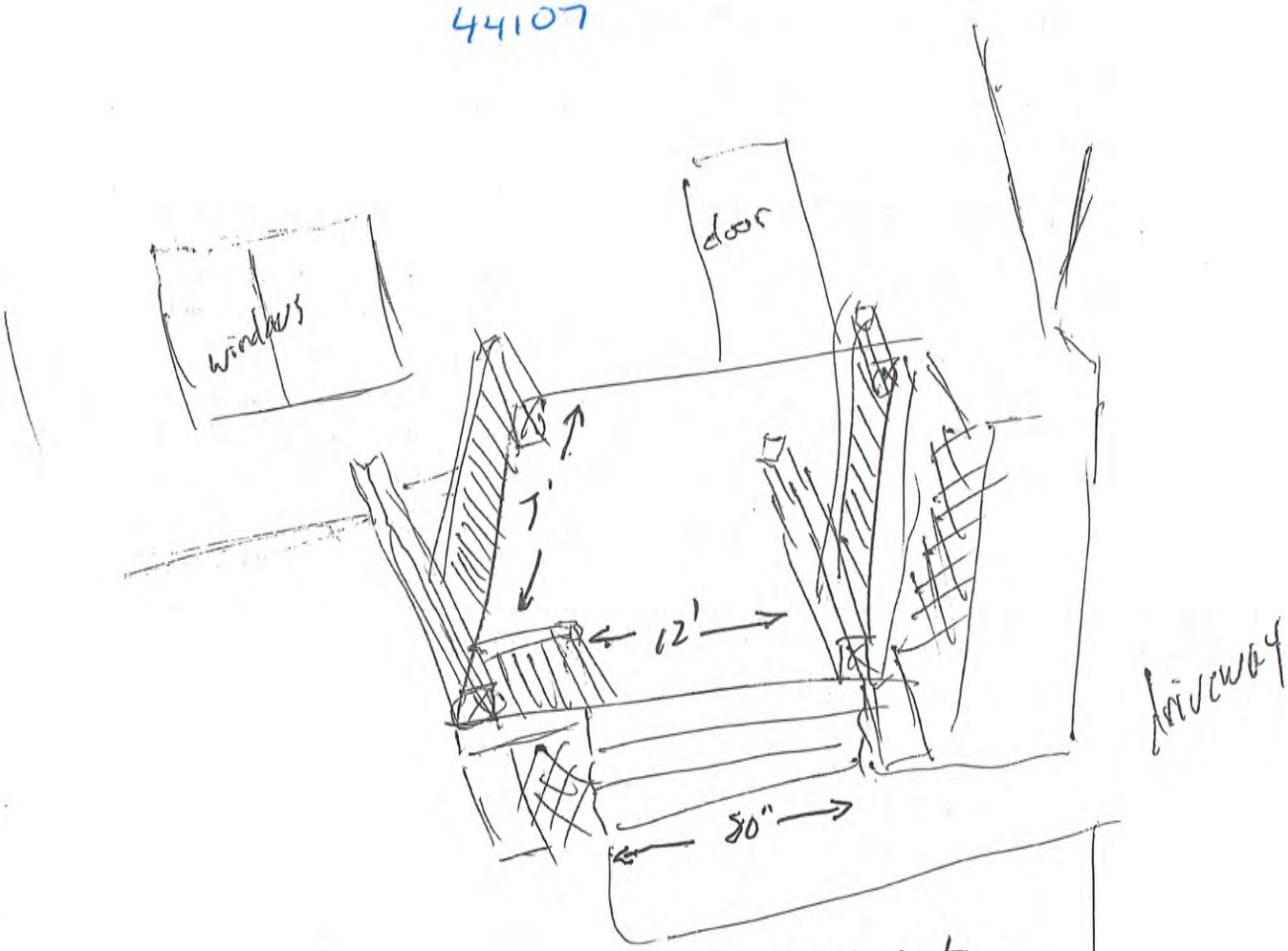

2 x 6 joists
2 x 8 box plates
12 x 8 header midway under deck

pressure treated lumber
5/4 deck boards
deck screws 1 5/8"
4 x 4 posts
"ledger-loc" 5 1/2" x 3/8"
plastic lattice
joist handers w/ simpson screws
pre-cut stringers w/ 7" risers
pre-made rails w/ added 2x4 top/bottom

Drop box - Blue
On-line
Lakewood Ohio 44

Account: 101-0000-321.30.01

REFERENCE No. BBS21-000125
DOCKET No. _____
FEE PAID _____

APPLICATION

ARCHITECTURAL BOARD OF REVIEW / SIGN REVIEW BOARD / BOARD OF BUILDING STANDARDS

Project Name Gallagher Porch

Project Address 1334 Park Row Ave

Applicant Name Matthew Gallagher

Applicant Address _____
(if different than above)

Applicant Contact (440) 532 - 0614

mjgallagher1966 @ gmail.com

Brief Project Description Renovating existing front porch

Signature: Matthew Gallagher

Date: 4/8/20 6/16/20

REVIEW REQUESTED (Check all that apply to your project)

✓ **Architectural Board of Review** (Review Fee: Commercial $50, Residential $25)

Examples: New building, changes to the exterior of a building (additions, material changes), installation or modification of fencing, construction or modification of a parking lot. See Code Chapter 1325 for regulations

____ **Sign Review Board** (Review Fee: $25)

All new commercial signs, modifications to upgrades or existing signs / sign lighting.
Note: If combined area of signs is 1.5x the width of the building or storefront, apply for a BBS variance below.
See Code Chapter 1329 for Sign Regulations.

____ **Board of Building Standards** (Review Fee: $25)

All requests for variances to the Building Code. Appeals to decisions made by the Building Commissioner.

AUTHORIZATION FOR PROPERTY ACCESS

In signing this application, I authorize members of the City's Building Department and/or Planning Department to access my property for the limited purposes of photographing and verifying the location and dimension of the area affected by my application.

Are there any dog(s) on the property? _____ Yes ✓ No

Owner Name Matthew Gallagher

Property Address 1334 Park Row Ave

Owner / Agent Contact (440) 532 - 0614

mjgallagher1966 @ gmail.com

Owner / Agent Signature Matthew Gallagher

Date: ~~4/8/20~~ MJM 6/16/21
Resubmit

Office Use Only: Reviewed and Accepted by: _____ Date: _____

Ordinance _____ Section _____ Remarks _____

1334

1334

1334

BOARD OF BUILDING STANDARDS
ARCHITECTURAL REVIEW BOARD
SIGN REVIEW BOARD

12650 Detroit Avenue • (216) 529-6630 • FAX (216) 529-5907 • www.lakewoodoh.gov

Application Cover Page

Docket No.: 08-109-21

Permit No.: BBS21-000126

Applicant Name: Brandin Schmidt, Liberty Home Contractors

Project Address: 1345 Warren Rd.

Project Name: n/a

Project: Applicant proposes second floor railing replacement and removal of awning.

reference photographs

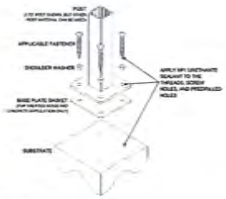

"A" post connection

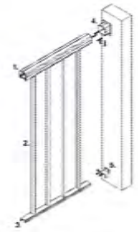

"B" wall/post connection

"C" post connection

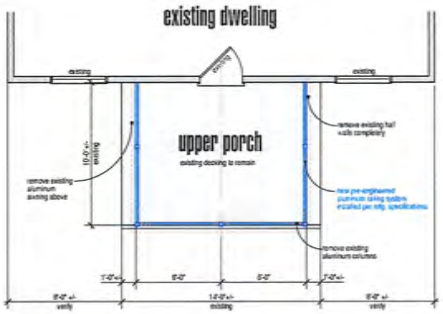

porch plan

scale 1/4" = 1'-0"

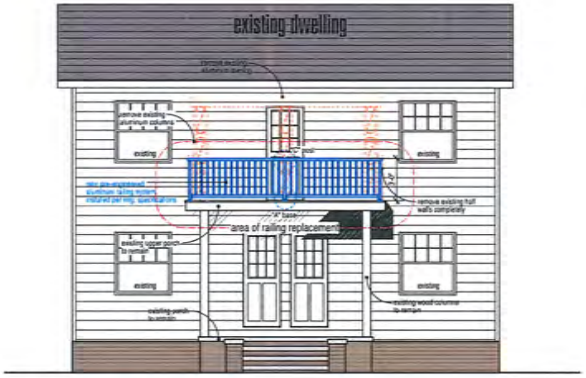

rear elevation

scale 1/4" = 1'-0"

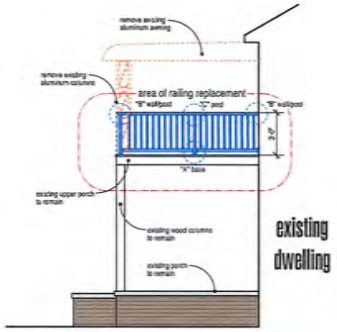

right side elevation

scale 1/4" = 1'-0"

design visions, inc.
4503 state road
cleveland, ohio 44109
440-735-2600
designvisions.com

sheet 1 plans - elevations

notice:
Construction from these plans must be in strict compliance with all applicable local, state, and federal building codes and regulations. All dimensions and site conditions must be verified by the contractor prior to construction. Design Visions, Inc. does not assume any liability for errors or omissions on this plan, unless advised in writing of such errors or omissions prior to commencement of construction.

miller residence

PORCH RAILING REPLACEMENT
1345 warren road lakewood, ohio 44107

Liberty Home Contractors
13963 Enterprise Avenue
Cleveland, Ohio 44135
216-433-7144

copyright:
The use of this plan is limited to a specific project for the purchaser and for the construction of one building. This plan is the property of Design Visions, Inc. The purchaser of the plan is granted limited license to reproduce these plans for the construction of one building only. Any further reproduction or redistribution without written consent of Design Visions, Inc. is prohibited. Violation is subject to penalty under law.

issued: 07/15/21
- first draft
- progress
- design review
- bid-estimates
- permit
- not for construction
- approval
- revised

140

1

reference photographs

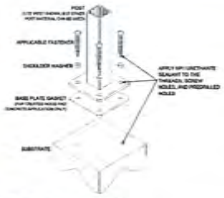

"A" post connection

"B" wall/post connection

"C" post connection

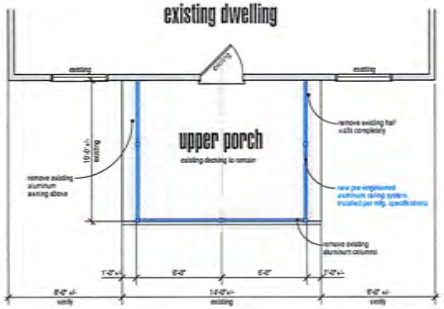

porch plan

scale 1/4" = 1'-0"

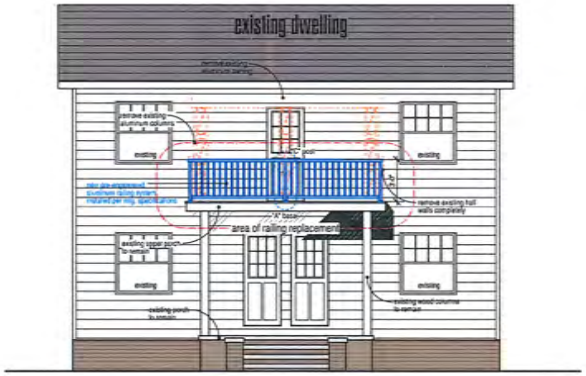

rear elevation

scale 1/4" = 1'-0"

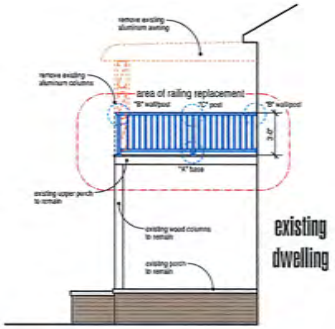

right side elevation

scale 1/4" = 1'-0"

design visions, inc.
4503 state road
cleveland, ohio 44109
440-725-2600
designvisions.com

sheet 1 plans - elevations

notice:
Construction from these plans must be in strict compliance with all applicable codes, and local building and zoning regulations. All dimensions and site conditions must be verified prior to commencement of construction. Design Visions, Inc. does not assume any liability for errors or omissions on the plan, unless notwithstanding of such errors or omissions prior to commencement of construction.

miller residence

PORCH RAILING REPLACEMENT
1345 warren road lakewood, ohio 44107

Liberty Home Contractors
13563 Enterprise Avenue
Cleveland, Ohio 44135
216-433-7144

copyright:
The use of this plan is limited to a specific project for the purchaser and for the construction of one building. This plan is the property of Design Visions, Inc. The purchaser of this plan is granted a non-exclusive, non-transferable license for the construction of one building only. Any further distribution or reproduction without prior written permission is strictly prohibited. Violators subject to penalty under law.

issued: 2015/5/21
- first draft
- progress
- design review
- bid-estimates
- permit
- not for construction
- approval
- revised

140

1

reference photographs

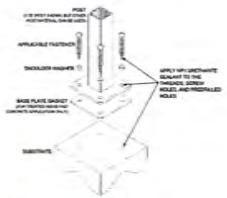

"A" post connection

"B" wall/post connection

"C" post connection

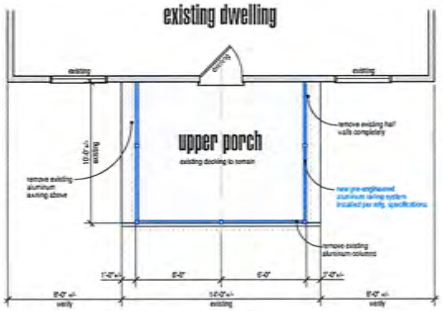

porch plan

scale 1/4" = 1'-0"

rear elevation

scale 1/4" = 1'-0"

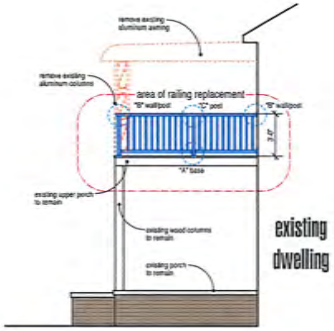

right side elevation

scale 1/4" = 1'-0"

design visions, inc.
4503 state road
cleveland, ohio 44109
440-735-2600
designvisions.com

sheet 1 plans - elevations

notice:
Construction from these plans must be in strict compliance with all applicable building and federal building codes and regulations. All dimensions and site conditions must be verified prior to commencement of construction. Design Visions, Inc. does not assume responsibility for errors or omissions in the plans, nor does it assume responsibility for the accuracy of such errors or omissions prior to commencement of construction.

miller residence

PORCH RAILING REPLACEMENT
1345 warren road lakewood, ohio 44107

Liberty Home Contractors
1565 Elmore Ave
Cleveland, Ohio 44135
216-433-7144

copyright:
The use of this plan is limited to a specific project for the purchaser and for the construction of one building. This plan is the property of Design Visions, Inc. The purchaser of this plan is granted limited license to the construction of one building only. Any other use, including but not limited to reproduction and written permission is strictly prohibited. Violators subject to penalty under law.

issued: 8/20/2021
- first draft
- progress
- design review
- bid/estimates
- permit
- not for construction
- approval
- revised

140

1

13936 Enterprise Ave.
Cleveland, Ohio 44135
Phone: 216-433-7144
Fax: 216-433-7147
www.libertyhc.com



6 6-Porch overview (3) Date Taken: 11/18/2020

RAILING TO BE AT OUTSIDE OF CANOPY. RAILING TO BE WOOD PAINTED TO MATCH EXISTING STRUCTURE.

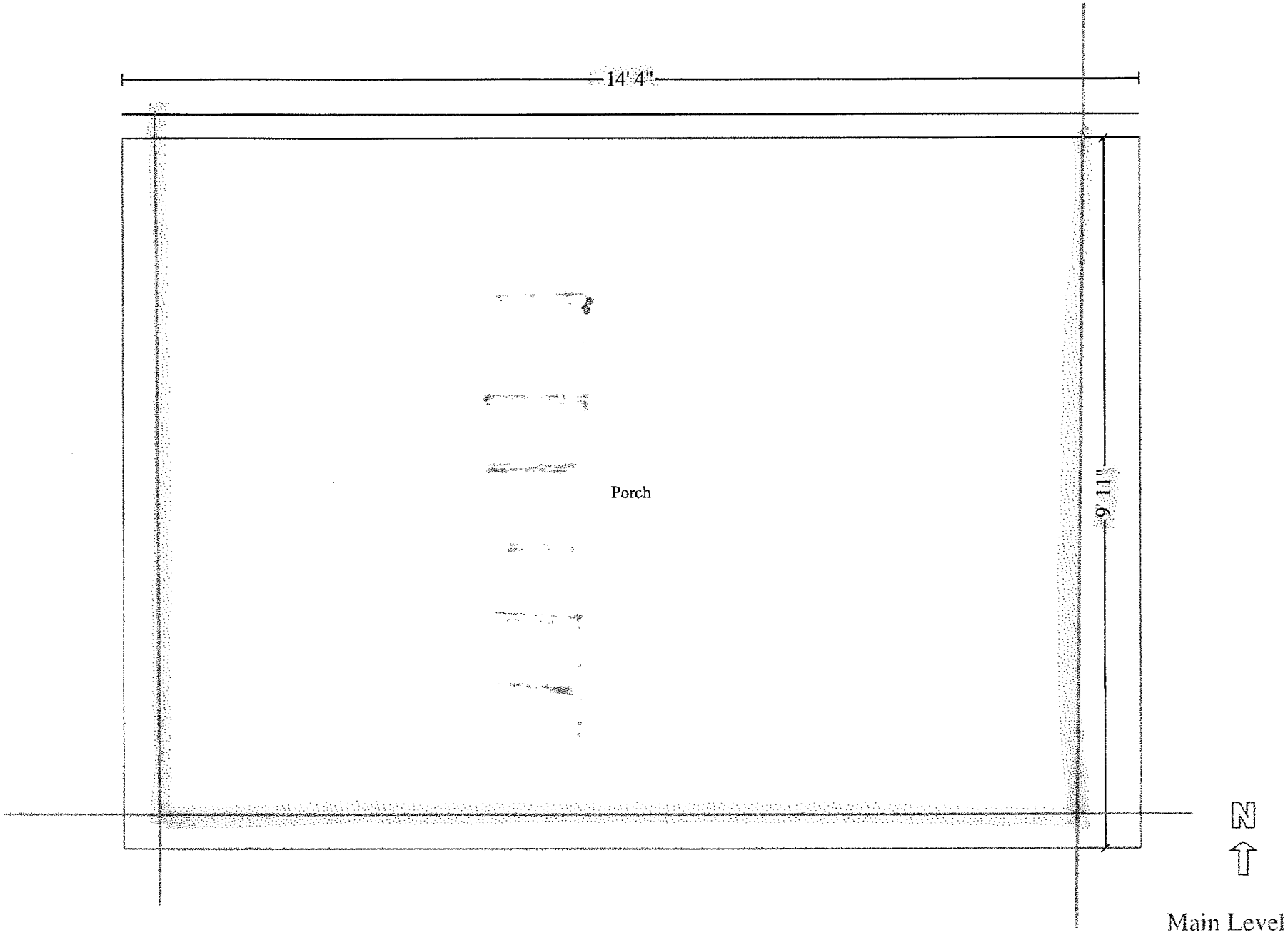
14' 4"
9' 11"
Porch
N
Main Level

Southern yellow pine molded for a smooth feel and a finished look

Severe Weather Above Ground pressure treated exterior wood protected by Ecolife (EL2) preservative

Ecolife (EL2) provides built-in water repellency that reduces surface cracking and checking compared to ordinary treated wood

Treatment meets American Wood Protection Association (AWPA) standards and is building code compliant (IRC and IBC)

For optimal performance, allow treated wood to dry thoroughly before applying stain, paint or sealant coatings

Lifetime limited warranty protects against damage by fungal decay and termite attack

Use building code approved fasteners and hardware. Hot-dipped galvanized or stainless-steel is recommended

Two handrails and 15 balusters are pre-assembled for easy installation (posts and caps not included)

Use and Care Manual
PDF

Installation Manual
PDF

Warranty Guide
PDF

SPECIFICATIONS

eries Name	N/A	**Length Measurement**	6-ft
otal Number of Pieces	1	**Assembly**	Assembled
laximum Opening (Inches)	3.5	**Width Measurement**	1.5-in
ype	Deck rail kit	**Dimensions (L x W x H)**	6-ft x 1.5-in x 33-in
linimum Opening (Inches)	3	**Material**	Wood

+ **Show All**

Severe Weather 6-ft x 1.5-in x 33-in Pressure Treated Wood Pressure Treated Wood Deck Rail Kit Balusters Included (Assembled)

$62.98

Add to Cart

Overview | Specifications | Reviews | Questions & Answers | Compare | Product Features

RAILING POST CAP

Freedom 4-in x 4-in White PVC Deck Post Cap $8.97

Add to Cart

Overview | Specifications | Reviews | Questions & Answers | Compare | Product Features

Freedom 4-in x 4-in White PVC Deck Post Cap

Freedom 4-in x 4-in White PVC Deck Post Base Trim

uy Both

] **Freedom** 4-in x 4-in White PVC Deck Post Cap
$8.97

] **Freedom** 4-in x 4-in White PVC Deck Post Base Trim
$7.45

Subtotal $16.42

Add 2 Items to Cart

VERVIEW

- For use with Freedom Lincoln railing systems
- Fits over 4-in x 4-in posts
- Heavy duty, low-maintenance vinyl construction
- Easy to install
- Posts sold separately
- Transferable Limited Warranty

Warranty Guide PDF

Installation Manual PDF

SPECIFICATIONS

eries Name	N/A	**Color/Finish Family**	White
laterial	PVC	**Package Quantity**	1
its Common Post leasurement	4-in x 4-in	**Warranty**	Transferrable limite

Freedom 4-in x 4-in White PVC Deck Post Cap

$8.97

Add to Cart

Overview | Specifications | Reviews | Questions & Answers | Compare | Product Features

or Use with Porches	✓	Actual Width (Inches)	3.75
lanufacturer Color/Finish	White	Actual Length (Inches)	5.75
		Hardware Included	✕

REVIEWS

5 out of **5**

Write a Review

5 ★

4 ★

+ Show More

COMMUNITY Q & A

Questions

Ask a Question

TREATED 4x4x8' LUMBER

4 x 4 8'

Brooklyn Lowe's Open until 10 PM >

Prices, Promotions, styles, and availability may vary. Our local stores do not honor online pricing. Prices and availability of products and services are subject to change without notice. Errors will be corrected where discovered, and Lowe's reserves the right to revoke any stated offer and to correct any errors, inaccuracies or omissions including after an order has been submitted.

uilding Supplies / Lumber & Composites / Pressure Treated Lumber



$8.57

1034

View Q&A

Severe Weather 4-in x 4-in x 8-ft #2 Square Pressure Treated Lumber

Item #450135 Model #441[illegible]

Common dimensions: 4-in x 4-in x 8-ft; actual dimensions: 3.5-in x 3.5-in x 8-ft

#2 Grade southern yellow pine

Severe Weather Ground Contact pressure treated exterior wood protected with Micronized Copper Azole (MCA-C) with BARamine provides lasting...

Common Length Measurement
8-Ft

Common Measurement (L x W)
4-In X 4-In

1 +
Qty

Add to Cart

Buy This Now

Free Store Pickup
1087 Available at Brooklyn Lowe's
Aisle 53 | Bay 16

Delivery
Available

Severe Weather 4-in x 4-in x 8-ft #2 Square Pressure Treated Lumber

$8.57

Add to Cart

Overview | Specifications | Reviews | Questions & Answers | Compare | Product Features



evere **Weather** 4-in x 4-in 8-ft #2 Square Pressure reated Lumber

QUIKRETE 80-lb All-purpose Concrete Mix



Severe Weather 1-in x 5.5-in W x 6-ft H Pressure Treated Pine Fence Picket

2-in x 4-in x 96-in Whitewood Stud

·uy all 4

] **Severe Weather** 4-in x 4-in x 8-ft #2 Square Pressure Treated Lumber
$8.57

] **QUIKRETE** 80-lb All-purpose Concrete Mix
$4.88

] **Severe Weather** 1-in x 5.5-in W x 6-ft H Pressure Treated Pine Fence Picket
$3.08

] 2-in x 4-in x 96-in Whitewood Stud
$5.98

Subtotal $22.51

Add 4 Items to Cart

)VERVIEW

ressure treated southern yellow pine lumber with a lifetime limed warranty.

Severe Weather 4-in x 4-in x 8-ft #2 Square Pressure Treated Lumber

$8.57

Add to Cart

Overview **Specifications** **Reviews** **Questions & Answers** **Compare** **Product Features**

in x 8-ft

#2 Grade southern yellow pine

Severe Weather Ground Contact pressure treated exterior wood protected with Micronized Copper Azole (MCA-C) with BARamine provides lasting support and protection for all-purpose applications

Suitable for burial or contact with the ground and fresh water immersion applications

Severe Weather ground contact treated lumber is suitable for direct contact with aluminum flashing; fasteners should be hot-dipped galvanized (meeting ASTM A 153) and connectors (ASTM A 653 class G185 sheet) or better

Severe Weather ground contact treated lumber meets American Wood Protection Association (AWPA) standards and is building code compliant (IRC and IBC)

Limited warranty protects against damage by fungal decay or termite attack which could render the wood structurally unfit for which it was intended

For optimal performance of paint and stain coatings, allow the wood to dry after installation, and apply a UV protective finish to enhance the long-term beauty

Ideal choice for decks, gazebos and all exterior projects

Warranty Guide
PDF

Use and Care Manual
PDF

SPECIFICATIONS

eries Name	N/A
or Use with Decking	✔
ommon Length leasurement	8-ft
NSPSC	30103600
ontact Type Allowed	Ground contact

Warranty	Lifetir limite
Industry Standard Min Thickness (Inches)	3.5
Industry Standard Minimum Width (Inches)	3.5
Industry Standard Minimum Length (Feet)	8.0
Common Measurement (T x	4-in x 4

Severe Weather 4-in x 4-in x 8-ft #2 Square Pressure Treated Lumber

$8.57

Add to Cart

Overview | Specifications | Reviews | Questions & Answers | Compare | Product Features

For Use with Landscaping ✔



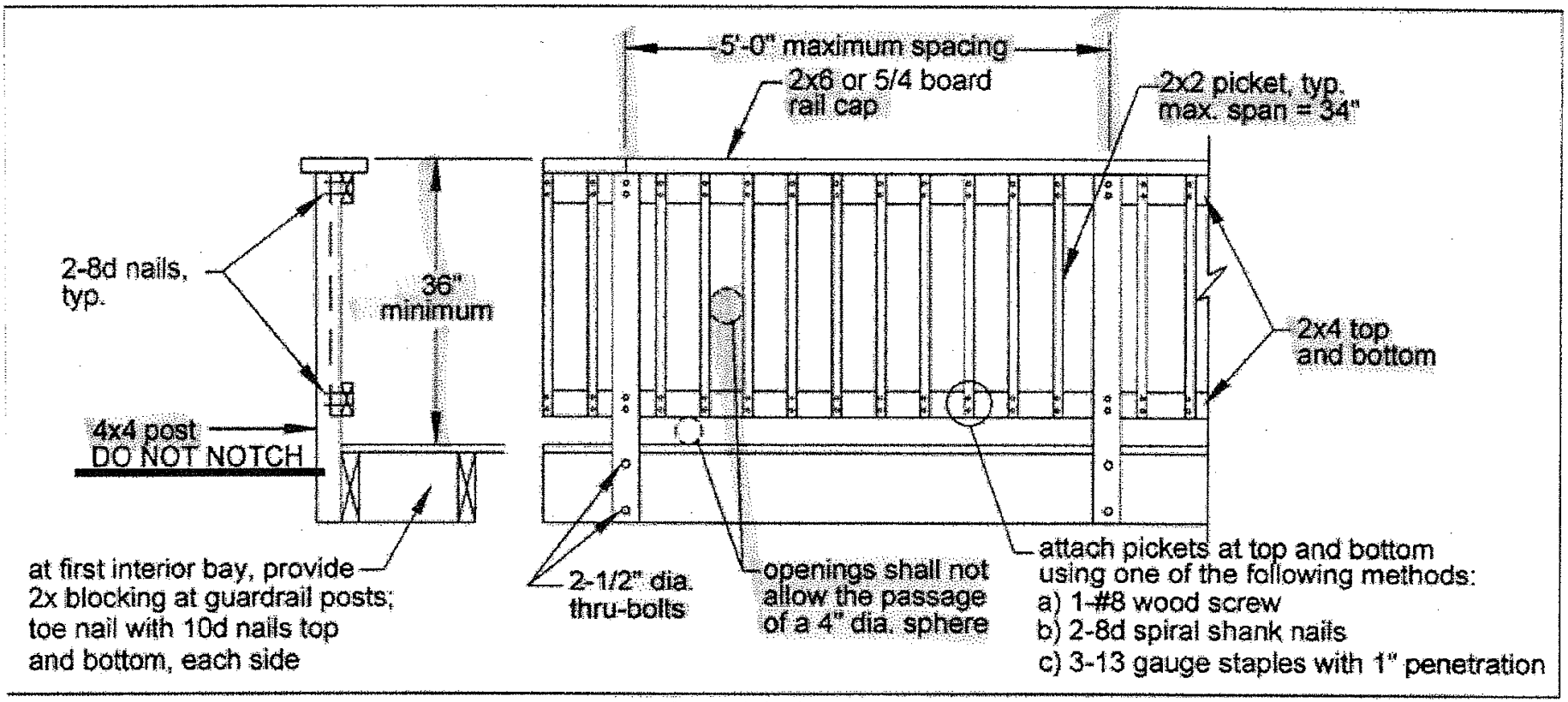

FIGURE 24: TYPICAL GUARDRAIL DETAIL

What are you looking for today?

Green Lowe's Open until 10 PM >

Prices, Promotions, styles, and availability may vary. Our local stores do not honor online pricing. Prices and availability of products and services are subject to change without notice. Errors will be corrected where discovered, and Lowe's reserves the right to revoke any stated offer and to correct any errors, inaccuracies or omissions including after an order has been submitted.

uilding Supplies / Lumber & Composites / Pressure Treated Lumber

SIMILAR ITEMS



15.98

1412

evere Weather 4-in x
-in x 8-ft #2 Pressure
eated Lumber

Add to Cart



$15.77

1025

Severe Weather 4-in x
4-in x 8-ft #2 Square
Pressure Treated

Add to Cart

Severe Weather 4-in x 4-in x 8-ft #2
Pressure Treated Lumber

$14.37

Back To Top

Overview Specifications Reviews Questions & Answers Product Features



+3 more

$14.37

(628)

View Q&A

Severe Weather 4-in x 4-in x 8-ft #2 Pressure Treated Lumber

Item 5[illegible] Model [illegible]

THIS ITEM IS OUT OF STOCK
We'll notify you once this item is back in stock.

Enter Email Address

Notify Me

Common dimensions: 4-in x 4-in x 8-ft actual dimensions: 3.5-in x 3.5-in x 8-ft
#2 Grade southern yellow pine
Severe Weather Ground Contact pressure treated exterior wood protected with Copper Azole (CA-C) provides lasting support and protection for all-purpose...

Common Length Measurement
8-Ft

Common Measurement (L x W)
4-in X 4-in

Store Pickup
Unavailable for Pickup at Green Lawn
Check Other Stores

Delivery
Currently Unavailable

VERVIEW

Common dimensions: 4-in x 4-in x 8-ft; actual dimensions: 3.5-in x 3.5-in x 8-ft

#2 Grade southern yellow pine

Severe Weather Ground Contact pressure treated exterior wood protected with Copper Azole (CA-C) provides lasting support and protection for all-purpose applications

Suitable for burial or contact with the ground and fresh water immersion applications

Ground Contact treatments are not suitable for direct contact with aluminum or un-coated metal products

Treatment meets American Wood Protection Association (AWPA) standards and is building code compliant (IRC and IBC)

Lifetime Limited Warranty that protects against damage by fungal decay or termite attack which makes the wood structurally unfit for which it was intended

For optimal performance of paint and stain coatings, allow the wood to dry after installation, and apply a UV protective finish to enhance the long-term beauty

Use building code approved fasteners and hardware. Use dipped galvanized

Use and Care Manual
PDF

Warranty Guide
PDF

Severe Weather 4-in x 4-in x 8-ft #2 Pressure Treated Lumber

$14.37

Back To Top

Overview **Specifications** **Reviews** **Questions & Answers** **Product Features**

or Use with Decking	×
ommon Length easurement	8-ft
NSPSC	30103600
ontact Type Allowed	Ground contact
or Use with Fencing	×
reen or Kiln-Dried	Kiln-dried

Warranty	limited
Industry Standard Min Thickness (Inches)	3.5
Industry Standard Minimum Width (Inches)	3.5
Industry Standard Minimum Length (Feet)	8.0
Common Measurement (T x W)	4-in x 4-i
Grade	#2
Meets AWPA Standards	✓
For Use with Landscaping	✓

COMPARE

	THIS ITEM		
ame		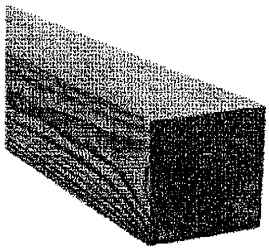	
	MORE OPTIONS AVAILABLE	MORE OPTIONS AVAILABLE	MO
	Severe Weather 4-in x 4-in x 8-ft #2 Pressure Treated Lumber	**Severe Weather** 4-in x 4-in x 10-ft #2 Pressure Treated Lumber	**Se** 4-ir Pre Lur

Severe Weather 4-in x 4-in x 8-ft #2 Pressure Treated Lumber

$14.37

Back To Top

Overview Specifications Reviews Questions & Answers Product Features

deck wood railing

Green Lowe's Open until 10 PM >

Prices, Promotions, styles, and availability may vary. Our local stores do not honor online pricing. Prices and availability of products and services are subject to change without notice. Errors will be corrected where discovered, and Lowe's reserves the right to revoke any stated offer and to correct any errors, inaccuracies or omissions including after an order has been submitted.

uilding Supplies / Decking / Deck Railing



+1 more

$62.98

102

View Q&A

$59.83 Save 5% on eligible purchases made with your Lowe's Advantage Card

Learn how

Severe Weather 6-ft x 1.5-in x 33-in Pressure Treated Wood Pressure Treated Wood Deck Rail Kit Balusters Included (Assembled)

Item 1400040 Model 8HT661 HBL

- Southern yellow pine molded for a smooth feel and a finished look
- Severe Weather Above Ground pressure treated exterior wood protected by Ecolife (EL2) preservative
- Ecolife (EL2) provides built-in water repellency that reduces surface cracking and checking compared to ordinary treated wood

Manufacturer Color/Finish: Pressure treated wood

1 +

Qty

Add to Cart

Buy This Now

Free Store Pickup
16 Available at
Green Lowe's
Aisle 52 | Bay 16

Delivery

Severe Weather 6-ft x 1.5-in x 33-in Pressure Treated Wood Pressure Treated Wood Deck Rail Kit Balusters Included (Assembled)

$62.98 Add to Cart

Overview | Specifications | Reviews | Questions & Answers | Compare | Product Features

VERVIEW

Southern yellow pine molded for a smooth feel and a finished look

Severe Weather Above Ground pressure treated exterior wood protected by Ecolife (EL2) preservative

Ecolife (EL2) provides built-in water repellency that reduces surface cracking and checking compared to ordinary treated wood

Treatment meets American Wood Protection Association (AWPA) standards and is building code compliant (IRC and IBC)

For optimal performance, allow treated wood to dry thoroughly before applying stain, paint or sealant coatings

Lifetime limited warranty protects against damage by fungal decay and termite attack

Use building code approved fasteners and hardware. Hot-dipped galvanized or stainless-steel is recommended

Two handrails and 15 balusters are pre-assembled for easy installation (posts and caps not included)

Use and Care Manual
PDF

Installation Manual
PDF

Warranty Guide
PDF

SPECIFICATIONS

eries Name	N/A	**Length Measurement**	6-ft
otal Number of Pieces	1	**Assembly**	Assembled
laximum Opening (Inches)	3.5	**Width Measurement**	1.5-in
ype	Deck rail kit	**Dimensions (L x W x H)**	6-ft x 1.5-in x 33-in
linimum Opening (Inches)	3	**Material**	Wood

+ **Show All**

Severe Weather 6-ft x 1.5-in x 33-in Pressure Treated Wood Pressure Treated Wood Deck Rail Kit Balusters Included (Assembled)

$62.98

Add to Cart

Overview | Specifications | Reviews | Questions & Answers | Compare | Product Features

Freedom 4-in x 4-in White PVC Deck Post Base Trim

$7.45

POST BASE TRIM

Add to Cart

Overview | Specifications | Reviews | Questions & Answers | Compare | Product Features

Brooklyn Lowe's Open until 10 PM >

LOWE'S

Prices, Promotions, styles, and availability may vary. Our local stores do not honor online pricing. Prices and availability of products and services are subject to change without notice. Errors will be corrected where discovered, and Lowe's reserves the right to revoke any stated offer and to correct any errors, inaccuracies or omissions including after an order has been submitted.

uilding Supplies / Decking / Deck Accents



$7.45

2

View Q&A

Freedom 4-in x 4-in White PVC Deck Post Base Trim

Item #1279507 Model #7 R4338A

For use with Freedom Lincoln railing systems
Designed to be base of post for a finished look
Heavy duty, low-maintenance vinyl construction

1 +

Qty

Add to Cart

Buy This Now

Free Store Pickup
Pickup Estimated Thu, Aug 12, 2021

Delivery
Delivery Estimate: Thu, Aug 12, 2021. Schedule Delivery Date at Checkout

+2 more

BETTER TOGETHER

Freedom 4-in x 4-in White PVC Deck Post Base Trim

$7.45

Add to Cart

Overview | Specifications | Reviews | Questions & Answers | Compare | Product Features

Freedom 4-in x 4-in White PVC Deck Post Base Trim

Freedom 4-in x 4-in White PVC Deck Post Cap

Barrette 4-in W x 4-in L x White Vinyl Post Cap- Fits Common Post...

uy all 3

- [ ] **Freedom** 4-in x 4-in White PVC Deck Post Base Trim
  $7.45
- [ ] **Freedom** 4-in x 4-in White PVC Deck Post Cap
  $8.97
- [ ] **Barrette** 4-in W x 4-in L x White Vinyl Post Cap- Fits Common Post Measurement: 4-in
  $3.18

Subtotal $19.60

Add 3 Items to Cart

VERVIEW

For use with Freedom Lincoln railing systems
Designed to be base of post for a finished look
Heavy duty, low-maintenance vinyl construction
Easy to install
Posts sold separately
Transferable Limited Warranty

Installation Manual PDF

Warranty Guide PDF

SPECIFICATIONS

eries Name	N/A	**For Use with Deck Stairs**

Freedom 4-in x 4-in White PVC Deck Post Base Trim

$7.45

Add to Cart

Overview | Specifications | Reviews | Questions & Answers | Compare | Product Features

its Common Post leasurement	4-in x 4-in	Manufacturer Color/Finish	White
or Use with Decking	✓	Color/Finish Family	White

REVIEWS

5 out of 5

Write a Review

5 ★

4 ★

+ Show More

COMMUNITY Q & A

Questions

Ask a Question

Search Questions and Answers

BOARD OF BUILDING STANDARDS
ARCHITECTURAL REVIEW BOARD
SIGN REVIEW BOARD

12650 Detroit Avenue • (216) 529-6630 • FAX (216) 529-5907 • www.lakewoodoh.gov

Application Cover Page

Docket No.: 08-110-21

Permit No.: BBS21-000149

Applicant Name: Ernest Vagi

Project Address: 2060 Reveley Ave.

Project Name: n/a

Project: Applicant proposes rebuild of a front porch.

BOARD OF BUILDING STANDARDS
ARCHITECTURAL REVIEW BOARD
SIGN REVIEW BOARD

12650 Detroit Avenue • (216) 529-6630 • FAX (216) 529-5907 • www.lakewoodoh.gov

Application Cover Page

Docket No.: 08-110-21

Permit No.: BBS21-000149

Applicant Name: Ernest Vagi

Project Address: 2060 Reveley Ave.

Project Name: n/a

Project: Applicant proposes rebuild of a front porch.

2060

2060

RAM

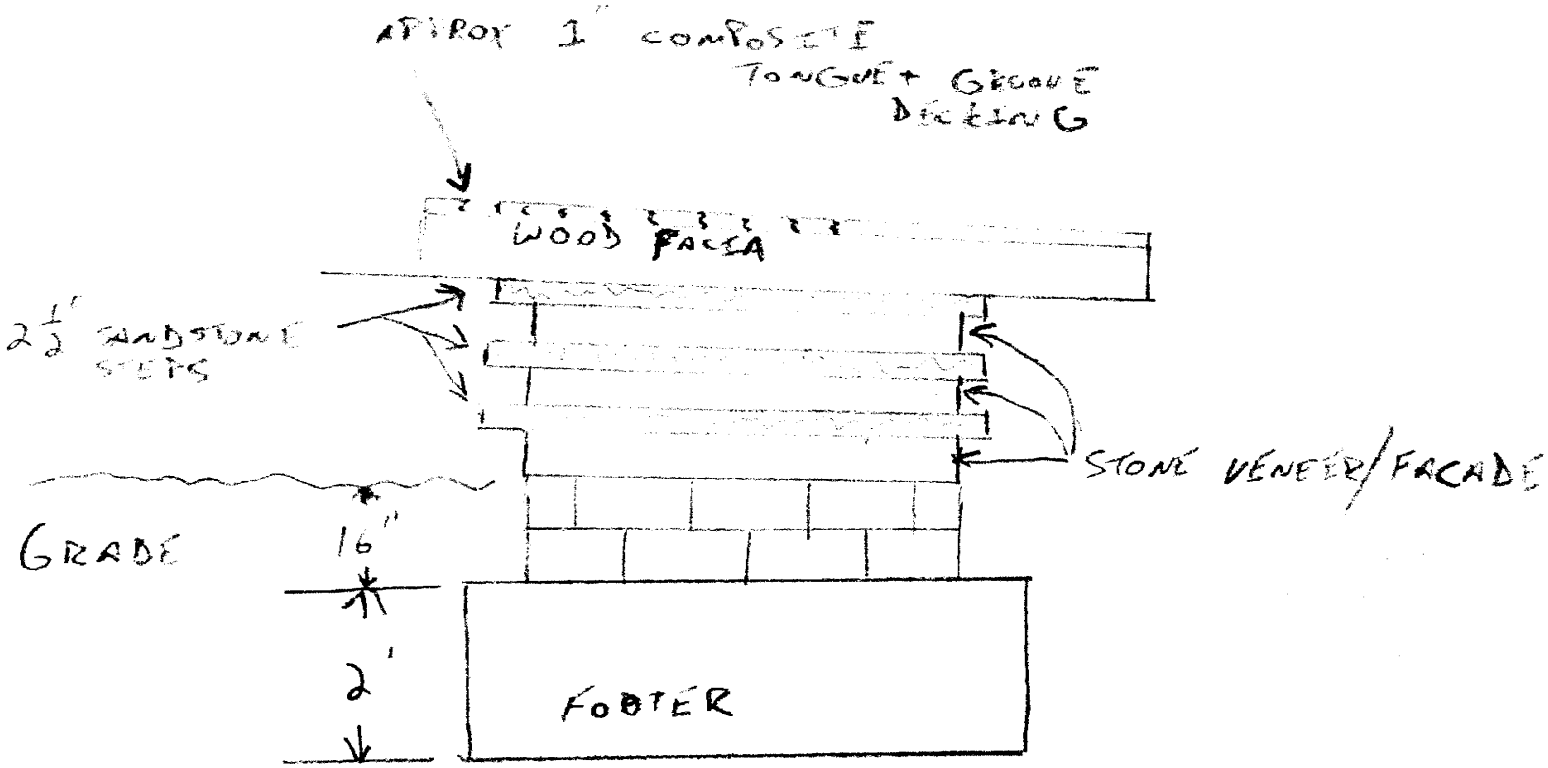

STEPS FRONT VIEW

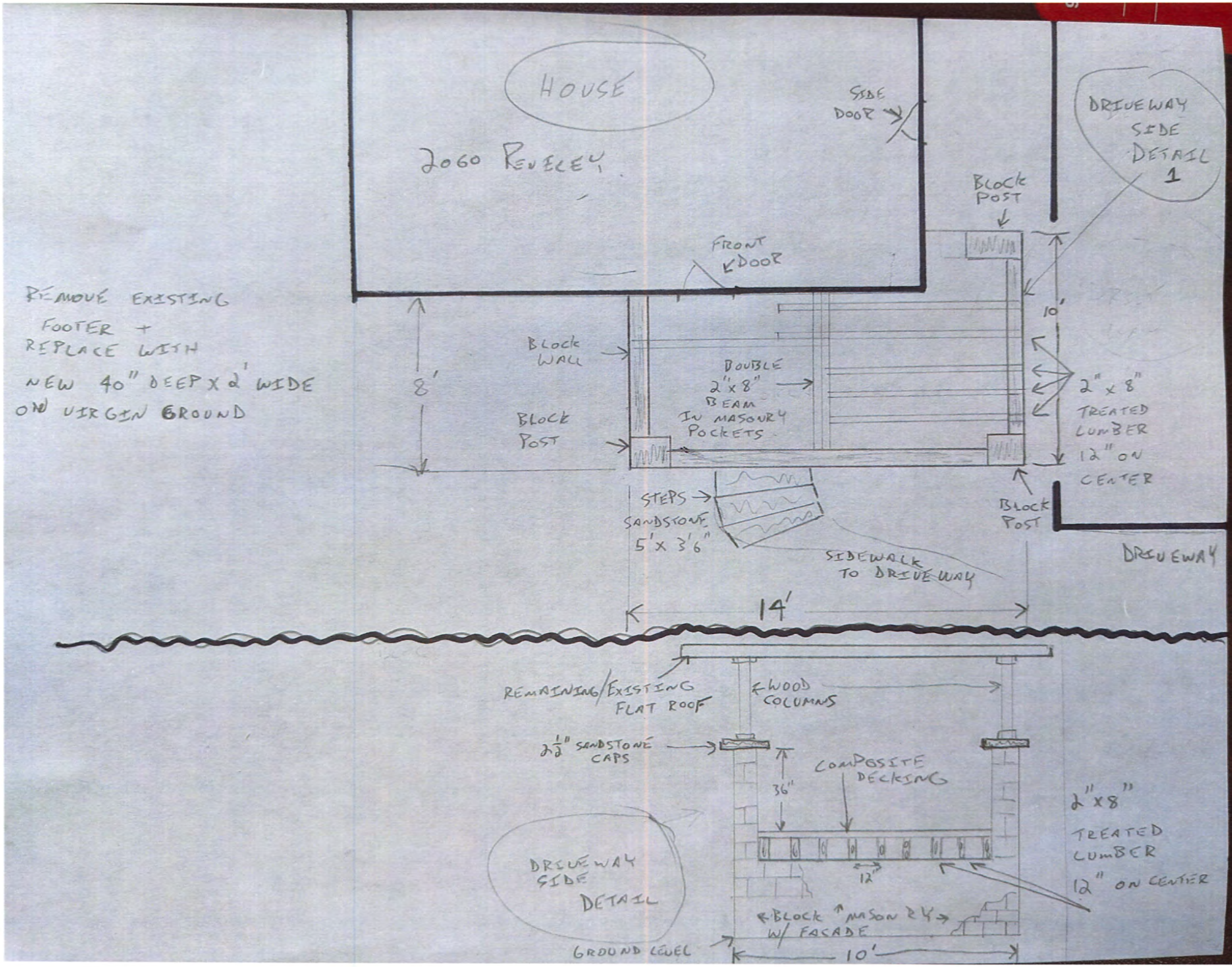
HOUSE
2060 RENELEY
SIDE DOOR
DRIVEWAY SIDE DETAIL 1
BLOCK POST
FRONT DOOR
REMOVE EXISTING FOOTER + REPLACE WITH NEW 40" DEEP X 2' WIDE ON VIRGIN GROUND
BLOCK WALL
8'
BLOCK POST
DOUBLE 2"x8" BEAM IN MASONRY POCKETS
10'
2"x8" TREATED LUMBER 12" ON CENTER
STEPS
SANDSTONE 5'x 3'6"
BLOCK POST
SIDEWALK TO DRIVEWAY
DRIVEWAY
14'
REMAINING/EXISTING FLAT ROOF
WOOD COLUMNS
2½" SANDSTONE CAPS
COMPOSITE DECKING
36"
2"x8" TREATED LUMBER 12" ON CENTER
DRIVEWAY SIDE DETAIL
12"
BLOCK MASONRY W/ FACADE
GROUND LEVEL
10'

2060 REVELEY

PROPOSING 34" RAILING HEIGHT

authintic brick

MERIDIAN™ BRICK



866.259.6263
authinticbrick.com

Real **Brick.**
Real **Thin.**
Right **There.**

GRAND CHENIER

stocking size: King (.625 x 2.625 x 9.625)

866.259.6263
authinticbrick.com

Real **Brick.**
Real **Thin.**
Right **There.**

GRAND RIVER

stocking size: Modular (.625 x 2.25 x 7.625)

2060 Reveley Porch Proposal notes

----- Will be using brick veneer matching existing brick as closely as possible.

- Grand Chenier style color and style matches existing brick most accurately. (picture included). However, the size is slightly taller at 3/8" and 2" longer than existing brick (photo included). Waiting to hear back from manufacturer on smaller size availability (2 ¼"x 7.6").
- Proposing the above brick first.

  ----- Grand River style is the next closest color and style but also matches the size of the existing brick.

  ------Samples are not available. Must purchase full boxes.

  ------Posts will be 12" square painted wood with 3/4" trim.

  ------Proposing 34" railing height as to lesson the visually out-of-scale taller 36" height.

  ---------- Railing will be iron construction- design similar to existing

LIFETIME LIMITED | 50 YEAR | ALLOY ARMOUR | CAPPED POLYMER

Porch

ELEGANT. STYLISH. DURABLE.

Forget curb appeal — it's all about porch appeal these days. Warm, natural-looking, and nuanced colors round out the Porch Collection to help create an inviting space to greet guests or simply lounge. With tongue and groove technology, these porch boards feature a tighter-fit between boards for a more polished look. Offered in both standard and wide width, you can make a style statement on your front porch.

Wildland Urban Interface Approved
8110-2042-0065
SFM 12-7A-4A

SLATE GRAY | OYSTER* | MAHOGANY | DARK HICKORY | COASTLINE® | WEATHERED TEAK®

PRODUCT DESCRIPTION	TimberTech Model Number 10'	12'	16'
AZEK PORCH			
1 x 4 T&G Porch Slate Gray	ADCP13510SG	ADCP13512SG	ADCP13516SG
1 x 4 T&G Porch Oyster	—	ADP13512OR	ADP13516OR
1 x 6 T&G Porch Mahogany	—	ADP15512MH	ADP15516MH
1 x 4 T&G Porch Mahogany	—	ADP13512MH	ADP13516MH
1 x 6 T&G Porch Dark Hickory	—	ADP15512DH	ADP15516DH
1 x 4 T&G Porch Dark Hickory	—	ADP13512DH	ADP13516DH
1 x 6 T&G Porch Coastline	—	ADP15512CS	ADP15516CS
1 x 4 T&G Porch Coastline	—	ADP13512CS	ADP13516CS
1 x 6 T&G Porch Weathered Teak	—	ADP15512WT	ADP15516WT
1 x 4 T&G Porch Weathered Teak	—	ADP13512WT	ADP13516WT

*Extended lead times may apply to certain geographies.

Profile Options

STANDARD

WIDE



BOARD OF BUILDING STANDARDS
ARCHITECTURAL REVIEW BOARD
SIGN REVIEW BOARD

12650 Detroit Avenue • (216) 529-6630 • FAX (216) 529-5907 • www.lakewoodoh.gov

Application Cover Page

Docket No.: 08-111-21

Permit No.: BBS21-000136

Applicant Name: Nazeer Lotfi-Fard

Project Address: 1440 Riverside Dr.

Project Name: n/a

Project: Applicant proposes rebuild of a front porch.

Riverside Dr.

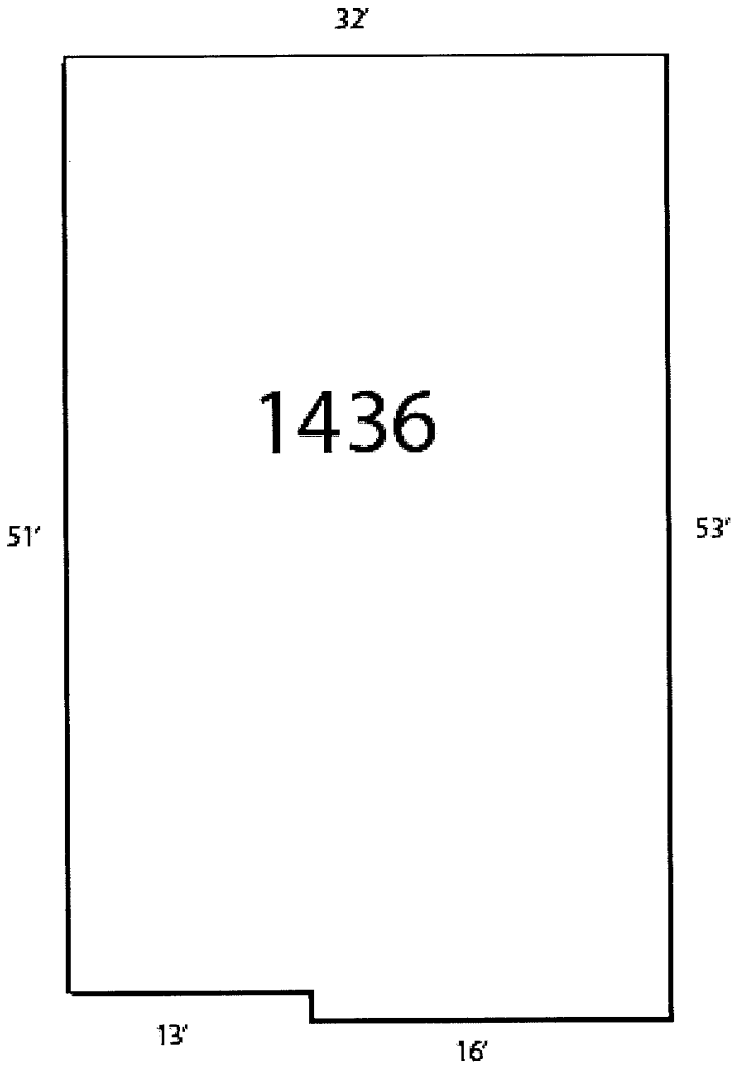





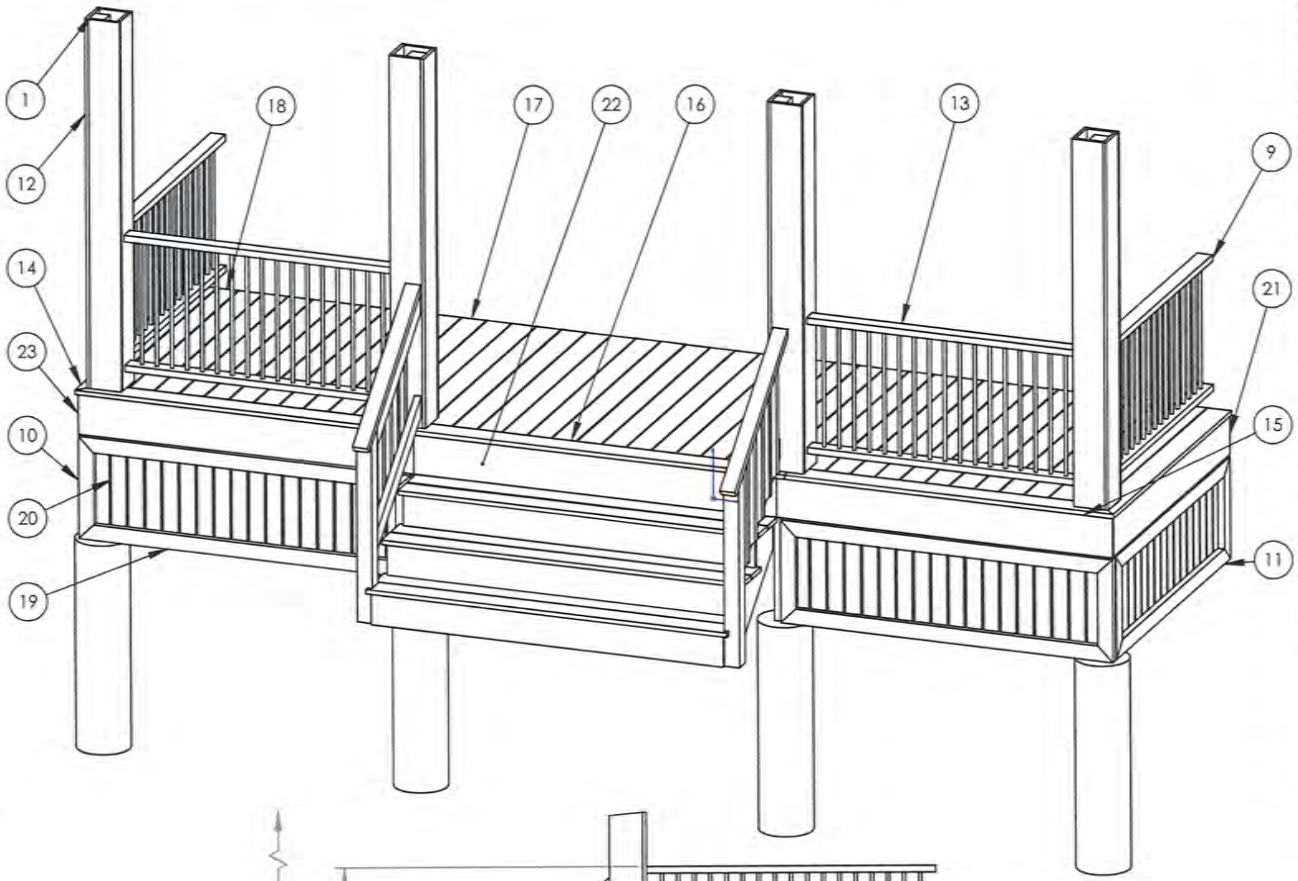

ITEM NO.	QTY.	DESCRIPTION	LENGTH
1	4	4 x 4 Lumber	14'
2	8	2 x 10 Lumber	6'5"
3	4	2 x 10 Lumber	6'6"
4	2	2 x 10 Lumber	5'10"
5	2	2 x 10 Lumber	7' 1/2"
6	2	2 x 10 Lumber	6'4 3/4"
7	2	2 x 10 Lumber	6'3 1/4"
8	2	2 x 10 Lumber	5'8 1/2"
9	4	2 x 4 Lumber	5'2 3/4"
10	8	2 x 4 Lumber	1'11 3/4"
11	4	2 x 4 Lumber	5'10"
12	16	1 x 8 Lumber	7'1"
13	4	2 x 4 Lumber	5'2 1/2"
14	2	5-4 x 6 Decking	6' 3/4"
15	2	5-4 x 6 Decking	6'4 1/4"
16	1	5-4 x 6 Decking	7'4"
17	39	5-4 x 6 Decking	5'7 1/4"
18	1	5-4 x 6 Decking	5'7 1/4"
19	4	2 x 4 Lumber	6'5"
20	68	1 x 4 Lumber	1'11 3/4"
21	2	1 x 10 Lumber	5'11 1/2"
22	1	1 x 10 Lumber	7'
23	2	1 x 10 Lumber	6'5 3/4"
24	68	BALLUSTER	

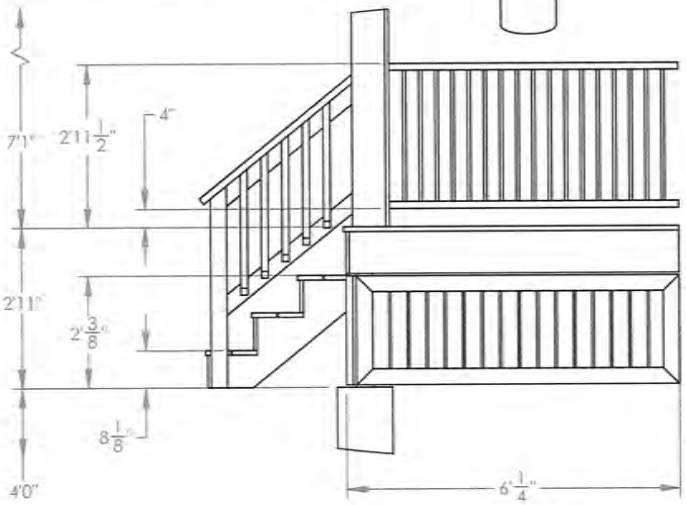

PROPERTY: 1440 RIVERSIDE DR		
DESCRIPTION: FRONT PORCH		
SIZE: A	SCALE: 1:40	REV: 0

#	QTY.	Cut List Name	Nominal Size	Actual Size	LENGTH	ANGLE1	ANGLE2
1	6	STRINGER	2 x 12	1 1/2" x 11 1/4"	38"		
2	3	RISER	1 x 8	3/4" x 7 1/8"	81 1/2"		
3	2	RAILING POST	4 x 4	3.5 x 3.5	44 1/16"	39.1	0.0
4	5	STAIR TREAD		1" x 5 1/2"	83 1/2"		
5	1	STAIR TREAD 2		1" x 5 1/2"	83 1/2"		
6	4	RAILINGS	2 x 4	1.5 x 3.5	42 1/8"	39.1	39.1
7	2	HAND RAIL	2 x 4	1.5 x 3.5	46 13/16"	39.1	0.0
8	6	BALLUSTER RIGHT	2 x 2	1.5 x 1.5	27 9/16"	45.0	39.1
9	6	BALLUSTER LEFT	2 x 2	1.5 x 1.5	27 9/16"	45.0	39.1

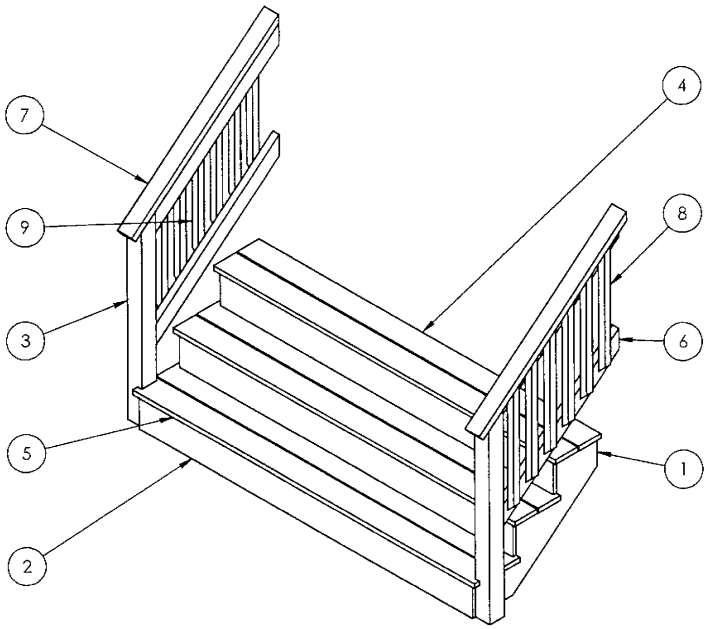

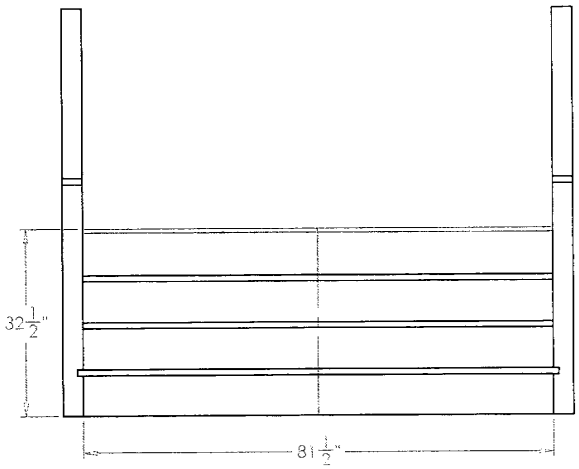

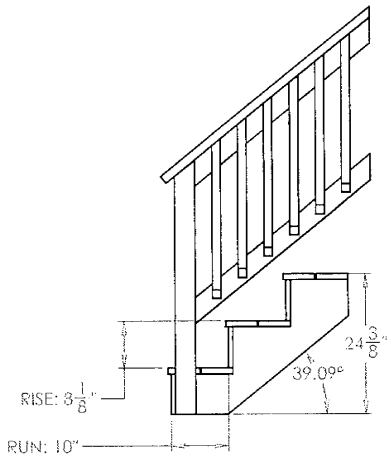

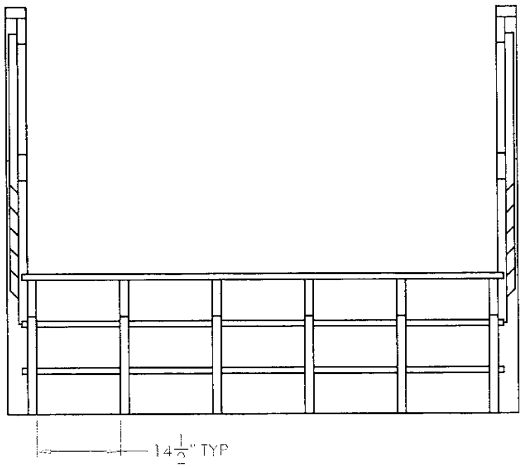

PROPERTY: 1440 RIVERSIDE DR		
DESCRIPTION: FRONT PORCH STAIRS		
SIZE: A	SCALE: 1:32	REV: 0

1440

BLACK
LIVES
MATTER





COSTCO
WHOLESALE
COSTCO
WHOLESALE
COSTCO
WHOLESALE

BOARD OF BUILDING STANDARDS
ARCHITECTURAL REVIEW BOARD
SIGN REVIEW BOARD

12650 Detroit Avenue • (216) 529-6630 • FAX (216) 529-5907 • www.lakewoodoh.gov

Application Cover Page

Docket No.: 08-112-21

Permit No.: BBS21-000137

Applicant Name: Brendan Dancik

Project Address: 1081 Rosalie Ave.

Project Name: n/a

Project: Applicant requests an appeal to Adjudication Order 2021-73 in order to build an garage. Pursuant to RCO 107.6.1. The property is located in an R1H - Single, High Density district.

CHRISTOPHER S. PARMELEE
BUILDING COMMISSIONER
216/529-6295

WILLIAM WAGNER
ASSISTANT BUILDING COMMISSIONER
216/529-6284

MARK D. JEWITT
PROPERTY MAINTENANCE SUPERVISOR
216/529-6291

DIVISION OF HOUSING AND BUILDING
12650 DETROIT AVENUE • LAKEWOOD, OHIO 44107 • 216/529-6270 •FAX 216/529-5930
Website: www.onelakewood.com

Adjudication Order

July 09, 2021

Weber Architecture
13711 Madison Ave
Lakewood, OH44107-4710
gweber@weberarchitecture.com
Via: USPS and email

RE: ADJUDICATION ORDER 2021-73
Applicable Code: 2019 Ohio Residential Code
Project Description: Second floor addition to an existing garage
Project Address: 1081 Rosalie
PPN: 31201057
Occupancy: 1 Family Dwelling
Construction Type: 5B
Drawings Dated: 6/22/2021
Zoning District: R1H
Plan Review Case Number: RAS21-000051

Dear Weber Architecture,

The documents have been reviewed in accordance with RCO 107. Approval cannot be granted per RCO 105.1 or the drawings are inadequate per RCO 107.4.1. This notice is an ADJUDICATION ORDER pursuant to RCO Section 109 of all items that are cited from the Ohio Residential Code. Please review the non-conformities below carefully.

You have the option of submitting revised drawings [RCO 107.6.1-1(1.1)] within 45 days, or you can FORMALLY appeal this decision and have a right to a hearing if you request to do so within thirty (30) days of this notice[RCO 107 .6.1-4). The following non-conformities are hereby transmitted per RCO 107.6.1.

1. ***Dwellings, or accessory structures located 3'-0" or closer to a property line are not permitted to have any overhangs or projections. (RCO Table 302.1)***
2. ***The plans submitted do not show any electrical service in the garage. If electrical is to be installed a plan, and additional approval is required. (RCO 106.1.3)***
3. ***The second floor of the garage is to be used as incidental storage only.***
4. ***Provide a handrail on at least one side of the stairs between 34 and 38 inches above plane along nosings. (RCO 311.7.8)***
5. ***The variation in height between any risers within a flight of stairs shall not exceed 3/8 inch. (RCO 311.7.5.1)***

Please revise the construction documents to show conformance with the above cited items and provide revised drawings for review within 45 days unless you decide to appeal as described below:

This notice is an adjudication order pursuant to Section 109 RCO of all items that are cited from the Ohio Residential Code. You have the right to appeal this decision within thirty (30) days of the mailing of this notice. The owner may at the appeal hearing be represented by counsel, present arguments or contentions orally or in writing, and present evidence and examine witnesses appearing for or against the owner. To request an appeal hearing of any or all items of the Ohio Residential Code, Submit application and $25 fee for local Board of Building Standards Appeals Committee. **NOTE - Your application becomes invalid six months from the above date of this letter unless you submit corrected documents or exercise your right to appeal as described above [R.C.O. 107.2.1].**

Applicable codes can be referenced online at https://codes.iccsafe.org/content/document/1411

Sincerely,

William Wagner
Assistant Building Commissioner

City of Lakewood
12650 Detroit Avenue
Lakewood, OH 44107-2832
216-529-6284
william.wagner@lakewoodoh.net

New Garage Addition

FOR:

The Dancik Residence

1081 Rosalie Avenue
Lakewood, OH 44107

Project Description:

Utilizing as much of the existing garage structure, the plan is to add a small addition to the south side of the garage which will contain a stair to the second floor. The second floor will be added to create additional storage, as the present garage is only large enough for one car and with minimal storage.

The design of the exterior reflects the design of the existing home.

INDEX OF DRAWINGS		3-22-21 Zoning Review	4-20-21 Architectural Board of Review	6-22-21 Permit					
T 1.1	Title	●	●	●					
C1.1	Site Plan	●	●	●					
A-1.1	Floor Plans	●	●	●					
A-2.1	West and South Elevations	●	●	●					
A-2.2	East and North Elevations			●					
A-3.1	Building Section			●					
A-3.2	Wall Sections			●					
A-3.3	Stair Sections			●					
A-3.4	Stair Sections			●					

Date:	Issued For:
3-22-21	Zoning
4-21-21	Architectural Board of Review
6-22-21	Permit

WEBER ARCHITECTURE

13711
Madison Avenue
Lakewood
Ohio 44107
216.226.6009
FAX 216.521.2206

© Copyright 2021 Weber Architecture

Project:

Dancik Residence
Garage Addition

1081 Rosalie Avenue
Lakewood, OH 44107

Drawing Name:
Title

Project No: *21001*
Drawing No: *T1.1*

Date:	Issued For:
2-4-21	Owner Review
3-22-21	Zoning
4-21-21	ABR Review
6-22-21	Permit

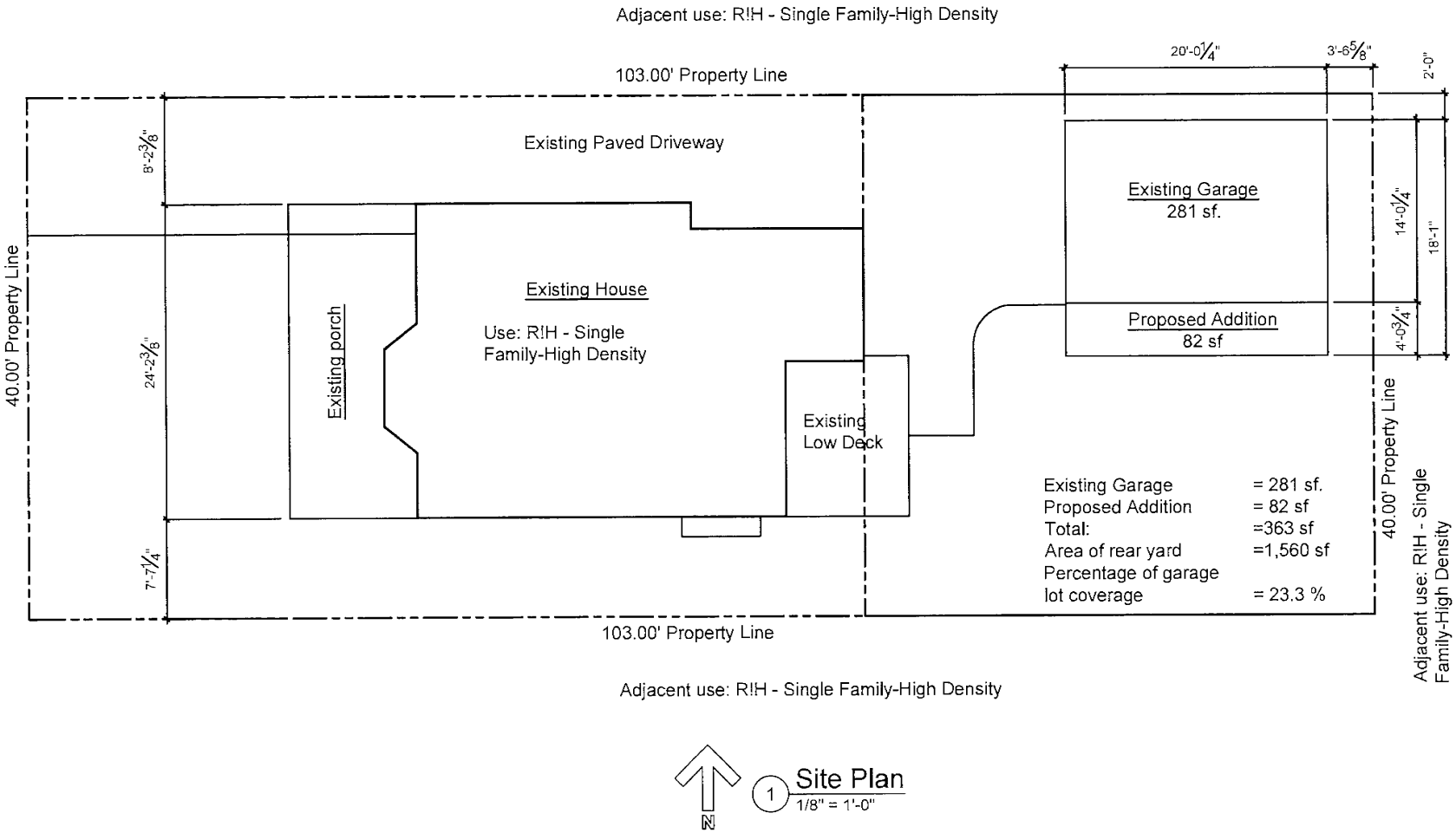

1 Site Plan
1/8" = 1'-0"

WEBER ARCHITECTURE

13711
Madison Avenue
Lakewood
Ohio 44107
216.228.6009
FAX 216.521.2206

© Copyright 2021 Weber Architecture

Project:

Dancik Residence Garage Addition

1081 Rosalie Avenue
Lakewood, OH 44107

Drawing Name:

Site Plan

Project No: 21001
Drawing No: C1.1

Date:	Issued For:
2-4-21	Owner Review
2-23-21	Owner Review
3-12-21	Owner Review
3-22-21	Zoning
4-21-21	ABR Review
6-22-21	Permit

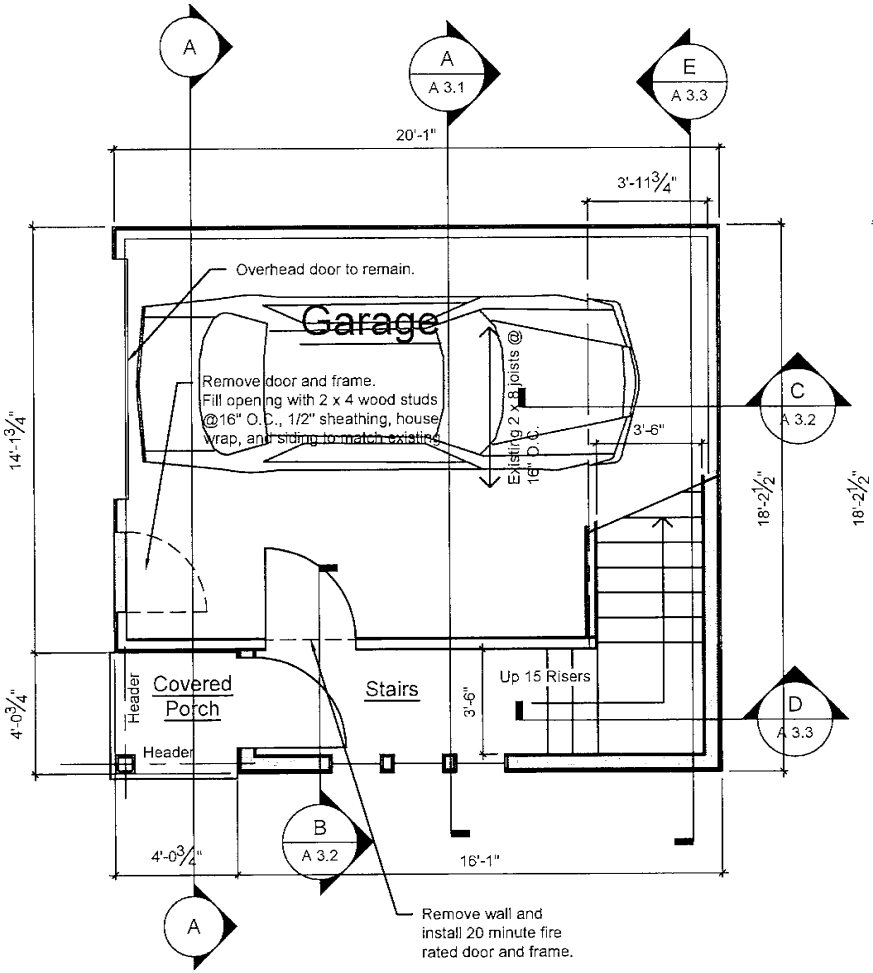

1 First Floor Plan
1/4" = 1'-0"

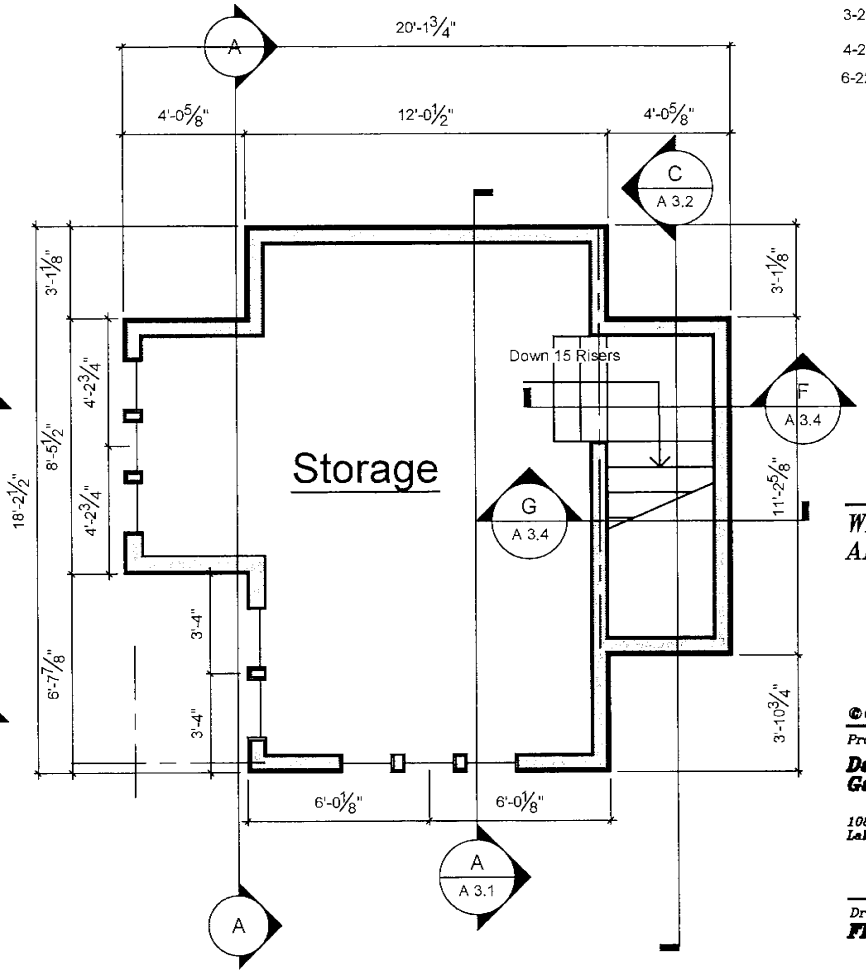

2 Second Floor Plan
1/4" = 1'-0"

WEBER ARCHITECTURE

13711
Madison Avenue
Lakewood
Ohio 44107
216.226.6009
FAX 216.521.2206

© Copyright 2021 Weber Architecture

Project:
Dancik Residence Garage Addition

1081 Rosalie Avenue
Lakewood, OH 44107

Drawing Name:
Floor Plans

Project No: 21001
Drawing No: A1.1

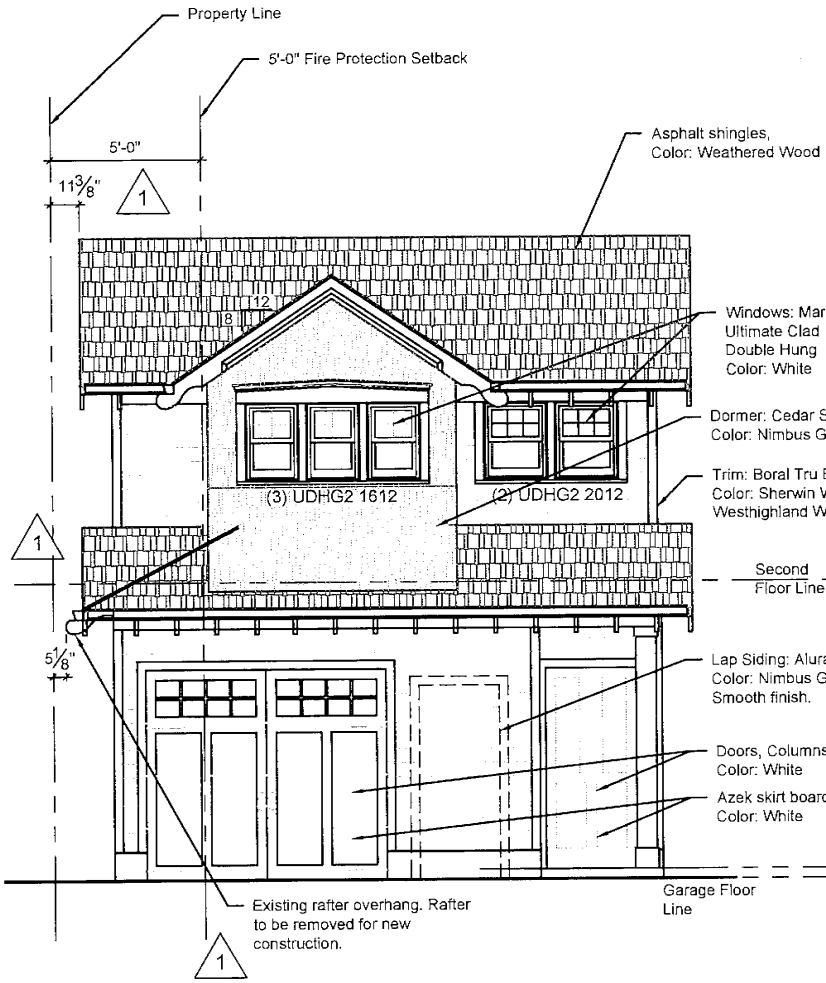

3 West Elevation (Street View)
1/4" = 1'-0"

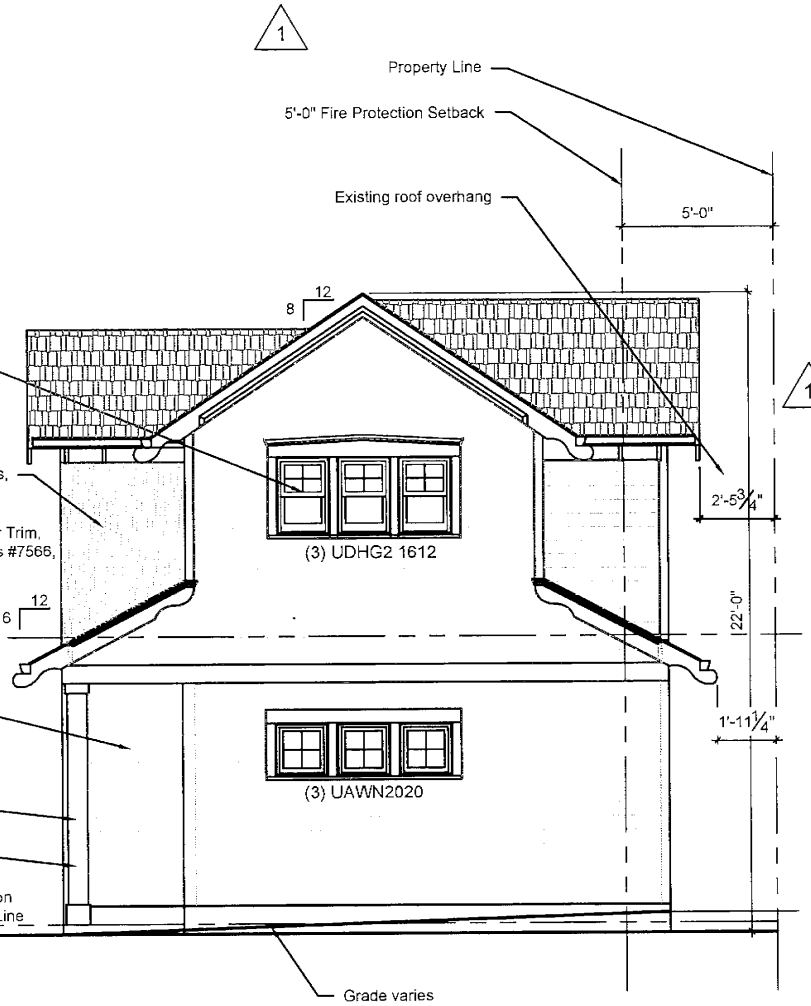

4 South Elevation
1/4" = 1'-0"

Date:	Issued For:
2-4-21	Owner Review
3-12-21	Owner Review
3-16-21	Owner Review
3-16-21	Owner Review
3-18-21	Revised per Owner Review
3-22-21	Zoning
4-20-21	Architectural Board Of Review
5-11-21	Revised per Prelim ABR Review
6-22-21	Permit

WEBER ARCHITECTURE
13711
Madison Avenue
Lakewood
Ohio 44107
216.226.6009
FAX 216.521.2206

© Copyright 2021 Weber Architecture

Project:
Dancik Residence Garage Addition

1081 Rosalie Avenue
Lakewood, OH 44107

Drawing Name:
West and South Elevations

Project No: 21000
Drawing No: A-2.1

Date:	Issued For:
6-22-21	Permit

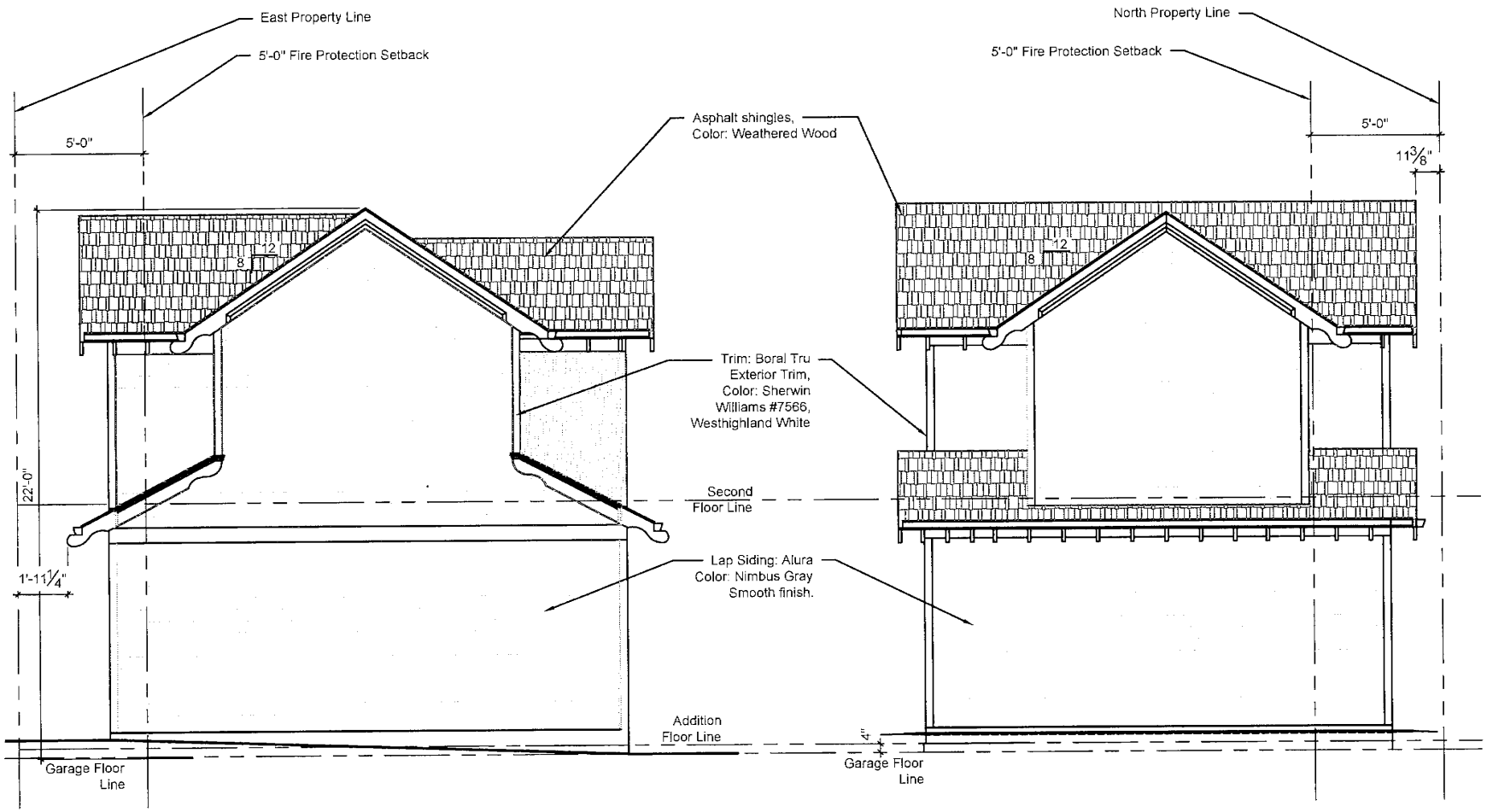

5 North Elevation
1/4" = 1'-0"

6 East Elevation
1/4" = 1'-0"

WEBER
ARCHITECTUR
15711
Madison Avenue
Lakewood
Ohio 44107
216.226.8009
FAX 216.521.2206

© Copyright 2021 Weber Archit

Project:
Dancik Residenc
Garage Addition

1061 Rosalie Avenue
Lakewood, OH 44107

Drawing Name:
South Elevation

Project No: 2
Drawing No: A2

Date:	Issued For:
4-21-21	ABR Revie
5-11-21	Revised per ABR Reviev
6-22-21	Permit

1

NOTE:
Allura siding and soffit are of cement fiber board composition and are non-combustable to meet the city of lakewood fire code requirements.

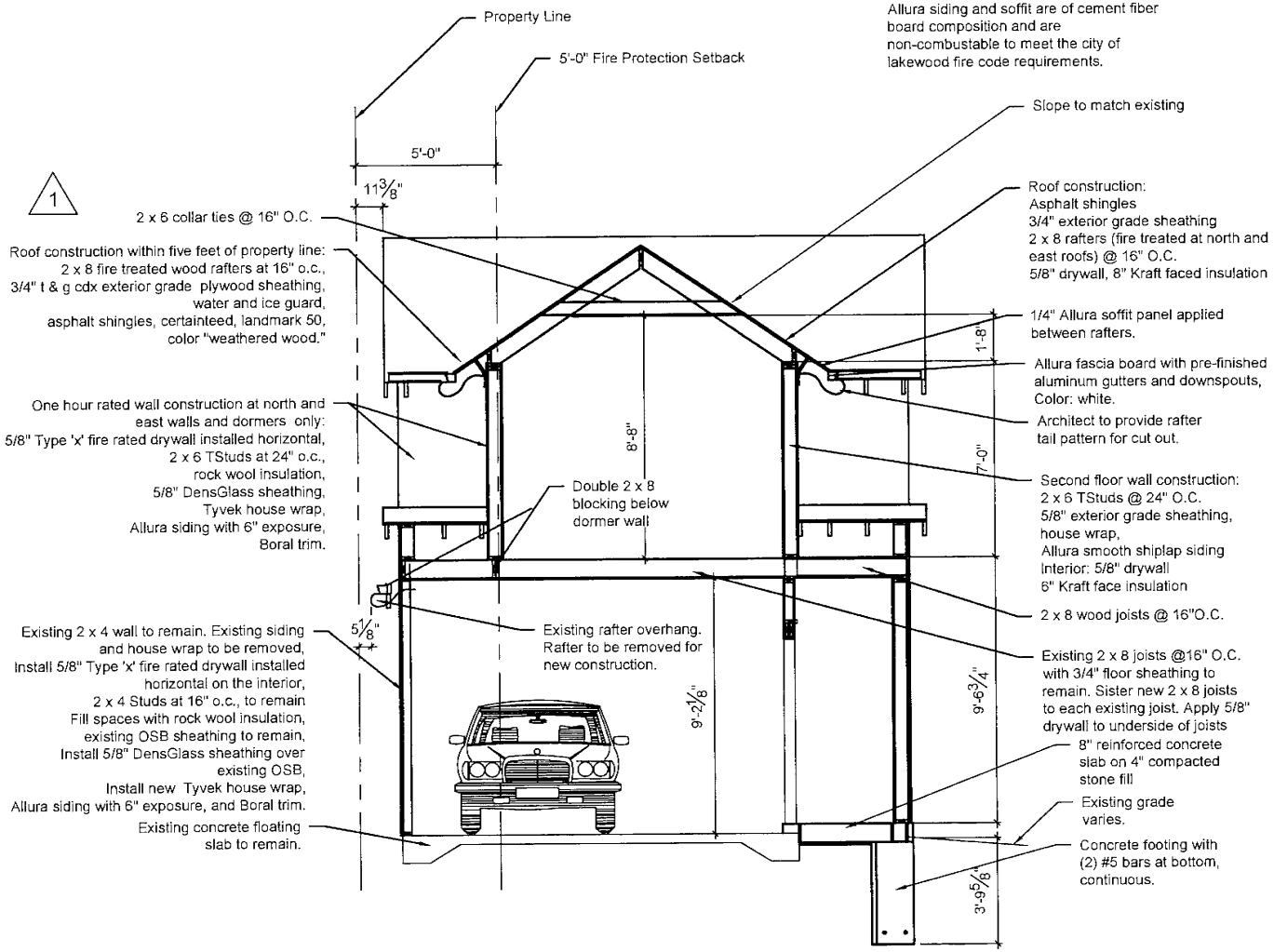

A Building Section
1/4" = 1'-0"

WEBER ARCHITECTUR
13711
Madison Avenue
Lakewood
Ohio 44107
216.226.8009
FAX 216.521.2206

© Copyright 2021 Weber Archite

Project:
Dancik Residenc Garage Addition

1081 Rosalie Avenue
Lakewood, OH 44107

Drawing Name:
Building Section

Project No: 2
Drawing No: A

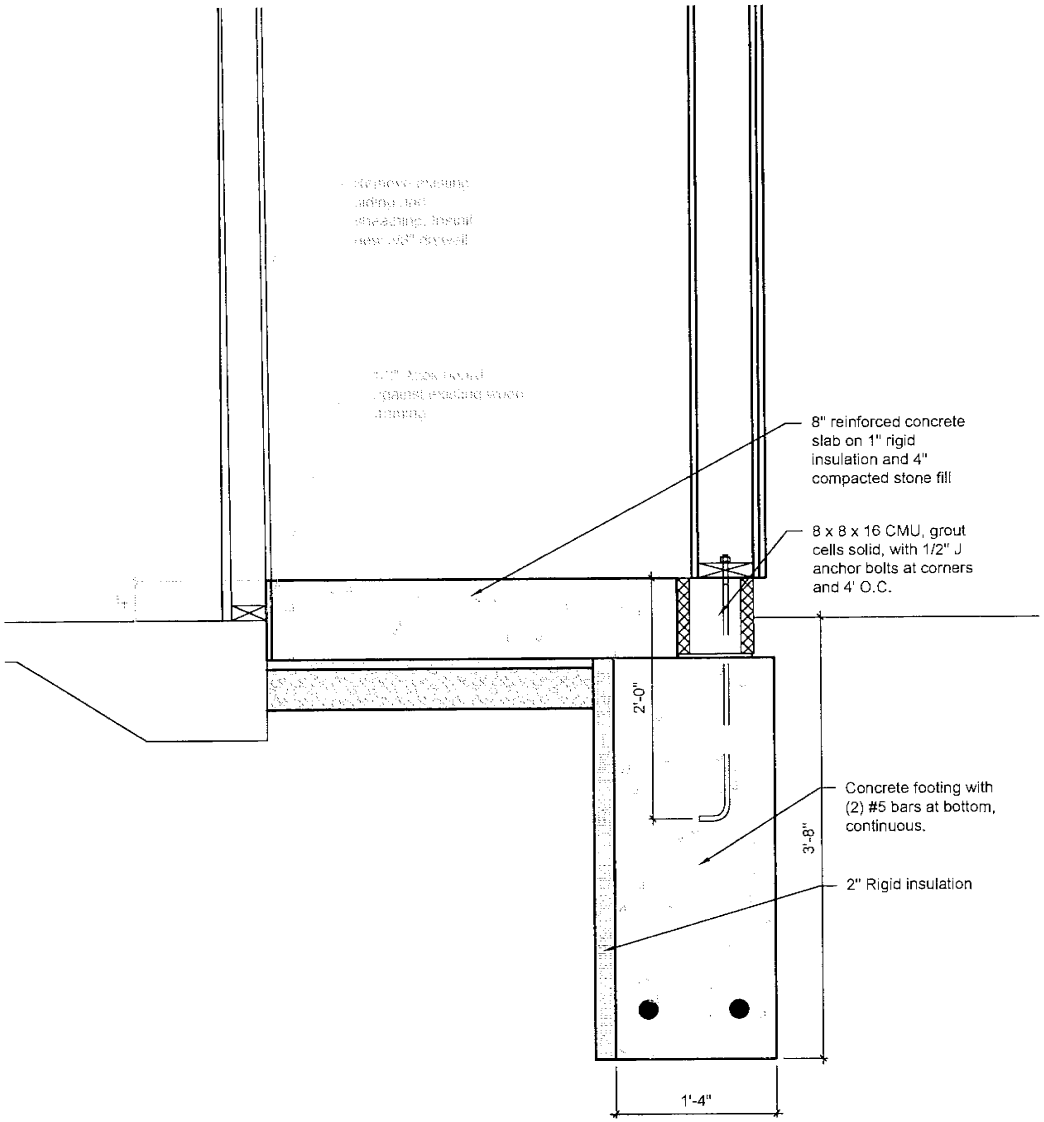

C Wall Section
1" = 1'-0"

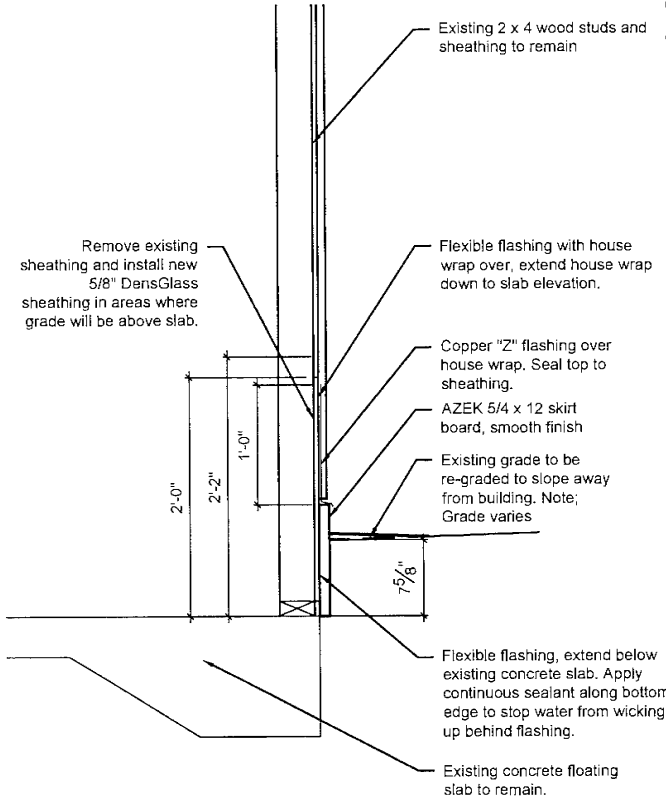

B Wall Section
1" = 1'-0"

Date:	Issued For:
6-15-21	Owner Rev
6-22-21	Permit

WEBER ARCHITECTUR
13711
Madison Avenue
Lakewood
Ohio 44107
216.226.6009
FAX 216.521.2206

© Copyright 2021 Weber Archit

Project:
Dancik Residenc Garage Addition

1081 Rosalie Avenue
Lakewood, OH 44107

Drawing Name:
Wall Sections

Project No: 2
Drawing No: A

Date:	Issued For:
6-15-21	Owner Rev
6-22-21	Permit

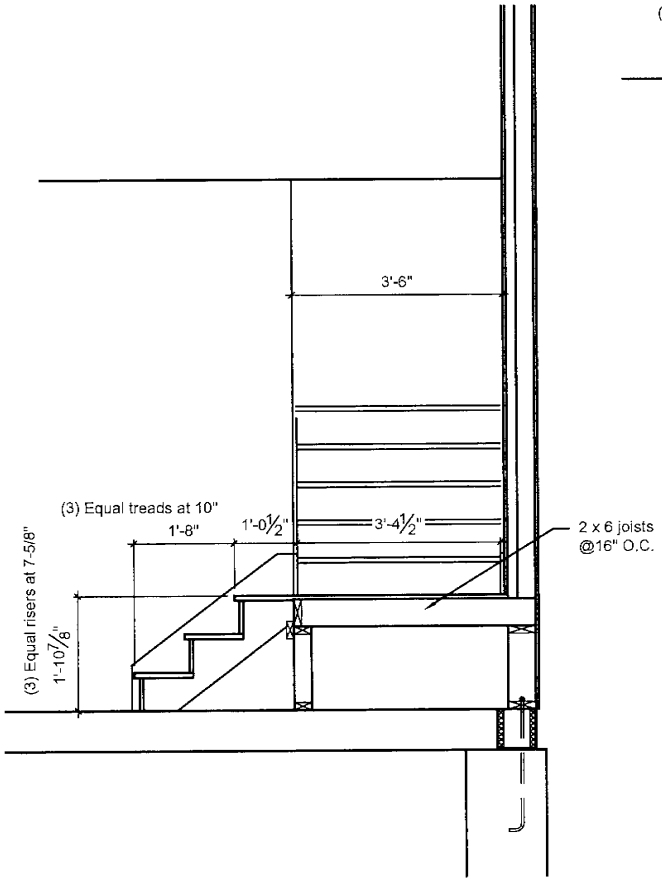

D Stair Section
1"/2 = 1'-0"

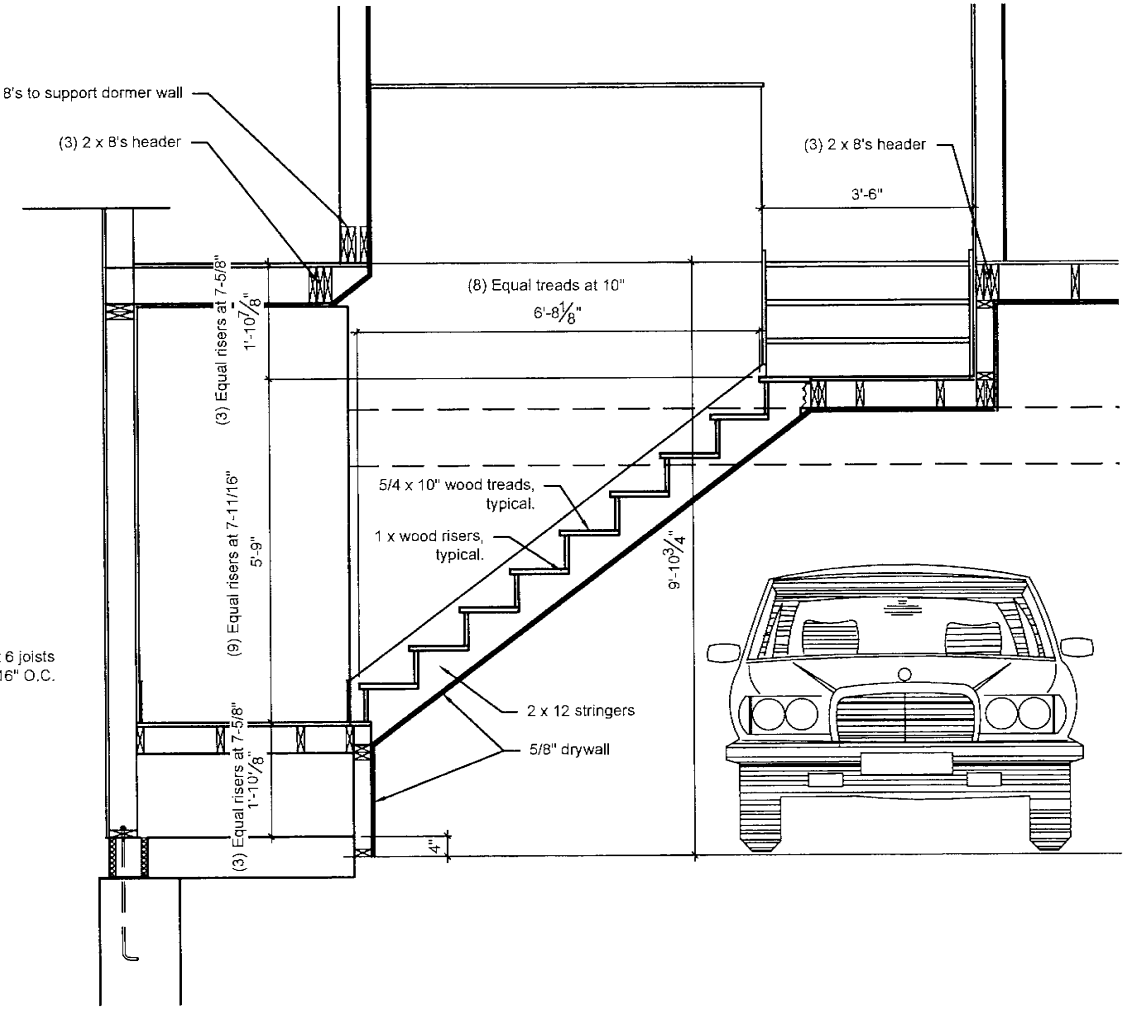

E Stair Section
1/2" = 1'-0"

WEBER
ARCHITECTUR.
13711
Madison Avenue
Lakewood
Ohio 44107
216.226.6009
FAX 216.521.2206

© Copyright 2021 Weber Archit

Project:
Dancik Residenc
Garage Addition

1081 Rosalie Avenue
Lakewood, OH 44107

Drawing Name:
Stair Sections

Project No:
Drawing No: A

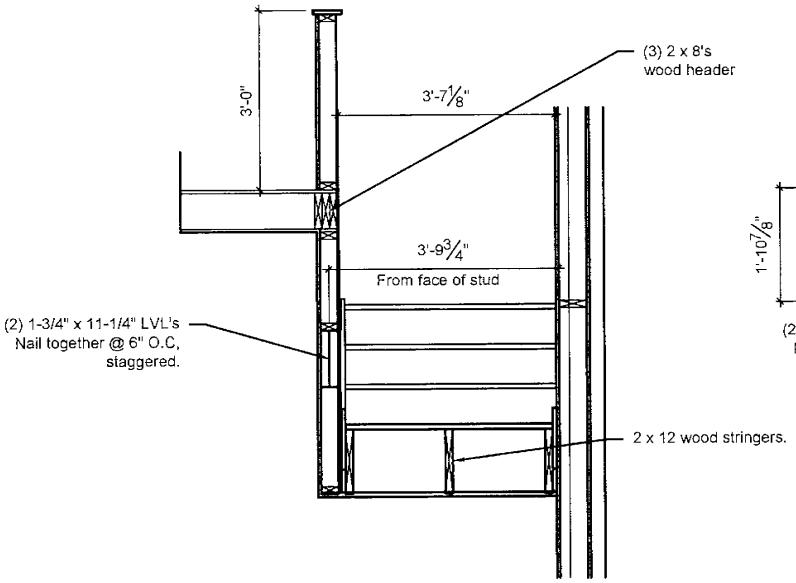

F Stair Section
1/2" = 1'-0"

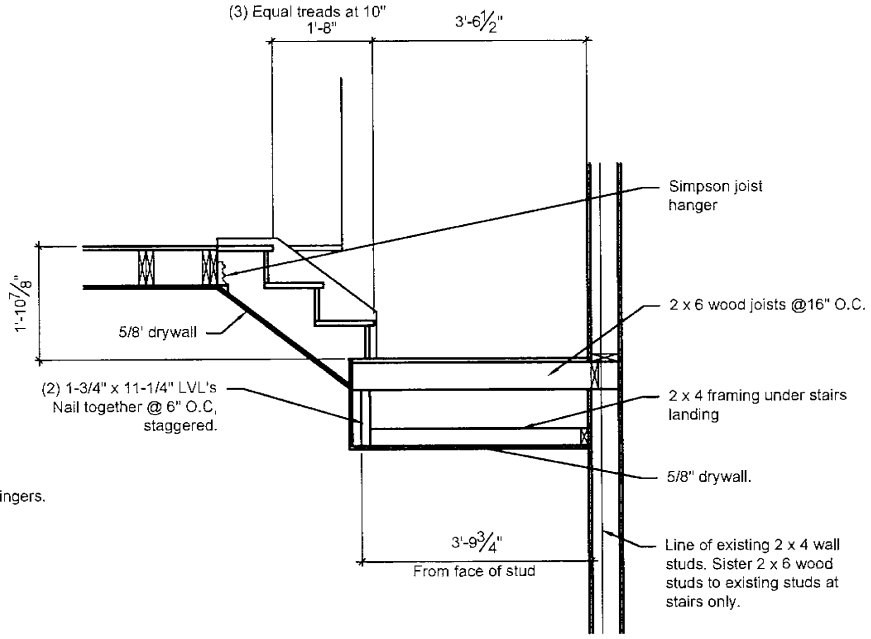

G Stair Section
1/2" = 1'-0"

Date:	Issued For:
6-15-21	Owner Rev
6-22-21	Permit

WEBER
ARCHITECTUR
13711
Madison Avenue
Lakewood
Ohio 44107
216.226.6009
FAX 216.521.2206

© Copyright 2021 Weber Archite

Project:
Dancik Residenc
Garage Addition

1081 Rosalie Avenue
Lakewood, OH 44107

Drawing Name:
Stair Sections

Project No: 2
Drawing No: A3



BOARD OF BUILDING STANDARDS
ARCHITECTURAL REVIEW BOARD
SIGN REVIEW BOARD

12650 Detroit Avenue • (216) 529-6630 • FAX (216) 529-5907 • www.lakewoodoh.gov

Application Cover Page

Docket No.: 08-113-21

Permit No.: BBS21-000138

Applicant Name: Nathan Dreimiller

Project Address: 1455 Parkwood Rd.

Project Name: n/a

Project: Applicant proposes front porch alteration.

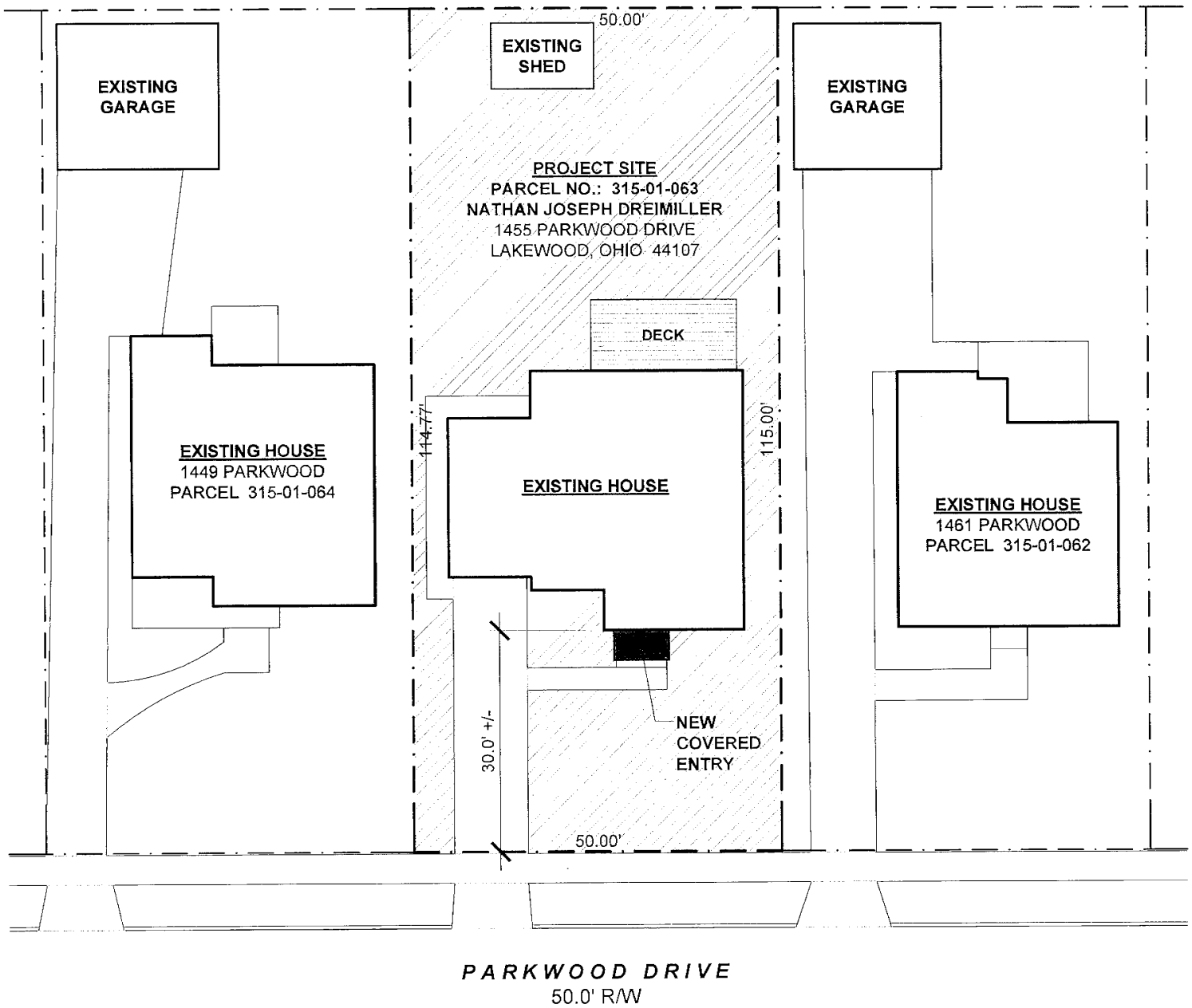

NORTH

SITE PLAN

1

SCALE: 1" = 20'-0"

SHT. 1

2021.27A

15 JULY 2021

PRELIMINARY SITE PLAN

NEW COVERED ENTRY FOR THE DREIMILLER RESIDENCE

1455 PARKWOOD ROAD, LAKEWOOD, OHIO 44107

PRESTON C. BUCHTEL | DESIGN + PLANNING + CONSTRUCTION 721 COLLEGE AVENUE, CLEVELAND, OH 44113 216.905.7572 | design@prestonbuchtel.com

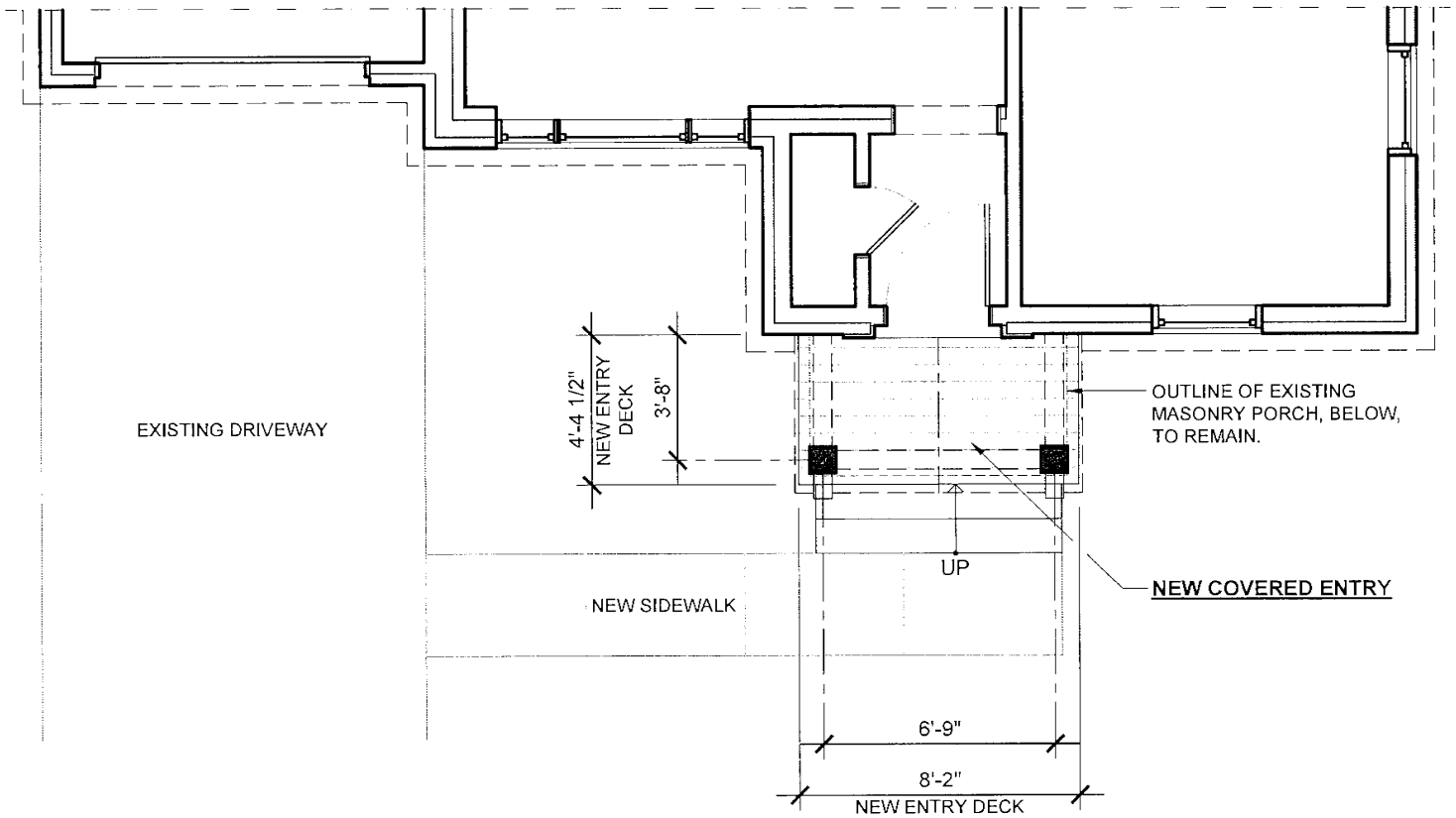

NEW FLOOR PLAN 1

SCALE: 3/16" = 1'-0"

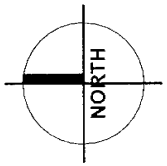

NEW COVERED ENTRY PORCH

FRAMING OF NEW ENTRY TO BE OF TREATED WOOD, EXCEPT ROOF FRAMING. DECK FRAMING TO BE SUPPORTED BY EXISTING MASONRY PORCH. ROOF FRAMING TO BE EXPOSED 2x8 CEDAR RAFTERS, WITH EXPOSED 2x4 TONGUE & GROOVE ROOF DECKING. EXISTING MASONRY STEPS TO BE REMOVED.

NEW DECKING TO BE 5/4x6 COMPOSITE MATERIAL. ALL EXPOSED WOOD/TRIM TO BE CEDAR.

SHINGLES TO MATCH EXISTING HOUSE.

PRELIMINARY FLOOR PLAN

NEW COVERED ENTRY FOR THE DREIMILLER RESIDENCE

1455 PARKWOOD ROAD, LAKEWOOD, OHIO 44107

PRESTON C. BUCHTEL | DESIGN + PLANNING + CONSTRUCTION 721 COLLEGE AVENUE, CLEVELAND, OH 44113 216.905.7572 | design@prestonbuchtel.com

SHT. 2

2021.27A

15 JULY 2021

NEW WEST/FRONT ELEVATION 1

SCALE: 3/16" = 1'-0"

NEW COVERED ENTRY PORCH

FRAMING OF NEW ENTRY TO BE OF TREATED WOOD, EXCEPT ROOF FRAMING. DECK FRAMING TO BE SUPPORTED BY EXISTING MASONRY PORCH. ROOF FRAMING TO BE EXPOSED 2x8 CEDAR RAFTERS, WITH EXPOSED 2x4 TONGUE & GROOVE ROOF DECKING. EXISTING MASONRY STEPS TO BE REMOVED.

NEW DECKING TO BE 5/4x6 COMPOSITE MATERIAL. ALL EXPOSED WOOD/TRIM TO BE CEDAR.

SHINGLES TO MATCH EXISTING HOUSE.

PRELIMINARY WEST/FRONT ELEVATION

NEW COVERED ENTRY FOR THE DREIMILLER RESIDENCE

1455 PARKWOOD ROAD, LAKEWOOD, OHIO 44107

PRESTON C. BUCHTEL | DESIGN + PLANNING + CONSTRUCTION 721 COLLEGE AVENUE, CLEVELAND, OH 44113 216.905.7572 | design@prestonbuchtel.com

SHT. 3

2021.27A

15 JULY 2021

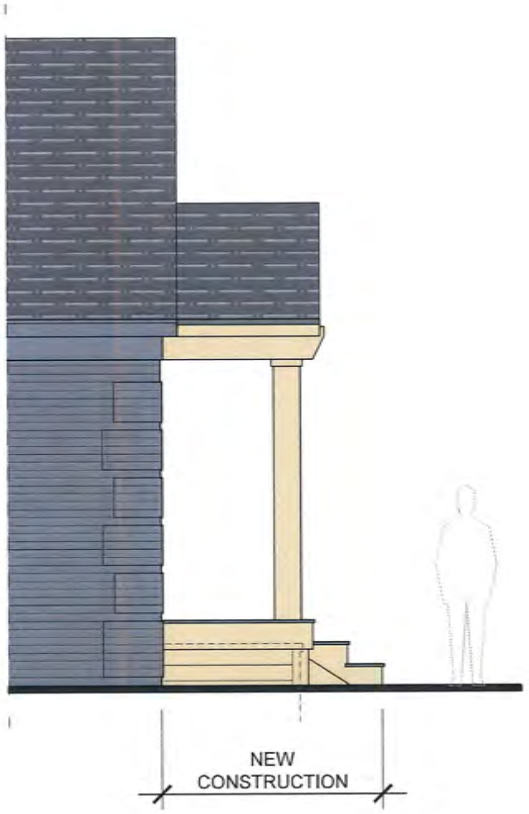

NEW NORTH ELEVATION (SOUTH SIMILAR) 1

SCALE: 3/16" = 1'-0"

PRELIMINARY NORTH/SIDE ELEVATION

NEW COVERED ENTRY FOR THE DREIMILLER RESIDENCE

1455 PARKWOOD ROAD, LAKEWOOD, OHIO 44107

PRESTON C. BUCHTEL | DESIGN + PLANNING + CONSTRUCTION 721 COLLEGE AVENUE, CLEVELAND, OH 44113 216.905.7572 | design@prestonbuchtel.com

SHT. 1

2021.27A

15 JULY 2021

BOARD OF BUILDING STANDARDS
ARCHITECTURAL REVIEW BOARD
SIGN REVIEW BOARD

12650 Detroit Avenue • (216) 529-6630 • FAX (216) 529-5907 • www.lakewoodoh.gov

Application Cover Page

Docket No.: 08-114-21

Permit No.: BBS21-000139

Applicant Name: Chris Kontur, CPK Construction, Inc.

Project Address: 17221 Edgewater Dr.

Project Name: n/a

Project: Applicant proposes the addition of dormers for expansion of the third floor.

Third Floor Improvements to:

Swellie Residence

17221 Edgewater Drive
Lakewood, Ohio 44107

CONTRACTOR:
CPK Construction
8051 Vesta Ave. Suite 3
Northfield, Ohio 44067
p. 330-467-5918

DRAFTER:
PWB Technical Drafting
6229 Sunnywood Dr.
Solon, Ohio 44139
p. 440-709-6025

PROJECT DESCRIPTION

THE WORK SHALL INCLUDE ALL LABOR, MATERIALS AND EQUIPMENT TO CONSTRUCT OF A NEW (3) THIRD DORMER STRUCTURES AND THE RENOVATIONS OF THE EXISTING INTERIOR ATTIC THIRD FLOOR SPACE. ALL EXTERIOR FINISH TO MATCH EXISTING.

INDEX TO DRAWINGS

T1.00 TITLE SHEET, SITE PLAN
A2.00 DEMOLITION PLAN, ATTIC/THIRD FLOOR PLAN
A2.00 ROOF PLAN
A3.00 EXTERIOR ELEVATIONS
A3.00 PARTIAL BUILDING SECTIONS, ROOF FRAMING PLANS

CODE REVIEW

THE DESIGN AND CONSTRUCTION COMPLIES WITH THE REQUIREMENTS OF THE OHIO RESIDENTIAL CODE, CURRENT EDITION.

2013 RESIDENTIAL CODE OF OHIO

2014 NATIONAL ELECTRICAL CODE

ABBREVIATIONS

ACT acoustical ceiling tile
ADA Americans W/ Disabilities Act.
ADAAG Americans W/ Disabilities Act Accessibility Guidelines
ADJ adjustable
AFF above finished floor
ALUM aluminum
ANC anchor

BD board
BLDG building
BLK blocking
BOT bottom
BRD board
BRG bearing

CG corner guard
CH channel
CJ control joint
CPT carpet
CI cast iron
CL centerline
CLG ceiling
CMU concrete masonry unit
COL column
CONC concrete
CONT continuous
CORR corridor
CPT carpet
CRS course
CT ceramic tile
CTB ceramic tile base
CTR center

DBL double
DF drinking fountain (bubbler)
DIAG diagonal
DIM (S) dimension
DN down
DR door
DS down spout
D/TL detail
DWG drawing
DWL dowel

EA each
ELEC electrical
ELEV elevation
EJ expansion joint
EQ equal
ETR existing to remain
EW each way
EWC electric water cooler
EX existing
EXIST existing
EXP expansion
EXT exterior

FE fire extinguisher
FEC fire extinguisher cabinet
FT fire-resistant treated
FIN finish
FLR floor
FLUOR fluorescent
FND foundation
FRP fiberglass reinforced panel
FTG footing

GA gauge
GALV galvanized
GC general contractor
GFCI ground fault circuit interrupter
GWB gypsum wall board
GYP gypsum
GYP BD gypsum wall board

HDWR hardware
HM hollow metal
HORIZ horizontal
HGT height

ID inside diameter
IN inch
INS insulation
INT interior

JST joist
JT joint

LAM laminated

MAS masonry
MAT'L material
MECH mechanical
MO masonry opening
M/FR manufacturer
MIN minimum
MTL metal

NIC not in contract
NO number
NTS not to scale

OC on center
OD outside diameter
OFCI owner furnish contractor install
OFI owner furnish and install
OH opposite hand
O/HD overhead

PLAM plastic laminate
PVMT pavement
PERF perforated
PGB painted gypsum board
PL plate
PLAS plaster
PLBG plumbing
P paint
PNT paint
PR pair
PSI pounds per square inch

QUAL quality
QUAN quantity
QT quarry tile

R risers
RB rubber base
RCP reflected ceiling plan
R&S rod & shelf
RO rough opening
RAD radius
RD round
REQ require (d)
RM room
RUB rubber

SC solid core
SCR screws
SCW solid core wood
SECT section
SFM split face masonry
SIM similar
SQ square
SRC sound reduction coefficient
SS stainless steel
STD standard
ST steel
STL structural
STRUC structure
SV sheet vinyl

T treads
T&B top & bottom
T&G tongue and grove
TEM tempered
TEMP temporary
THK thick
TOS top of steel
TS transition strip
TYP typical

UC under counter
UNO unless noted otherwise

VCB vinyl cove base
VCT vinyl composition tile
VERT vertical
VT vinyl tile
VWC vinyl wall covering

W/ with
WC wheelchair
WC water cooler
WD wood
WF wide flange
WKD width X depth

X/FMR transformer

SYMBOLS LEGEND

NORTH ARROW
ADDENDUM TAG
BULLETIN TAG
BUILDING SECTION
WALL SECTION
NEW COLUMN TAG
EXISTING COLUMN TAG
DATUM
DETAIL MARK
DOOR NO.: REFER TO DOOR SCHEDULE
ELEVATION NOTE
EXTERIOR & INTERIOR ELEV.
FLAG NOTES
FINISH MATERIAL NOTE: REFER TO SCHEDULE
REFLECTED CEILING PLAN TAG
LOUVER TAG: REFER TO SCHEDULE
TRUSS ARROW
WALL TYPE TAG
WINDOW TAG: REFER TO SCHEDULE
NEW ROOM DESIGNATION
EXISTING ROOM DESIGNATION

ASPHALT
BATT INSULATION
BRICK
CERAMIC TILE
CONCRETE
CONCRETE BLOCK
EARTH
FINISH WOOD
FIREBRICK
GRAVEL OR STONE
GYPSUM WALL BOARD
LUMBER OR WOOD BLOCKING
PLYWOOD
RIGID INSULATION
SPRAY FOAM INSULATION
STEEL

ZONING REVIEW

ZONING DISTRICT: R-1L = RESIDENTIAL, SINGLE FAMILY (LOW DENSITY)

SETBACKS:
FRONT YARD:
REQUIRED = AVERAGE OF ADJACENT YARDS
EXISTING = 67'-1 +/-
PROPOSED = NO CHANGE

SIDE YARD:
REQUIRED = 20'-0" MINIMUM SUM
EXISTING = 18'-8" + 6'-0" = 24'-8" +/- TOTAL
PROPOSED = NO CHANGE

REAR YARD:
REQUIRED = 40'-0" MINIMUM
EXISTING = 55'-6" +/-
PROPOSED = NO CHANGE

HEIGHT:
MAXIMUM:
- 35'-0" (AT FINISH FLOOR)
- 2.5 STORIES
EXISTING:
- 25'-10" +/-
- 2.5 STORIES
PROPOSED:
- WILL NOT EXCEED EXISTING ROOF RIDGE

LOCATION MAP

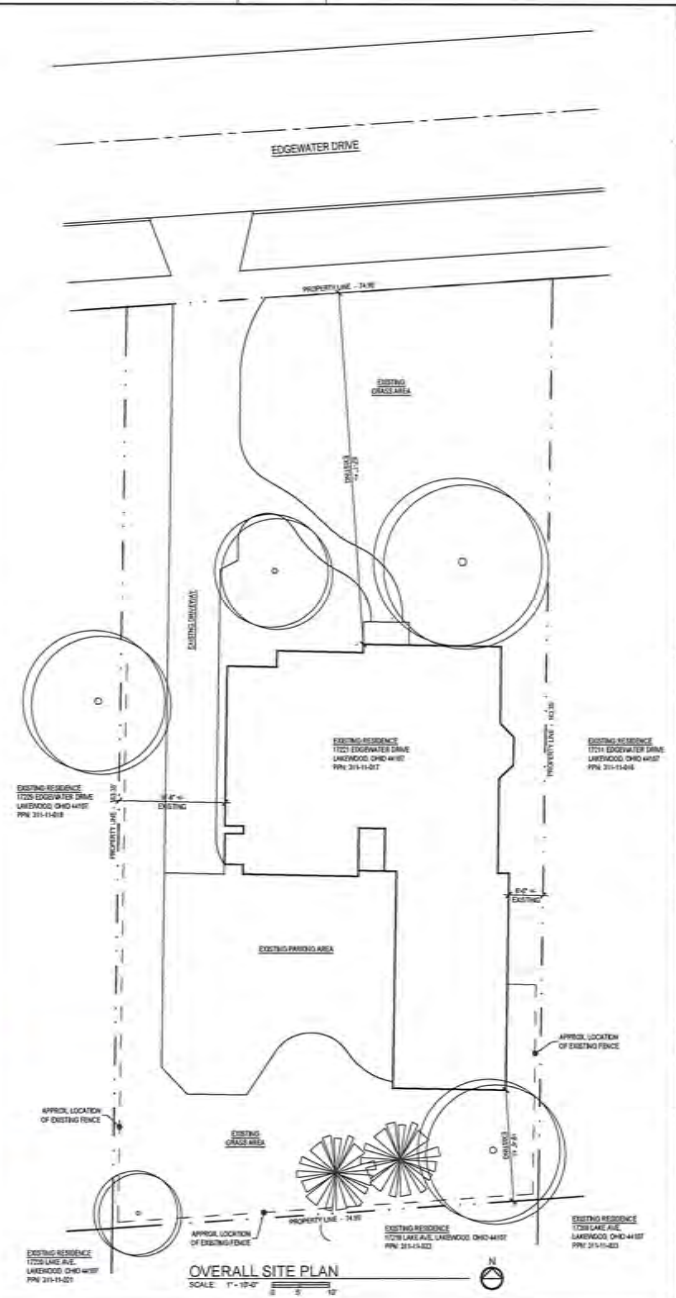

OVERALL SITE PLAN
SCALE: 1" = 10'-0"

CPK CONSTRUCTION
8051 Vesta Avenue, Suite 3, Northfield, Ohio 44067
P. 330-467-5918 F. 330-467-5919

THIRD FLOOR IMPROVEMENTS FOR - 17221 Edgewater Drive Lakewood, Ohio 44107

TITLE SHEET

07/09/21 PERMIT SUBMISSION
07/16/21 DESIGN REVIEW

T1.00

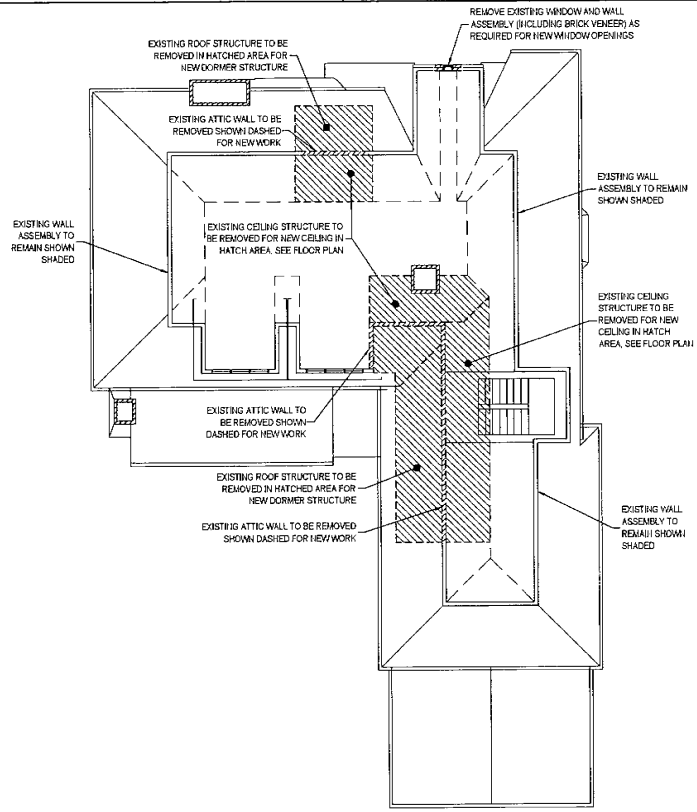

ATTIC/ THIRD FLOOR DEMOLITION PLAN

SCALE: 1/8" = 1'-0" 0 4' 8'

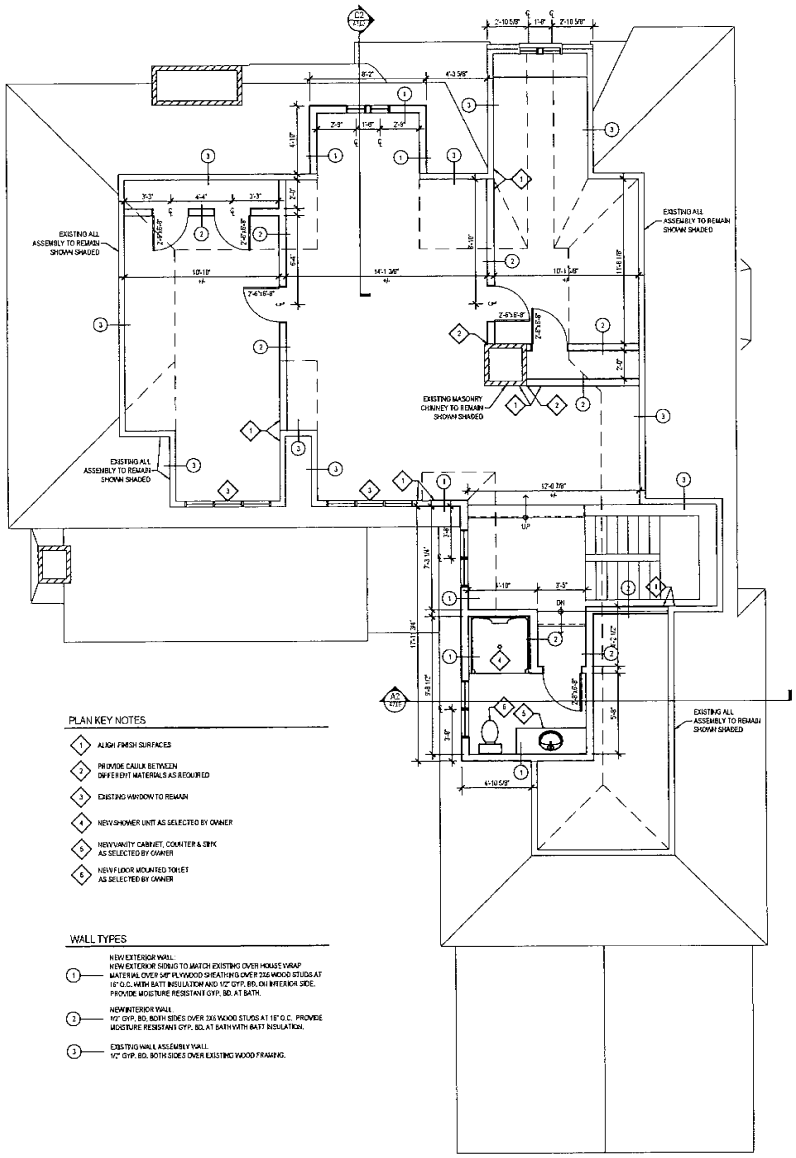

PLAN KEY NOTES

1. ALIGN FINISH SURFACES
2. PROVIDE CAULK BETWEEN DIFFERENT MATERIALS AS REQUIRED
3. EXISTING WINDOW TO REMAIN
4. NEW SHOWER UNIT AS SELECTED BY OWNER
5. NEW VANITY CABINET, COUNTER & SINK AS SELECTED BY OWNER
6. NEW FLOOR MOUNTED TOILET AS SELECTED BY OWNER

WALL TYPES

1 — NEW EXTERIOR WALL
NEW EXTERIOR SIDING TO MATCH EXISTING OVER HOUSE WRAP MATERIAL OVER 5/8" PLYWOOD SHEATHING OVER 2X6 WOOD STUDS AT 16" O.C. WITH BATT INSULATION AND 1/2" GYP. BD. ON INTERIOR SIDE. PROVIDE MOISTURE RESISTANT GYP. BD. AT BATH.

2 — NEW INTERIOR WALL
1/2" GYP. BD. BOTH SIDES OVER 2X4 WOOD STUDS AT 16" O.C. PROVIDE MOISTURE RESISTANT GYP. BD. AT BATH WITH BATT INSULATION.

3 — EXISTING WALL ASSEMBLY WALL
1/2" GYP. BD. BOTH SIDES OVER EXISTING WOOD FRAMING.

ATTIC/ THIRD FLOOR PLAN

SCALE: 1/4" = 1'-0" 0 2' 4'

CPK CONSTRUCTION
8661 Vista Avenue, Suite 3, Northfield, Ohio 44067
P: 330-467-5518 F: 330-467-5070

DEMOLITION PLAN & FLOOR PLAN

07/30/21	PERMIT SUBMISSION
07/19/21	DESIGN REVIEW

A2.00

THIRD FLOOR IMPROVEMENTS FOR - 17221 Edgewater Drive Lakewood, Ohio 44107

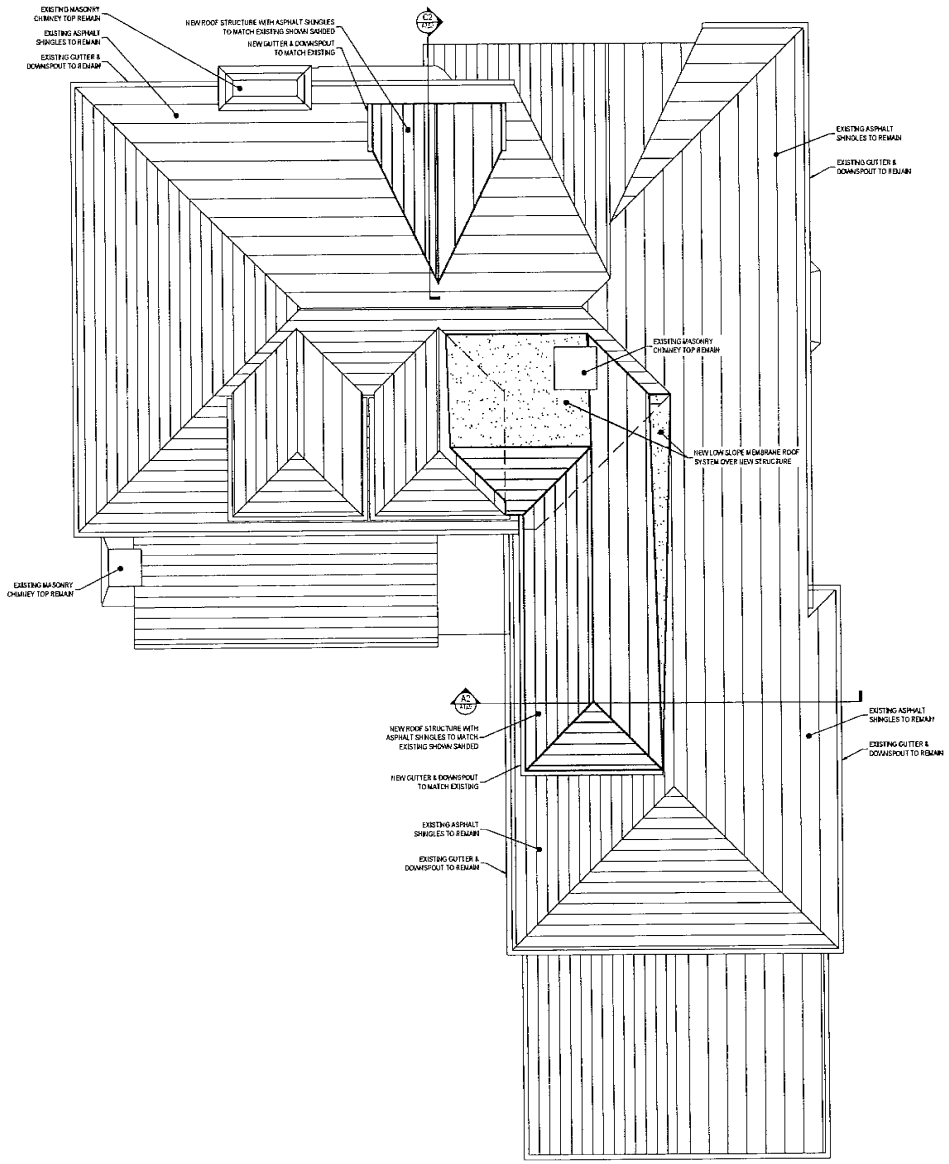

OVERALL ROOF PLAN

SCALE: 1/4" = 1'-0"

0 2 4

SHEET LEGEND

GPK CONSTRUCTION
8051 Vista Avenue Suite 2, Northfield, Ohio 44067
P: 330-467-5918 F: 330-467-5070

THIRD FLOOR IMPROVEMENTS FOR - 17221 Edgewater Drive Lakewood, Ohio 44107

SHEET TITLE

ROOF PLAN

07/09/21	PERMIT SUBMISSION
07/19/21	DESIGN REVIEW

SHEET NUMBER

A2.20

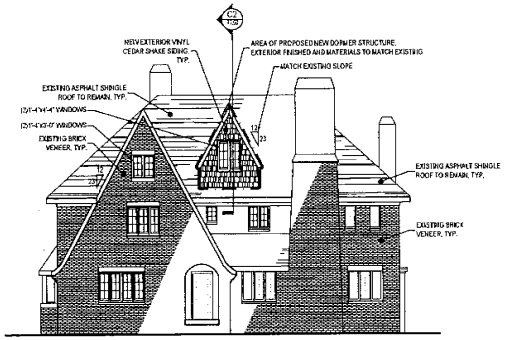

A1 NORTH EXTERIOR ELEVATION
SCALE: 1/8" = 1'-0"

A3 EAST EXTERIOR ELEVATION
SCALE: 1/8" = 1'-0"

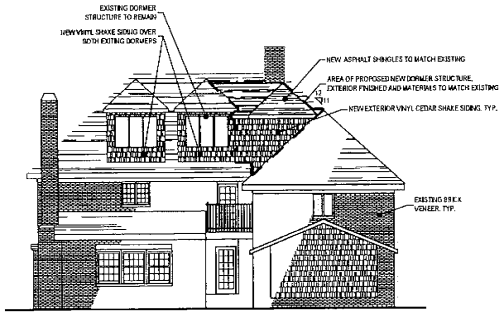

B1 SOUTH EXTERIOR ELEVATION
SCALE: 1/8" = 1'-0"

B2 WEST EXTERIOR ELEVATION
SCALE: 1/8" = 1'-0"

CPK CONSTRUCTION
8051 Veale Avenue, Suite 3, Northfield, Ohio 44067
P: 330-467-5516 F: 330-467-5070

SHEET TITLE
EXTERIOR ELEVATIONS

07/20/21	PERMIT SUBMISSION
07/19/21	DESIGN REVIEW

SHEET NUMBER
A6.00

PROJECT NAME
THIRD FLOOR IMPROVEMENTS FOR - 17221 Edgewater Drive Lakewood, Ohio 44107

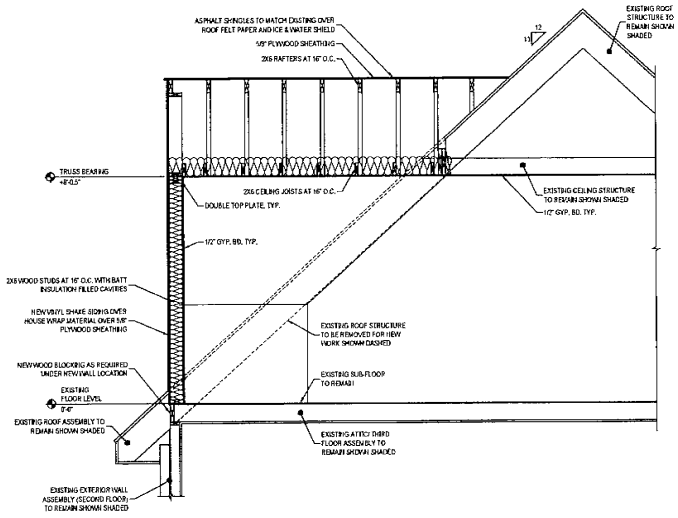

A2 PARTIAL BUILDING SECTION
SCALE 1/4" = 1'-0"

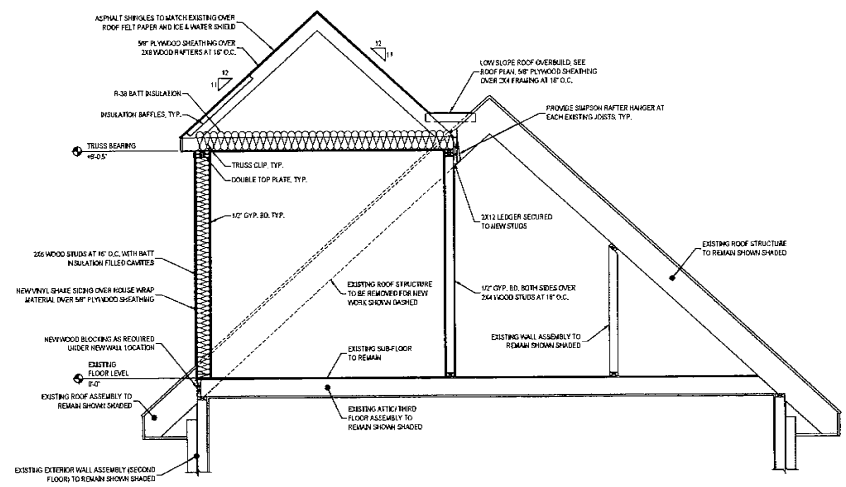

C2 PARTIAL BUILDING SECTION
SCALE: 1/2" = 1'-0"

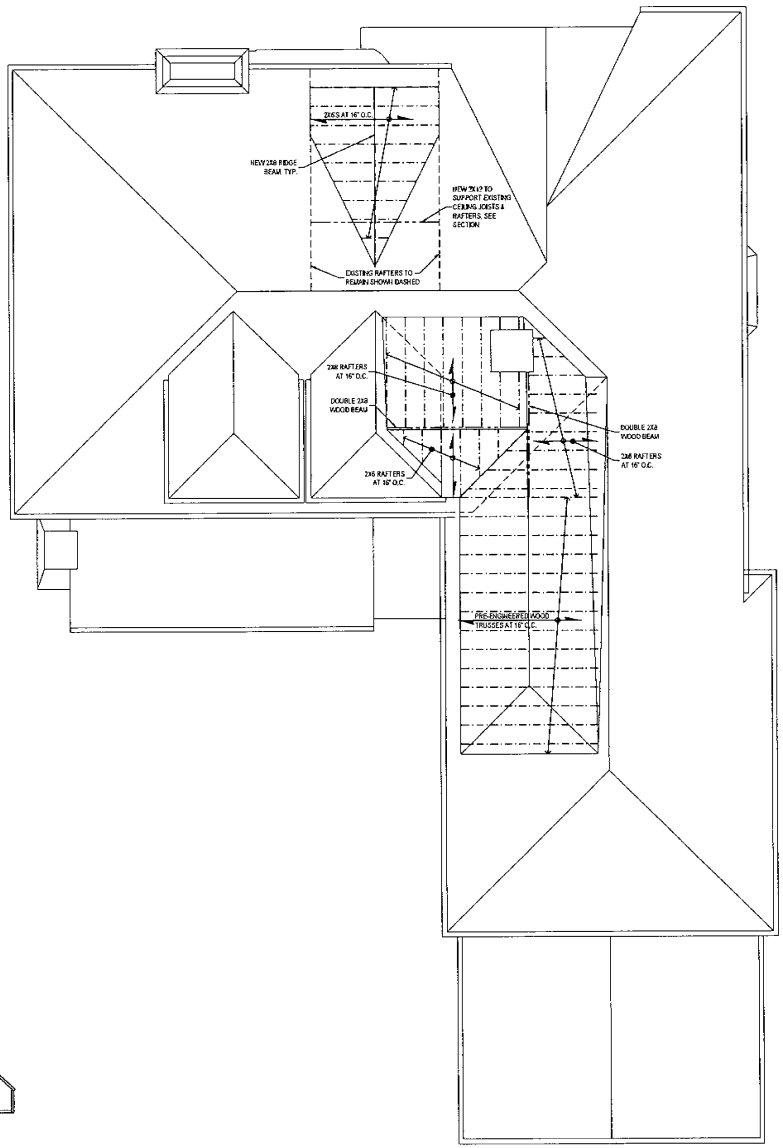

ROOF FRAMING PLAN
SCALE 1/4" = 1'-0"

SHEET LEVEL 0'-0"

CPK CONSTRUCTION
8051 Vista Avenue, Suite 3, Northfield, Ohio 44067
P: 330-467-0318 F: 330-467-0319

SHEET TITLE
PARTIAL BUILDING SECTIONS & ROOF FRAMING PLAN

07/29/21 PERMIT SUBMISSION
07/19/21 DESIGN REVIEW

SHEET NUMBER
A7.00

THIRD FLOOR IMPROVEMENTS FOR - 17221 Edgewater Drive Lakewood, Ohio 44107

Pella® Lifestyle Series Casement

Aluminum EnduraClad® Exterior

Detailed Product Descriptions

Frame

- Select softwood, immersion treated with Pella's EnduraGuard® wood protection formula in accordance with WDMA I.S.-4. The EnduraGuard formula includes three active ingredients for protection against the effects of moisture, decay, stains from mold and mildew. Plus, an additional ingredient adds protection against termite damage.
- Interior exposed surfaces are clear pine.
- Exterior surfaces are clad with aluminum.
- Components are assembled with screws, staples and concealed corner locks.
- Overall frame depth is 5" (127 mm) for a wall depth of 3-11/16" (94 mm).
- Optional factory-applied jamb extensions available between 3-13/16" (97) and 9-3/16" (233).
- Optional factory-installed fold-out installation fins with flexible fin corners.
- Optional factory-applied EnduraClad® exterior trim.

Sash

- Select softwood, immersion treated with Pella's EnduraGuard® wood protection formula in accordance with WDMA I.S.-4. The EnduraGuard formula includes three active ingredients for protection against the effects of moisture, decay, stains from mold and mildew. Plus, an additional ingredient adds protection against termite damage.
- Interior exposed surfaces are clear pine.
- Exterior surfaces are clad with aluminum, lap-jointed and sealed.
- Corners mortised and tenoned, glued and secured with metal fasteners.
- Sash thickness is [1-3/4" (45 mm) dual-pane] [2-3/16" (55mm) triple-pane, (2-1/4" (57 mm) including hinged glass panel)].

Weatherstripping

- Dual weatherstripping.
  - Flexible santoprene material compressed between frame and sash for positive seal on all four sides.
  - Secondary thermoplastic vulcanizate (TPV) weatherstrip between edge of sash and frame [Dual-Pane: leaf-type on the vertical sides and bottom side, and Santoprene® bulb-type weatherstrip on the top side] [Triple-Pane: leaf-type on all four sides].

Glazing System

- Quality float glass complying with ASTM C 1036.
- High altitude glazing available.
- Silicone-glazed 11/16" [obscure] dual-seal insulating glass [[annealed] [tempered]] [[Advanced Low-E] [SunDefense™ Low-E] [AdvancedComfort Low-E] [NaturalSun Low-E] with argon].

-or-

- Triple-Pane Glazing System:
  - Exterior silicone-glazed 11/16" [obscure] dual-seal insulating glass, [[annealed] [tempered]] [[Advanced Low-E] [SunDefense™ Low-E] [AdvancedComfort Low-E] [NaturalSun Low-E] with argon].
  - Interior hinged glass panel set in a [veneered fiberglass composite] [aluminum (advanced comfort)] frame finished to match interior (aluminum frames are veneered for stain finishes), fitted to sash with continuous gasket seal, clear [annealed] [tempered] glass.
  - Airspace between insulating glass and hinge glass panel is 1-1/32".

Exterior

- Exterior aluminum surfaces are finished with EnduraClad® protective finish, in a multi-step, baked-on finish.
- Finish color:
  - Dual-pane [White] [Tan] [Putty] [Brown] [Poplar White] [Portobello] [Hartford Green] [Morning Sky Gray] [Brick Red] [Black].
  - Triple-pane [White] [Tan] [Putty] [Brown] [Poplar White] [Portobello] [Hartford Green] [Morning Sky Gray] [Brick Red] [Black] [Almond] [Fossil] [Iron Ore].

Interior

- [Unfinished, ready for site finishing] [factory primed with one coat acrylic latex] [factory prefinished [White] [Linen White] [Bright White] [stain$_1$]].

Hardware

- Roto operator assembly
  - Steel worm gear sash operator with hardened gears.
  - Operator base to be zinc die cast with painted finish.
  - Operator linkage, hinge slide, and hinge arms are stainless steel.
  - Exposed fasteners are stainless steel.
  - Hardware will exceed 1,000 hours salt spray exposure per ASTM B 117.
- Innovative Locking System — A single handle locking system which operates positive-acting arms that reach out and pull the sash into a locked position: one operating lock installed on units with lock-side frame dimension [Dual-pane ≤ 29"] [Triple-pane ≤ 41"] , two unison operating locks are installed on units with lock-side frame dimension [Dual pane > 29"] [Triple-pane > 41"].

- Standard Integrated fold-away crank and lock handle finish is [baked enamel [Champagne] [White] [Brown] [Matte Black]] [Oil-Rubbed Bronze] [Satin Nickel].

Optional Products

Grilles

- Roomside Removable Grilles (Dual-Pane glazing only)
  - 3/4" [Traditional] [Custom – Equally divided] removable solid pine wood bars steel-pinned at joints and fitted to sash with steel clips and tacks.
  - Interior [unfinished, ready for site finishing] [factory primed] [pine: factory prefinished [White] [Linen White] [Bright White] [stain$_1$]].
  - Exterior [unfinished, ready for site finishing] [factory primed] [factory prefinished, finish color matched to exterior cladding$_4$].

– or –

- Simulated-Divided-Light [with optional spacer] (Dual-pane glazing)
  - 7/8" Grilles permanently bonded to the interior and exterior of glass.
  - Patterns are [Traditional] [Prairie] [Cross] [Top Row] [Custom – Equally Divided].
  - Interior surfaces are [unfinished, ready for site finishing] [factory primed] [pine: factory prefinished [White] [Linen White] [Bright White] [stain$_1$]].
  - Exterior color to match the exterior cladding color.
- Simulated-Divided-Light with Grilles-Between-the-Glass (Triple-pane glazing)
  - 3/4" Grilles permanently bonded to the exterior of glass.
  - Patterns are [Traditional] [Prairie] [Cross] [Top Row] [Custom – Equally Divided].
  - Exterior color to match the exterior cladding color.
  - Insulating glass contains 3/4" contoured aluminum grilles permanently installed between two panes of glass.
  - Interior color is [White] [Ivory] [Tan$_3$] [Brickstone] [Black] [Putty$_3$] [Brown$_3$] [Harvest] [Cordovan].

– or –

- Grilles-Between-the-Glass$_2$
  - Insulating glass contains 3/4" contoured aluminum grilles permanently installed between two panes of glass.
  - Patterns are [Traditional] [9-Lite Prairie] [Top Row] [Cross] [Custom – Equally Divided].
  - Interior color is [White] [Ivory] [Tan$_3$] [Brickstone] [Black] [Putty$_3$] [Brown$_3$] [Harvest] [Cordovan].
  - Exterior color [matched to the exterior cladding color] [White]$_4$.

Flat Insect Screen

- InView™ Screens
  - Vinyl-coated 18/18 mesh fiberglass screen cloth complying with the performance requirements of SMA 1201, set in aluminum frame fitted to inside of window, supplied complete with all necessary hardware.
  - Screen frame finish is baked enamel, [Champagne] [White] [Brown] [Black].

– or –

- Vivid View®
  - PVDF 21/17 mesh, minimum 78 percent light transmissive screen, set in aluminum frame fitted to inside of window, supplied complete with all necessary hardware.
  - Screen frame finish is baked enamel, [Champagne] [White] [Brown] [Black].

– or –

- Rolscreen® Soft-close Retractable Screen
  - InView™ Screen cloth, self-storing, rolling, black vinyl-coated 18/18 mesh fiberglass screen cloth complying with ASTM D 3656 and the performance requirements of SMA 1201 mounted behind overhead cover.
  - Cover finish is [factory prefinished paint$_1$] [pine veneer wrapped over extruded aluminum with factory prefinished stain$_1$].
  - Guides are aluminum extrusion with [pine veneer wrapped over extruded aluminum with factory prefinished stain$_1$] [factory prefinished paint$_1$].

Integrated Between-the-Glass Window Fashions (Triple-Pane glazing only)$_1$

- Slimshade® Blinds
  - 15 mm aluminum slat, bottom-up blinds with polyester cord ladder
  - Installed in sash between double glazing and interior hinged glass panel.
  - Operated with cordless operator or motorized with Insynctive® technology.

– or –

- Cellular Fabric Shades
  - 11/16" width, bottom-up shades with hidden polyester cord, spun bond Polyethylene Terephthalate (PET) cellular fabric.
  - Installed in sash between double glazing and interior hinged glass panel.
  - Operated with cordless operator or motorized with Insynctive® technology.

Hardware

- Optional factory applied limited opening hardware available for vent units in stainless steel; nominal 3" opening.
- Optional window opening control device available for field installation. Device allows window to open less than 4" with normal operation, with a release mechanism that allows the sash to open completely. Complies with ASTM F2090-17.

Sensors

- Optional factory installed integrated security sensors available in vent units.

(1) Contact your local Pella sales representative for current designs and color options.

(2) Available on units glazed with Low-E insulated glass with argon, and obscure insulated glass.

(3) Tan, brown and putty Interior GBG colors are available only with matching interior and exterior colors.

(4) Appearance of exterior grille color will vary depending on Low-E coating on glass.

CertainTeed
SAINT-GOBAIN

Specification Sheet

Northwoods®

Single 7" Perfection Shingles
Single 7" Straight Edge Rough Split Shakes
Single 9" Staggered Rough-Split Shakes

General Description: Northwoods® 7" Perfection Shingles, 7" Straight Edge Rough-Split Shakes and 9" Staggered Rough-Split sidings provide the look of wood shakes and shingles, but do not require the upkeep common to wood. Northwoods siding is manufactured with TrueTexture™ finish molded directly from natural wood shakes and shingles. It is appropriate for use in new construction for single family homes, multi-housing projects and light commercial developments. Northwoods is also an ideal product for remodeling.

Styles:

Profile	Finish	Panel Dimensions	Panel Projection	Wall Thickness (Nominal)	Lock Design	Colors	Accessory Pocket
7" Perfection Shingle	Cedar	7" x 10' Single Course	¾"	.050"	Full Panel Lock	20	¾"
7" Straight Edge Rough-Split Shakes	Rough-Split Cedar	7" x 10' Single Course	1"	.050"	Full Panel lock	13	1"
9" Staggered Rough-Split Shakes	Rough-Split Cedar	9" x 10' Single Course	1"	.050"	Full Panel lock	10	1"

Colors: Northwood's siding profiles are available in the industry's widest selection of colors. All colors are Spectrophotometer controlled and utilize exclusive PermaColor™ color science.

Colonial White (01)	Charcoal Gray (46)*	Flagstone (97)	Natural Clay (60)	Savannah Wicker (59)
Autumn Red (23)	Cypress (42)	Granite Gray (34)*	Pacific Blue (27)	Seagrass (30)*
Buckskin (41)	Desert Tan (07)	Hearthstone (19)*	Sable Brown (29)	Slate (44)*
Castle Stone (37)*	Espresso (43)*	Midnight Blue (45)*	Sandstone Beige (15)	Sterling Gray (33)

**Available in S7 Perfection Profile only*

Accessories: CertainTeed manufactures a wide range of siding accessories that are compatible with Northwoods siding styles and colors. Accessory products include installation components, soffit, window and door trim, corner lineals, corner systems and decorative moldings. Northwoods Rough Split Shake products require 1" pocket accessories. Northwoods Perfection Shingles use ¾" pocket accessories.

Composition: Northwoods siding is produced using PVC resin.

Technical Data: Northwoods siding is in compliance with ASTM specification for Rigid Polyvinyl Chloride (PVC) Siding D3679, and the requirements of the 2015, 2018 and 2021 International Residential Code and International Building Code, the 2020 Florida Residential Code and Florida Building Code, and the 2019 California Residential Code and California Building Code Northwoods siding meets or exceeds the properties noted in Table 1.

CertainTeed LLC
20 Moores Road
Malvern, PA
certainteed.com
© 01/21

Table 1

ASTM E 84	Meets Class A flame spread requirements as tested according to ASTM E84.
ASTM D 635	Material is self-extinguishing with no measurable extent of burn when tested in accordance with this specification.
NFPA 268	Radiant Heat Test – Ignition Resistance of Exterior Walls – Conclusion that CertainTeed met the conditions for allowable use as specified in section 1406 of the International Building Code.

Important Fire Safety Information: When rigid vinyl siding is exposed to significant heat or flame, the vinyl will soften, sag, melt or burn, and may thereby expose material underneath. Care must be exercised when selecting underlayment materials because many underlayment materials are made from organic materials that are combustible. You should ascertain the fire properties of underlayment materials prior to installation. All materials should be installed in accordance with local, state and federal Building Code and fire regulations.

Wind Load Testing: CertainTeed Northwoods siding has been tested per ASTM D 5206 standard test method for wind load resistance to withstand negative wind load pressures and their mph equivalents as shown in the chart below. All products exceed industry standards for wind load performance. Check with your local building inspector for wind load requirements in your area for the type of structure you are building.

Table 2*

Product	Fastener Spacing		2015/2018 IBC/IRC			2021 IBC/IRC		
			Standard Design Pressure Rating	Maximum Windspeed (mph)		Standard Design Pressure Rating	Maximum Windspeed (mph)	
				ASD	ULT		ASD	ULT
Single 7" Perfection	Nails	16" o.c.	120.4	224	289	80.0	182	235
Single 7" Rough-Split	Nails	16" o.c.	105.0	209	270	68.9	169	218
Single 9" Rough-Split	Nails	16" o.c.	98.7	203	261	64.4	164	211

* Windload calculations based on ASTM D3679, ASCE 7-10, 30ft High, Exposure B

Documents: CertainTeed Vinyl Siding meets the requirements of one or more of the following specifications.
Texas Department of Insurance Product Evaluation EC-11
Conforms to ASTM Specification D3679
ICC-ES Evaluation Report ESR-1066
Florida BCIS Approval FL1573
Florida BCIS Approval FL12483
For specific product evaluation/approval information, call 800-233-8990.

Installation: Prior to commencing work, verify governing dimensions of building, examine, clean and repair, if necessary, any adjoining work on which the siding is in any way dependent for its proper installation. Sheathing materials must have an acceptable working surface. Siding, soffit and accessories shall be installed in accordance with the latest editions of CertainTeed installation manuals on siding and soffit. Installation manuals are available from CertainTeed and its distributors.

Warranty: CertainTeed supports Northwoods siding products with a Lifetime Limited Warranty. The warranty is transferable if the home is sold.

Technical Services: CertainTeed maintains an Architectural Services staff to assist building professionals with questions regarding CertainTeed siding products. Call 800-233-8990 for samples and answers to technical or installation questions.

Sample Short Form Specification: Siding as shown on drawings or specified herein shall be Northwoods 7" Perfection Shingles, 7" Straight Edge Rough-Split Shakes or Single 9" Staggered Rough-Split Shakes as manufactured by CertainTeed Siding, Malvern, PA. The siding shall be .060" nominal thickness for Shingles, and .050"

CertainTeed LLC
20 Moores Road
Malvern, PA
certainteed.com
© 01/21

nominal thickness for Shakes. Material shall provide wind resistance meeting ASTM D3679. Installation shall be in accordance with manufacturer's written instructions.

Three-part Format Specifications: Long form specifications in three-part format are available from CertainTeed by calling our Architectural Services Staff at 800-233-8990. These specifications are also available on our website at certainteed.com.

ISO 9001
DNV
DNV Certification, Inc.
REGISTERED FIRM

CertainTeed LLC
20 Moores Road
Malvern, PA
certainteed.com
© 01/21

CertainTeed SAINT-GOBAIN

Technical Data Sheet

Grand Manor® Shingles

PRODUCT INFORMATION



This product is the super heavyweight of laminated shingles. The difference is in the size and quality built-in by design. An 8" tab area, complete with two full-sized one-piece base shingles with random tabs and accented by shadow lines, gives an authentic, natural look with true depth and dimension. They are most aesthetically appealing when used on slopes of 9" per foot or greater. When applied with underlayment, Grand Manor produces at least five layers of roof protection and the quality is reminiscent of handcrafted workmanship. It is designed to resist blow off in high wind conditions up to 110-mph with normal installation and 130-mph with special installation.

Grand Manor shingles are algae-resistant (AR), commonly called fungus, and help protect against dark or black discoloration, sometimes called staining or streaking, caused by blue-green algae.

Colors: Please refer to the product brochure or CertainTeed website for the colors available in your region.

Limitations: Use on roofs with slopes 2" per foot or greater. However, slopes greater than 9" per foot best show the product design. Low slope applications (2:12 to < 4:12) require additional underlayment. In areas where icing along the eaves can cause the back-up of water, apply CertainTeed WinterGuard® Waterproofing Shingle Underlayment, or its equivalent, according to application instructions provided with the product and on the shingle package.

On slopes greater than 21" per foot, apply three spots of roofing cement under the shingle and an additional fastener in each laminated tab according to application instructions provided on the shingle package.

Product Composition: Grand Manor shingles are composed of a fiber glass mat base. Ceramic-coated mineral granules are tightly embedded in carefully refined, water-resistant asphalt. The laminated tabs are firmly adhered in a special tough asphaltic cement. These fiber glass based shingles have self-sealing adhesive applied.

Applicable Standards:

ASTM D3018 Type I
ASTM D3462
ASTM E108 Class A Fire Resistance
ASTM D3161 Class F Wind Resistance
ASTM D7158 Class H Wind Resistance
UL 790 Class A Fire Resistance
ICC-ES ESR-1389 and ESR-3537
CSA Standard A123.5
Miami-Dade Product Control Approved
Florida Product Approval # FL5444
Meets TDI Windstorm Requirements

TECHNICAL DATA

Weight/Square (approx.):	425 lb.
Dimensions (overall):	18" x 36"
Shingles/Square:	50
Weather Exposure:	8"

INSTALLATION

Detailed installation instructions are supplied on each bundle of Grand Manor shingles and must be followed. Separate application sheets may also be obtained from CertainTeed.

Special Application: CertainTeed Carriage House® shingles can be blended into a CertainTeed Grand Manor roof to achieve a unique and distinctive appearance. A common application method uses several courses of Carriage House in the middle of a Grand Manor roof. Other aesthetically appealing applications are possible using Grand Manor and Carriage House shingles. Contact CertainTeed for more information.

Hips and Ridges: Use only Shangle Ridge® accessory shingles of the matching color for capping hips and ridges.

MAINTENANCE

Grand Manor shingles require virtually no maintenance when installed according to manufacturer's application instructions. However, to protect the investment, any roof should be routinely inspected at least once a year. Older roofs should be looked at more frequently.

WARRANTY

Grand Manor carries a lifetime limited transferable warranty against manufacturing defects for the original homeowner when applied to stated CertainTeed application instructions for this product. In addition, Grand Manor also carries a 15-year algae resistance warranty and 10-year SureStart™ Protection. For specific warranty details and limitations, refer to the warranty itself (available from the local supplier, roofing contractor or on-line at www.certainteed.com).

FOR MORE INFORMATION

Sales Support Group: 800-233-8990
Web site: www.certainteed.com
See us at our on-line specification writing tool, CertaSpec, at www.certainteed.com/certaspec.

CertainTeed
20 Moores Road
Malvern, PA 19355

© 02/20 CertainTeed

CertainTeed
SAINT-GOBAIN

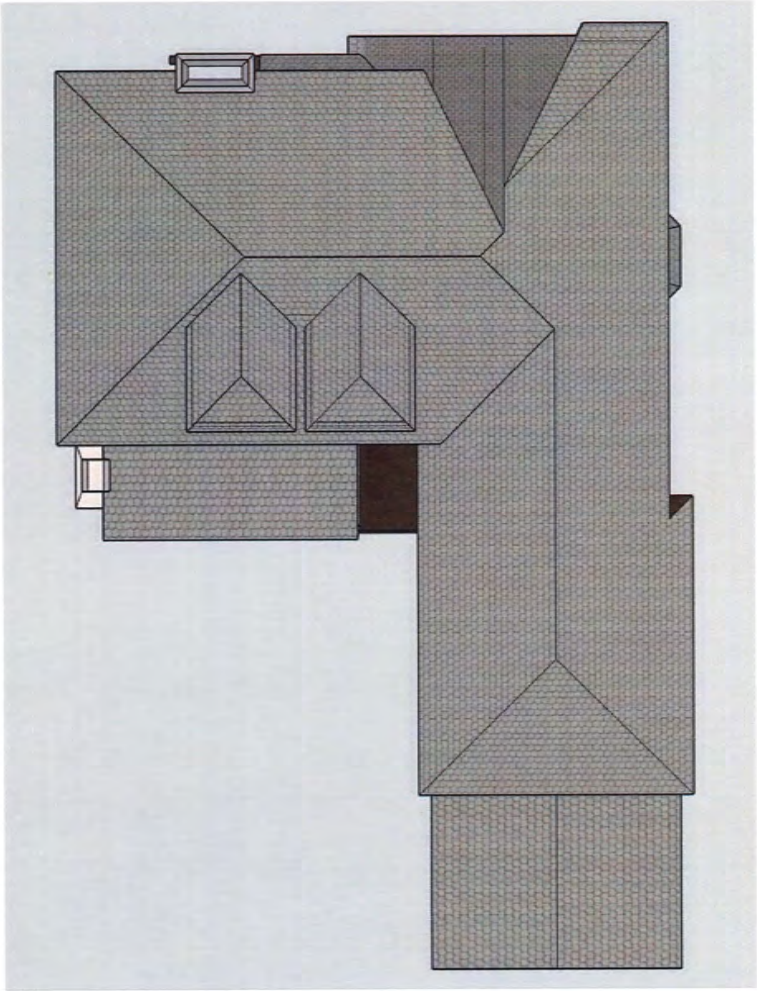

CPK CONSTRUCTION

8051 Vesta Ave
Suite 3
Northfield OH
44067

Robert Swellie
Interior & Exterior
Renovation

17221 Edgewater Drive
Lakewood OH, 44107

July 26, 2021

Existing Roof Plan

A1

Scale: NS



CPK CONSTRUCTION

8051 Vesta Ave
Suite 3
Northfield OH
44067

Robert Swellie
Interior & Exterior Renovation

17221 Edgewater Drive
Lakewood OH, 44107

July 26, 2021

Existing North Elevation

A2

Scale: NS

CPK CONSTRUCTION

8051 Vesta Ave
Suite 3
Northfield OH
44067

Robert Swellie
Interior & Exterior
Renovation

17221 Edgewater Drive
Lakewood OH, 44107

July 26, 2021

Existing South Elevation

A3

Scale: NS

CPK CONSTRUCTION

8051 Vesta Ave
Suite 3
Northfield OH
44067

Robert Swellie
Interior & Exterior
Renovation

17221 Edgewater Drive
Lakewood OH, 44107

July 26, 2021

Existing West Elevation

A4

Scale: NS

CPK CONSTRUCTION

8051 Vesta Ave
Suite 3
Northfield OH
44067

Robert Swellie
Interior & Exterior
Renovation

17221 Edgewater Drive
Lakewood OH, 44107

July 26, 2021

Existing East Elevation

A5

Scale: NS

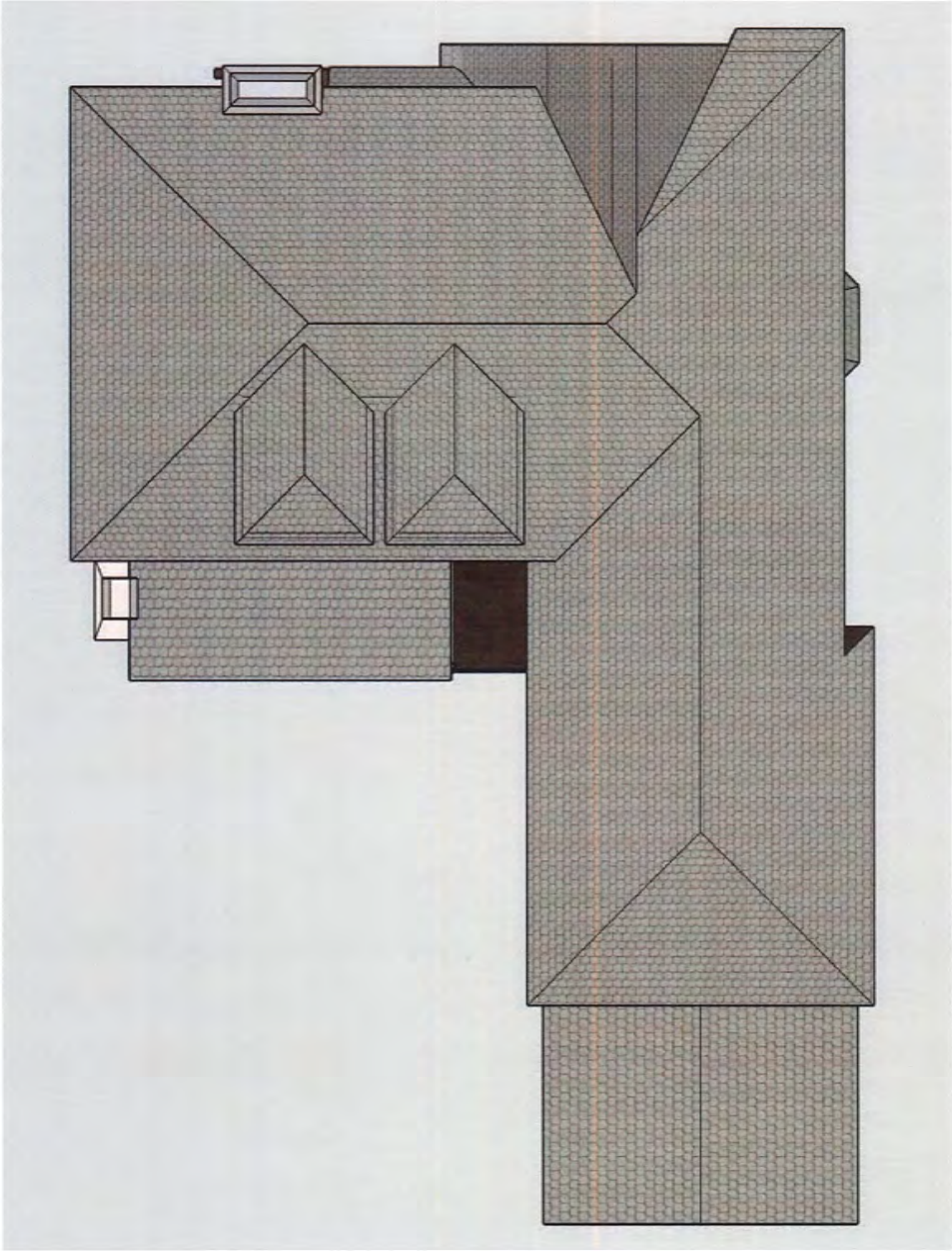

CPK CONSTRUCTION

8051 Vesta Ave
Suite 3
Northfield OH
44067

Robert Swellie
Interior & Exterior
Renovation

17221 Edgewater Drive
Lakewood OH, 44107

June 15, 2021

Existing Roof Plan

A1

Scale: NS



CPK CONSTRUCTION

8051 Vesta Ave
Suite 3
Northfield OH
44067

Robert Swellie
Interior & Exterior Renovation

17221 Edgewater Drive
Lakewood OH, 44107

June 15, 2021

Existing North Elevation

A2

Scale: NS

CPK CONSTRUCTION

8051 Vesta Ave
Suite 3
Northfield OH
44067

Robert Swellie
Interior & Exterior
Renovation

17221 Edgewater Drive
Lakewood OH, 44107

June 15, 2021

Existing South Elevation

A3

Scale: NS



CPK CONSTRUCTION

8051 Vesta Ave
Suite 3
Northfield OH
44067

Robert Swellie
Interior & Exterior
Renovation

17221 Edgewater Drive
Lakewood OH, 44107

June 15, 2021

Existing West Elevation

A4

Scale: NS

CPK CONSTRUCTION

8051 Vesta Ave
Suite 3
Northfield OH
44067

Robert Swellie
Interior & Exterior Renovation

17221 Edgewater Drive
Lakewood OH, 44107

June 15, 2021

Existing East Elevation

A5

Scale: NS

BOARD OF BUILDING STANDARDS
ARCHITECTURAL REVIEW BOARD
SIGN REVIEW BOARD

12650 Detroit Avenue • (216) 529-6630 • FAX (216) 529-5907 • www.lakewoodoh.gov

Application Cover Page

Docket No.: 08-115-21

Permit No.: BBS21-000142

Applicant Name: Amy Armour, Beegan Architectural Design

Project Address: 14531 Lake Ave.

Project Name: n/a

Project: Applicant proposes the replacement of an existing garage.

AREA MAP
N.T.S.

EXISTING SITE VIEW
N.T.S.

EXISTING SITE VIEW
N.T.S.

PROJECT RENDERING
N.T.S.

ARCHITCTURAL SITE PLAN
1" = 16'-0"

ISSUE	DATE	DESCRIPTION
1	07.21.21	lakewood ABR review

STATE OF OHIO
PAUL R. BEEGAN 12574
REGISTERED ARCHITECT

PAUL R. BEEGAN, LICENSE #12574
EXPIRATION DATE: 12.31.2021

BEEGAN
ARCHITECTURAL DESIGN

15703 MADISON AVENUE
LAKEWOOD, OHIO 44107
WWW.BEEGAN-AD.COM

216.521.9000 PHONE
216.916.4591 FAX
PAUL@BEEGAN-AD.COM

project no. 21-034

Sam Hamadeh
New Garage

14534 lake avenue
lakewood, ohio 44107

Architectural Site Plan
& Project Rendering

A0

© BEEGAN ARCHITECTURAL DESIGN LLC

ISSUE	DATE	DESCRIPTION
1	07.21.21	lakewood ABR review

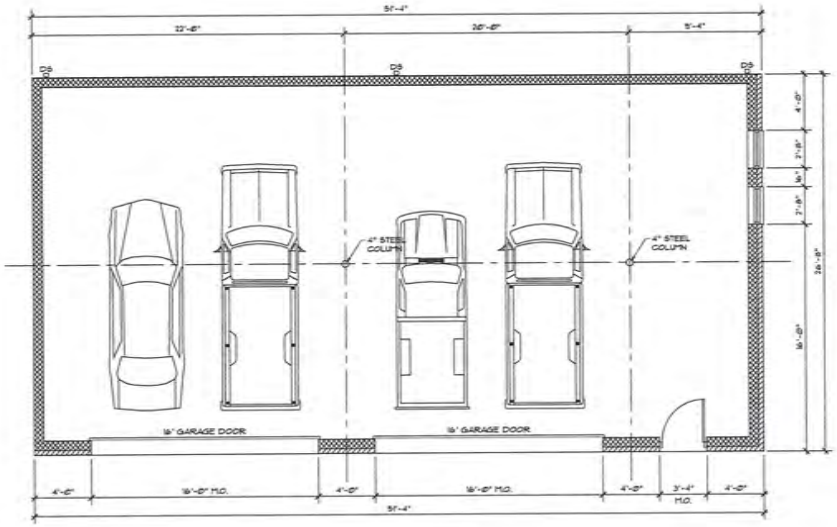

GARAGE PLAN
1/4" = 1'-0"

MATERIAL SAMPLES
N.T.S.

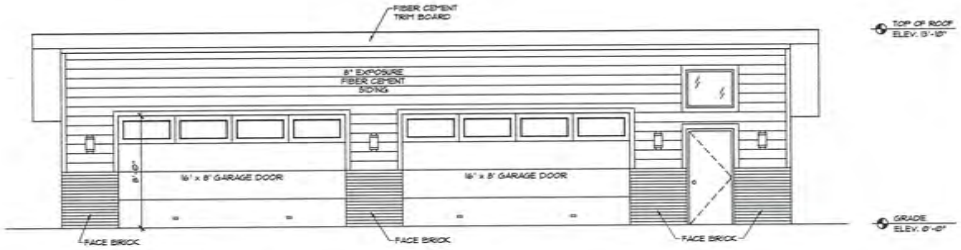

FRONT ELEVATION
1/4" = 1'-0"

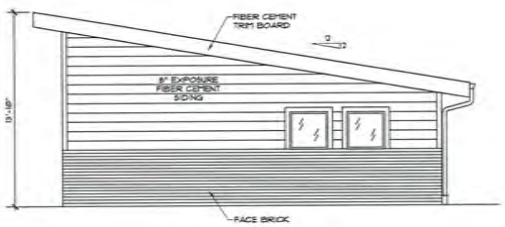

STREET ELEVATION
1/4" = 1'-0"

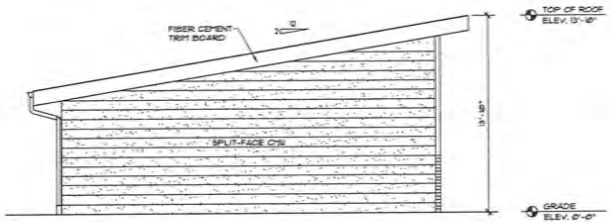

SIDE ELEVATION
1/4" = 1'-0"

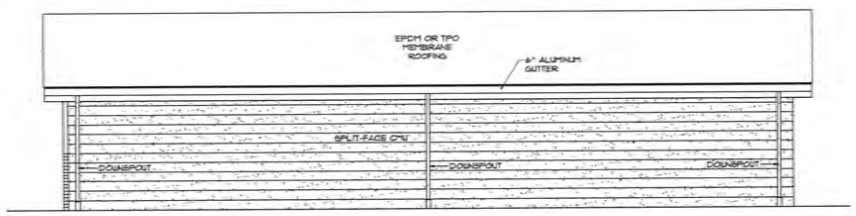

BACK ELEVATION
1/4" = 1'-0"

STATE OF OHIO
PAUL R. BEEGAN 12574
REGISTERED ARCHITECT

PAUL R. BEEGAN, LICENSE #12574
EXPIRATION DATE: 12.31.2021

BEEGAN
ARCHITECTURAL DESIGN

15703 MADISON AVENUE
LAKEWOOD, OHIO 44107
WWW.BEEGAN-AD.COM

216.521.9000 PHONE
216.916.4591 FAX
PAUL@BEEGAN-AD.COM

project no. 21-034

Sam Hamadeh
New Garage

14534 lake avenue
lakewood, ohio 44107

Plans and Elevations

A1

© BEEGAN ARCHITECTURAL DESIGN LLC

Whole Home Solution
Fixed and double-hung Pella Architect Series - Traditional windows and a Pella Entry Door.

Additional Solutions

Give your project an inviting look with exterior solutions from Pella.

Pella® Entry Doors
A curated collection of wood, fiberglass and steel entry doors delivering dependable performance and inspired designs.

Storm Doors
Complement your project's entryway with a storm door that creates the ideal first impression.

Explore additional Pella solutions at pella.com/professionals.

Window & Door Trim Options

Interior Wood Trim

Dramatically reduce installation time with factory-applied and factory-finished trim. Pella's beautiful trim options provide a vast range of choices that are true to your customer's home architectural style and décor.

The trim around Pella* wood, fiberglass or vinyl windows and doors can coordinate with other trim on your project, including baseboards, crown molding and chair rails. Optional accessories to coordinate with trim profiles are available.

Wood Types

Choose the wood species that best complements your project's interior.

Pine Oak

Prefinished Pine Interior Colors

Trim is available prefinished in your choice four paint colors and eleven stains. Unfinished or primed and ready-to-paint are also available.

Interior Trim Styles

Choose from over 50 styles of prefinished or unfinished wood interior trim to fit your project including these popular styles. Select trim styles available in Oak.

Craftsman Ranch Provincial Colonial Curved

* Availability may be limited. Please contact your local Pella expert for details.

EnduraClad* Exterior Trim

Add distinctive architectural detail to your project and set off the Pella wood windows and patio doors with style. Our low-maintenance, aluminum-clad exterior trim arrives factory-applied on windows and patio doors to save installation time and costs.

Exterior Finish Colors

Our low-maintenance, aluminum EnduraClad* exterior finish resists chalking and fading. Custom colors are also available.

Exterior Trim Styles

EnduraClad exterior aluminum trim is available in five standard profiles. Or choose a custom design.

Monroe Brickmould Jefferson 3-1/2" Flat Casing 3-1/2" Brickmould*

Installation Methods

Pella makes installing windows and doors easy. Multiple installation methods and exclusive features save time and help reduce costly callbacks.

For complete installation instructions and videos, visit installpella.com.

* Shown in a custom color. Contact your local Pella representative for more information on available colors.

build WITH FERGUSON
Account
Projects
Call
0
What are you shopping for?
Shipping to: Lakewood, OH
COVID-19 Update: Service & Delivery Info

Item # bci4030855

Miseno 17" Tall Outdoor Wall Sconce

Model:**ML62654-PBZ**

(8) | Write a Review

Chat with an Expert

$81.70

Free Shipping!

Leaves the Warehouse in 1 to 3 business days - Shipping to 44107

Take on Summer Sale

Discount already applied. No coupon necessary

Offer Ends 07-31-2021

Finish: Powder Coat Bronze - 264 In Stock

Powder Coat Bronze

Height: 17"

17"

– 1 + Add to Cart

Save to Project | Compare | Chat with an Expert

Buy Now, Special Financing Available!

On purchases of $500 for 6 months, or $1,000 for 12 months made with your Build.com Credit Card[1]

Click Here for Details

Customers Also Viewed

Miseno 13" Tall Outdoor Wall Sconce

$61.75

James Allan Kent 20" Tall Outdoor Wall Sconce

$129.89

Millennium Lighting 16" Sconce

$87.90

Overview

Product Overview

As twilight sets in, look to quality outdoor lighting to wrap your home in a warm and welcoming glow. Select outdoor fixtures that not only provide much needed illumination, but also a sense of style and grace and work to define your home's design.

Features

- Comes with a clear glass shade
- (1) 60 watt maximum medium (E26) bulb required
- Dimmable with compatible dimming bulbs
- Recommended for use with Vintage Edison bulb
- Intended for outdoor use
- UL rated for wet locations
- Covered under a 1 year limited manufacturer warranty

Chat with an Expert

Dimensions

- Height: 17"
- Width: 6"
- Extension: 7-1/2"

Electrical Specifications

- Max Wattage: 60 watts
- Number of Bulbs: 1
- Max Watts Per Bulb: 60 watts
- Bulb Base: Medium (E26)
- Bulb Included: No

Additional Miseno Links

- View the Manufacturer Warranty
- Browse all Miseno Products

This product is listed under the following manufacturer number(s):

Miseno ML62654-PBK

Powder Coat Black

Miseno ML62654-PBZ

Powder Coat Bronze

Dimensions and Measurements

Extension	7.5 in.
Height	17 in.
Nominal Height	17 in.
Width	6 in.

Included Components

Bulb Included	No

Characteristics and Features

Bulb Base	Medium (E26)
Dimmable	Yes
Full Backplate	No
Genre	Industrial, Craftsman
Glass Features	Clear Glass
Light Direction	Down Lighting
Number of Bulbs	1
Sconce Type	Lantern
Shade Color	Clear
Shade Material	Glass
Shade Shape	Rectangle
Theme	Craftsman, Industrial

Electrical and Operational Information

Power Source	Hardwired
Voltage	120
Wattage	60
Watts Per Bulb	60

Warranty and Product Information

Location Rating	Wet Location
Manufacturer Warranty	1 Year Limited
UL Listed	Yes

Related Miseno Categories

- Browse by Brand
- Kitchen
- Bathroom
- Lighting
- Cabinet Hardware
- Door Hardware
- Flooring & Tile
- Ventilation

Chat with an Expert

+ Reviews 8

+ Product Q&A 8

+ Matching Products

Recently Viewed Products

James Allan Kent 14" Tall Outdoor Wall Sconce

$86.59

Chat with an Expert

Google Maps 1116 Belle Ave

Image capture: Aug 2019 © 2021 Google

Safety Data Sheet (SDS)

SECTION 1: PRODUCT AND COMPANY INFORMATION

Product Name: **Concrete Block**

Product Identifiers: Concrete Block

Manufacturer:

Chas Svec, Inc.
5470 Dunham Road
Maple Hts., OH 44137

Telephone: (216)662-5200
Fax: (216)662-5666
Online: www.chassvecinc.com

Product Use: Many applications in the building and construction industries.

SECTION 2: COMPOSITION / INFORMATION ON INGREDIENTS

Component	Percent (by weight)	CAS #	OSHA PEL-TWA (mg/m^3)	ACGIH TLV-TWA (mg/m^3)	LD50	LC50
Crystalline Silica	1-5%	14808-60-7	[(10)/(SiO_2+2] (R); [(30)/(SiO_2+2] (T)	0.025R	NA	NA
Calcium Hydroxide	15-25%	1305-62-0	15 (T) 5 (R)	5 (T)	7300mg/kg	NA
Portland Cement	0-10%	65997-15-1	15 (T) 5 (R)	1 (R)	NA	NA
Other Particulate	NA	NA	15 (T) 5 (R)	10 (T) 3 (R)	NA	NA

Note:
Concrete is a mixture of gravel or rock, sand, Portland cement and water. It may also contain fly ash, slag, silica flume, calcined clay, fibers (metallic or other) and color pigment.

Concrete contains cement, which is made of materials mined from the earth, and is processed using energy provided by fuels. Trace amounts of chemicals may be detected during chemical analysis. For example, cement may contain trace amounts of calcium oxide (also known as free lime or quick lime), free magnesium oxide, potassium and sodium sulfate compounds, chromium compounds, nickel compounds, and other trace compounds.

SECTION 3: HAZARD IDENTIFICATION

TOXIC – HARMFUL BY INHALATION

CONTAINS CRYSTALLINE SILICA

Use proper engineering controls, work practices, and personal protective equipment to prevent exposure to wet or dry product.

Read Safety Data Sheet (SDS) for details.

Emergency Overview: Concrete blocks vary in size, shape and weight, depending on final intended use. They are not combustible or explosive. Concrete block in their intact state will not release airborne concrete dust, but concrete dust can be produced during cutting, drilling, grinding, chasing, crushing, breaking and other machining of the concrete block. A single, short term exposure to concrete block dust presents little or no hazard.

SECTION 3 (Continued)

POTENTIAL HEALTH EFFECTS:

Eye Contact: Airborne concrete dust may cause immediate or delayed irritation or inflammation. Eye contact with large amounts of concrete dust can cause moderate eye irritation and abrasion. Eye exposures require immediate first aid and medical attention to prevent significant damage to the eye.

Skin Contact: Concrete dust may cause dry skin, discomfort, irritation and dermatitis.

Dermatitis: Concrete dust, in association with sweat and friction, can lead to skin irritation and dermatitis. Skin affected by dermatitis may include symptoms such as, redness, itching, rash, scaling, and cracking. Irritant dermatitis is caused by the physical properties of concrete dust such as abrasion.

Inhalation (acute): Breathing concrete dust may cause nose, throat, or lung irritation, including choking, depending on the degree of exposure.

Inhalation (chronic):

Silicosis: Concrete block contains crystalline silica. Prolonged or repeated inhalation of respirable crystalline silica from concrete block dust can cause silicosis, a seriously disabling and fatal lung disease. See Note to Physicians in Section 4 for further information.

Carcinogenicity: Concrete and concrete block are not listed as a carcinogen by International Agency for Research on Cancer (IARC); U.S. National Toxicology Program (NTP); Globally Harmonized System (GHS); American Conference of Governmental Industrial Hygienists (ACGIH). However, concrete and concrete block contains small amounts of crystalline silica which is classified by IARC, NTP, GHS and ACGIH as a known human carcinogen.

Autoimmune Disease: Some studies show that exposure to respirable crystalline silica (without silicosis) or the disease silicosis may be associated with the increased incidence of several autoimmune disorders such as scleroderma (thickening of the skin, systemic lupus erythematosus, rheumatoid arthritis and diseases affecting the kidneys.

Tuberculosis: Silicosis increases the risk of tuberculosis.

Renal Disease: Exposure to respirable silica may increase incidence of chronic kidney disease and end-stage renal disease.

Ingestion: Do not ingest concrete, concrete block or concrete dust. Ingestion may cause distress to the digestive tract.

Medical Conditions Aggravated by Exposure: Individuals with lung disease (e.g. bronchitis, emphysema, chronic obstructive pulmonary disease (COPD), pulmonary disease) can have their condition aggravated by exposure to concrete dust.

SECTION 4: FIRST AID MEASURES

Eye Contact: Rinse eyes thoroughly with water for at least 15 minutes, including under lids, to remove all particles. Seek medical attention for abrasions and burns.

Skin Contact: Wash with cool water and a pH neutral soap or mild skin detergent. Seek medical attention for rash, irritation, dermatitis.

Inhalation: Move person to fresh air. Seek medical attention for discomfort or if coughing or other symptoms do not subside.

Ingestion: Do not induce vomiting. If conscious, have person drink plenty of water. Seek medical attention or contact poison control center immediately.

Note to Physician: The three (3) types of silicosis include:

1. Simple chronic silicosis-which results from long-term exposure (more than 20 years) to low amounts of respirable crystalline silica. Nodules of chronic inflammation and scarring provoked by the respirable crystalline silica form in the lungs and chest lymph nodes. This disease may present breathlessness and may resemble COPD.
2. Accelerated silicosis-occurs after exposure to larger amounts of respirable crystalline silicosis over a shorter period of time (5-15 years). Inflammation, scarring, and symptoms progress faster in accelerated silicosis than in simple chronic silicosis.
3. Acute silicosis-results from short-term exposure to very large amounts of respirable crystalline silica. The lungs become very inflamed and may fill with fluid, causing severe shortness of breath and low blood oxygen levels.

Progressive massive fibrosis mat occur in simple chronic or accelerated silicosis, but it is more common in accelerated silicosis. Progressive massive fibrosis results from severe scarring and leads to the destruction of normal lung structures.

SECTION 5: FIREFIGHTING MEASURES

Flashpoint & Method: Concrete and concrete dust are non-combustible.

General Hazard: Avoid breathing concrete dust.

Extinguishing Media: Use extinguishing media appropriate for surrounding fire.

Firefighting Equipment: Concrete block does not pose a fire-related hazard. A self-contained breathing apparatus SCBA is recommended to limit exposure to combustion products when fighting a fire.

Combustion Products: None.

SECTION 6: ACCIDENTAL RELEASE MEASURES

General: Place spilled material into a container. Avoid actions that cause the concrete block dust to become airborne. Avoid inhalation of concrete block dust. Wear appropriate protective equipment as described in Section 8.

Waste Disposal: Dispose of concrete block and concrete dust according to applicable Federal, State and Local law and regulations.

SECTION 7: HANDLING AND STORAGE

General: Store concrete block in a secure manner to prevent falling or collapse. Ensure adequate load bearing capacity of ground, floor, platform or other surface when storing concrete block. Concrete block are heavy and pose risks such as sprains and strains to the back, arms, shoulders, and legs during lifting or other movement. Handle with care and use appropriate control measures. Use appropriately rated equipment (such as cranes and rigging equipment and supplies) when moving and placing concrete block.

Usage: Cutting, drilling, grinding, chasing, crushing, breaking and other machining of concrete block will release respirable crystalline silica. Use all appropriate measures of dust control or suppression, and **Personal Protective Equipment (PPE)** described in Section 8.

Housekeeping: Avoid actions that cause concrete block dust to become airborne during clean-up such as dry sweeping or using compressed air or other methods. Use HEPA vacuum or thoroughly wet with water to clean-up concrete block dust. Use **PPE** described in Section 8.

Storage Temperature: Unlimited.

Storage Pressure: Unlimited.

Clothing: Promptly remove and wash/launder all clothing that is dusty or dirty. Thoroughly wash skin after exposure to concrete block dust.

SECTION 8: EXPOSURE CONTROLS AND PERSONAL PROTECTION

Engineering Controls: Use local exhaust or general dilution ventilation or other suppression methods to maintain concrete block dust levels below Personal Exposure Limits (PEL)

Personal Protective Equipment (PPE)

Respiratory Protection: Under ordinary conditions no respiratory protection is required. Wear a **NIOSH** approved respirator that is properly fitted and is in good condition and proper working order when exposed to concrete block dust above PEL (during activities such as cutting, drilling, grinding, chasing, crushing, breaking and other machining of concrete block).

Eye Protection: Wear **ANSI** approved glasses or safety goggles when handling concrete block products and when involved with activities that generate concrete block dust such as cutting, drilling, grinding, chasing, crushing, breaking and other machining of concrete block, to prevent contact with eyes. Wearing contact lenses when handling or using concrete block products, when involved with activities that generate concrete block dust such as cutting, drilling, grinding, chasing, crushing, breaking and other machining of concrete block, is not recommended.

Skin Protection: Wear gloves when handling concrete block products. Remove clothing and protective equipment that becomes dusty. Launder and thoroughly clean such clothing and equipment before reusing.

Foot Protection: Wear **ANSI** approved hard-toed safety boots when using or handling concrete block products.

SECTION 9: PHYSICAL AND CHEMICAL PROPERTIES

Physical State:	Solid	**Evaporation Rate:**	NA
Appearance:	Various shapes	**pH (in water):**	7
Odor:	None	**Boiling Point:**	None, solid
Vapor Pressure:	NA	**Freezing Point:**	None, Solid
Vapor Density:	NA	**Viscosity:**	None, solid
Specific Gravity:	2.5	**Solubility in Water:**	Not Soluble

SECTION 10: STABILITY AND REACTIVITY

Stability: Stable

Incompatibility: None Known

Hazardous Polymerization: None

Hazardous Decomposition: None

SECTIONS 11 AND 12: TOXICOLOGICAL AND ECOLOGICAL INFORMATION

For questions regarding toxicological and ecological information on concrete block products, refer to contact information in Section 1.

SECTION 13: DISPOSAL CONSIDERATIONS

Dispose of waste in accordance with Federal, State and Local regulations.

SECTION 14: TRANSPORTATION INFORMATION

Concrete block products are not classified as a **Hazardous Material** under U.S DOT.

SECTION 15: REGULATORY INFORMATION

OSHA/MSHA: Crystalline silica in concrete block products is considered by **OSHA/MSHA** to be a **hazardous chemical** and should be included in the employer's hazard communication program.

CERCLA SUPERFUND: Concrete block and crystalline silica is **not** listed as a **CERCLA/SUPERFUND Hazardous Substance.**

EPCRA SARA Title III: Concrete Block and crystalline silica have been reviewed according to **EPA Hazard Categories** promulgated under Sections 311 and 312 of the **Superfund Amendment and Reauthorization Act of 1986** and is considered a **hazardous chemical** and a delayed health hazard.

EPCRA SARA Section 313: Concrete block contains none of the substances subject to the reporting requirements of **Section 313 of Title III of the Superfund Amendment and Reauthorization Act of 1986 and 40 CFR Part 372.**

RCRA: If discarded in its purchased form, concrete block would not be a hazardous waste either by listing or characteristic. However, under **RCRA,** it is the responsibility of the product user to determine at the time of disposal, whether a material containing the concrete block or derived from the concrete block should be classified as a hazardous waste.

TSCA: Concrete block and crystalline silica are exempt from reporting under the inventory update rule.

WHMIS/DSL: Concrete block containing crystalline silica is classified as D2A, E and is subject to **WHMIS** requirements.

SECTION 16: OTHER INFORMATION

Abbreviations:

ACGIH	American Conference of Governmental Industrial Hygienists
CAS No	Chemical Abstract Service number
CERCLA	Comprehensive Environmental Response, Compensation and Liability Act
CFR	Code for Federal Regulations
CL	Ceiling Limit
DOT	U.S. Department of Transportation
EST	Eastern Standard Time
HEPA	High-Efficiency Particulate Air
HMIS	Hazardous Materials Identification System
IARC	International Agency for Research on Cancer
LC_{50}	Lethal Concentration
LD_{50}	Lethal Dose
mg/m^3	Milligrams per cubic meter
MSHA	Mine Safety and Health Administration
NA	Not Applicable
NFPA	National Fire Protection Association
NIOSH	National Institute for Occupational Safety and Health
NTP	National Toxicology Program
OSHA	Occupational Safety and Health Administration

PEL	Permissible Exposure Limitation
pH	Negative log of hydrogen ion
PPE	Personal Protective Equipment
R	Respirable Particulate
RCRA	Resource Conservation and Recovery Act
SARA	Superfund Amendments and Reauthorization Act of 1986
T	Total Particulate
TDG	Transportation of Dangerous Goods
TLV	Threshold Limit Value
TWA	Time Weighted Average (8 hours)
WHMIS	Workplace Hazardous Materials Information System

The SDS (Sections 1-16) was revised February 24, 2016

An electronic version of the MSDS is available at www.chassvecinc.com

Chas Svec, Inc. believes the information contained herein is accurate; however, Chas Svec, Inc. makes no guarantees with respect to such accuracy and assumes no liability in connection with the use of the information contained herein which is not intended to be and should not be construed as legal advice or as insuring compliance with any federal, state, or local laws, rules or regulations. Any party using this product should review all such laws, rules or regulations prior to use, including but not limited to U.S., state and local laws, rules and regulations.

NO WARRANTY IS MADE, EXPRESS OR IMPLIED, OF MERCHANTABILITY, FITNESS FOR A PARTICULAR PURPOSE, OR OTHERWISE.

IDEAL Door®

GARAGE DOORS

WE HELP PEOPLE TRANSFORM THE LOOK OF THEIR HOME



TRADITIONAL STEEL PANEL

DESIGNER STEEL PANEL

RECESSED STEEL PANEL

MODERN STEEL PANEL

ALUMINUM GLASS PANEL

PREMIUM HANDCRAFTED

CHOOSE YOUR
CONSTRUCTION

BEST

3-LAYER CONSTRUCTION

Steel + Intellicore® Insulation + Steel

18.4 R-VALUE **2"** intellicore Warmer. Quieter. Stronger.

12.9 R-VALUE **1-3/8"** intellicore Warmer. Quieter. Stronger.

Steel Back Surface ■ Finished Interior

intellicore®
Warmer. Quieter. Stronger.

WARMER.
Comfort in every climate

QUIETER.
A quieter home is a happier home

STRONGER.
Built for the toughest conditions

BETTER

3-LAYER CONSTRUCTION

Steel + Polystyrene Insulation + Steel

9.0 R-VALUE **2"** INSULATION

6.5 R-VALUE **1-3/8"** INSULATION

Steel Back Surface ■ Finished Interior

GOOD

2 & 1-LAYER CONSTRUCTION

Steel + Polystyrene Insulation Steel (Non-Insulated)

6.3 R-VALUE **1-5/16"** INSULATION

Vinyl-Backed Insulation

BEST

intellicore®
Warmer. Quieter. Stronger.

3-LAYER
12.9
R-VALUE
1-3/8" THICK

STEEL BACK SURFACE
FINISHED INTERIOR

BEST DESIGNER STEEL PANEL

BEST TRADITIONAL STEEL PANEL

BETTER

3-LAYER
6.5
R-VALUE
1-3/8" THICK

STEEL BACK SURFACE
FINISHED INTERIOR

BETTER TRADITIONAL STEEL PANEL

GOOD

NON-INSULATED

VINYL-BACKED
INSULATION

2-LAYER
6.3
R-VALUE
1-5/16" THICK

GOOD TRADITIONAL STEEL PANEL

MODERN STEEL PANEL

With Long Plain Windows; Shown in Ultra-Grain® Cypress Walnut Finish

With Obscure Windows; Shown in Ultra-Grain® Cypress Slate Finish

MODERN STEEL PANEL

BEST

3-LAYER CONSTRUCTION

STEEL + INTELLICORE® INSULATION + STEEL

18.4 R-VALUE **2"** intellicore Warmer. Quieter. Stronger.

12.9 R-VALUE **1-3/8"** intellicore Warmer. Quieter. Stronger.

CLEAN AND SIMPLE LINES TO COMPLEMENT MODERN EXTERIORS

Modern Steel Panel garage doors are the perfect complement to both contemporary and mid-century modern home styles. Available with or without windows and with or without panel grooves, these doors will create the perfect look for your home.

- BEST construction features Intellicore® insulation to provide maximum energy efficiency
- Flush and grooved panel stamping improves appearance close-up and from the curb

MODERN STEEL PANEL

BETTER

3-LAYER CONSTRUCTION

STEEL + INSULATION + STEEL



9.0 R-VALUE **2"** POLYSTYRENE

6.5 R-VALUE **1-3/8"** POLYSTYRENE

GOOD

2-LAYER CONSTRUCTION

STEEL + INSULATION

6.3 R-VALUE **1-5/16"** VINYL-BACKED POLYSTYRENE

PANEL DESIGNS that enhance your home's architecture

FLUSH PANEL

GROOVED PANEL

COLORS to complement your home

Ultra-Grain® Cypress Slate Finish | Ultra-Grain® Cypress Walnut Finish | Ultra-Grain® Cypress Cherry Finish | Ultra-Grain® Cypress Medium Finish | White

Almond | Desert Tan | Sandtone | Bronze | Mocha Brown

Chocolate | Gray | Charcoal | Black | Hunter Green

NOTE: Not all colors are available on GOOD doors. Due to the printing process, colors may vary.

WINDOWS

Many options available to add natural light to your garage while adding curb appeal to your home

See pages 18–19 for full window availability.

WARRANTIES and additional information

LIFE PAINT	FINISHED INTERIOR STEEL	HEAVY DUTY HARDWARE	EZ SET® TORSION SPRING	OPENER READY BRACKET	TRACK, SPRINGS & HARDWARE INCLUDED
WARRANTY ALL MODELS	BACK SURFACE BEST/BETTER MODELS	BEST MODELS	ALL MODELS	BEST/BETTER MODELS	ALL MODELS

WINDOWS

Add natural light to your garage while adding curb appeal to your home.

GLASS STYLES

Clear

Frosted

Obscure

Seeded

Rain

TRADITIONAL WINDOWS

Plain Short

Prairie Short

Charleston Short

Plain Long

Prairie Long

Charleston Long

Stockton Short

Sherwood Short

Madison Long

Stockton Long

Sherwood Long

Madison Arch

Sunrise Short

Williamsburg Short (Double Wide Doors)

Sunrise Long

Williamsburg Long (Double Wide Doors)

DESIGNER WINDOWS

Short Plain

Long Plain

Short Square SQ22

Long Square SQ24

Short Rectangle REC12

Long Rectangle REC14

Short Kristin®

Long Kristin®

Short Wrought Iron (Acrylic)


ARCH1 Plain

ARCH1 Insert

ARCH1 Vertical Insert

ARCH3 Plain (Double Wide Doors)

ARCH3 Insert (Double Wide Doors)

ARCH3 Vertical Insert (Double Wide Doors)

Short Trenton®

Long Trenton®

Long Wrought Iron (Acrylic)

Short Clayton™

Long Clayton™

ARCH Wrought Iron (Acrylic)

ARCH2 Plain

ARCH2 Insert

ARCH2 Vertical Insert

MODERN CONTEMPORARY WINDOWS


Short Plain

Long Plain

Contemporary Slim Silver

Short Square SQ22

Long Square SQ24

Contemporary Slim Black

Short Rectangle REC12


Long Rectangle REC14

DECORATIVE **HARDWARE**

Enhance your new garage door with optional decorative hardware. Functional lift handles, strap hinges, keylocks and door knockers are available to further complement other architectural elements of your home. See the chart on the next page for hardware and door collection compatibility.

Color-Matched Lift Handle

Spade Step Plate

Spade Strap Hinges

Spade Lift Handles

Spear Step Plate

Spear Strap Hinges

Spear Lift Handles

Colonial Step Plate

Colonial Strap Hinges

Colonial Lift Handles

Aluminum Lift Handle

Twisted L-Handles

Twisted T-Handle

Escutcheon Plates

Decorative Handles with Keyholes

Ring Door Knocker

DECORATIVE HARDWARE COMPATIBILITY GUIDE

	TRADITIONAL STEEL PANEL	DESIGNER STEEL PANEL	RECESSED STEEL PANEL	MODERN STEEL PANEL	ALUMINUM GLASS PANEL	PREMIUM HANDCRAFTED
Color-Matched Lift Handles	■		■	■		
Spade Lift Handles		■	■			■
Spade Step Plate		■	■			■
Spade Strap Hinge		■	■			■
Aluminum Lift Handles					■	
Spear Lift Handles		■	■			■
Spear Step Plate		■	■			■
Spear Strap Hinge		■	■			■
Colonial Lift Handles		■	■			■
Colonial Step Plate		■	■			■
Colonial Strap Hinge		■	■			■
Twisted "L" Handles		■	■			■
Twisted "T" Handle		■	■			
Escutcheon Plate(s)		■	■			■
Decorative Handles with Keyholes						■
Ring Door Knocker						■

allura™
Making the Material Difference

FULL-LINE PRODUCT COLLECTION



Beyond the appeal of the products.

For more than 75 years, Allura has been building its enviable reputation by Making the Material Difference — focusing on the things that make a real difference for our customers. We begin by providing service through a team of professionals dedicated to exceeding your expectations. We're adamant about ensuring you get the right material in the right location at the right time. To do so, we offer a full line of building materials that deliver the distinctive look and unsurpassed performance you demand.

Unlike wood, vinyl and other traditional building materials, Allura Fiber Cement products resist damage from hail or termite attacks, resist rot, are noncombustible, and are free from manufacturing defects. They are also suitable in both hot and cold climates and are fire resistant. What's more, Allura products feature realistic wood grain and textures, come in an incredible array of colors and are paintable for unlimited design possibilities.

When it comes to the natural look you want with none of the hassles, Allura fiber cement products are all you need.

- *Durable, engineered to endure harsh weather and high-wind climates*
- *Noncombustible, Class A fire rating*
- *Superior aesthetics*
- *Factory pre-primed*
- *Distinctive, more realistic textures*
- *50-year limited warranty*
- *Best ROI for homeowners* for 8 years in a row*

** According to Remodeling Cost vs Value Report*

allura™
Making the Material Difference

LAP SIDING

Classic style. State-of-the-art performance.

Combining the appearance and workability of wood with the durability of specially formulated fiber cement, Allura Lap Siding not only looks great but lasts considerably longer than traditional exterior wall cladding or vinyl siding.

AVAILABLE TEXTURES *

Traditional Cedar

Smooth

Perfection Shingles

DESIGNER'S CORNER

Our Traditional Cedar texture features a deep, realistic wood grain appearance for an unbeatable classic style, while the Smooth texture creates a cleaner, modern aesthetic. You can even customize your design utilizing our extensive range of widths. Or for the distinctive look of shake combined with the installation ease of lap siding, choose Allura Perfection shingles. No matter the style, Allura Lap Siding has got yours covered.

LAP SIDING*

Thickness	Width	Length	Exposure
5/16"	5¼"	12'	4"
5/16"	6¼"	12'	5"
5/16"*	7½"	12'	6"
5/16"	8¼"	12'	7"
5/16"	9¼"	12'	8"
5/16"	12"	12'	10¾"

** 1¼" min. overlap with all Lap Siding. Check market availability, as products may vary.*

PERFECTION SHINGLES

Thickness	Width	Length	Exposure
7/16"	8¼"	12'	7"



PANEL SIDING



Versatility that spans traditional to contemporary.

Designed for everything from sidewalls to overhead accents, Allura Panel Siding adds beautifully versatile — and exceedingly durable — distinction to your next project.

TECHNICAL SPECIFICATIONS

Thickness	Width	Length
5/16"	4'	8'
5/16"	4'	9'
5/16"	4'	10'
5/16"	4'	12'

** Check market availability, as products may vary.*

AVAILABLE TEXTURES*

Traditional Cedar

8" OC Groove

Smooth

Stucco

Random Square – Straight Edge

Random Square – Staggered Edge

Individual Shakes – Staggered Edge

Individual Shakes – Straight Edge

Half Rounds

Octagons

The undeniable allure of texture and detail.

Replacing split or rotted wood shingles is a thing of the past thanks to Allura Shake and Individual Shake Shingles. Featuring the natural beauty of cedar, our Shingles and Shake provide the appearance of wood without the wear and tear, ideal for everything from small facades to large areas to full wall applications. What's more, our Shake achieves the look of individual shingles in easy-to-install panels. To elevate the authenticity even further, opt for Allura Shake Select, the innovative interlocking 3-panel system that minimizes repeating patterns to deliver a truly random aesthetic. All of which deliver a lot of extra curb appeal without a lot of extra work.

DESIGNER'S CORNER

When it comes to creativity and versatility, Allura Shake is all you need to establish a look that's all your own. Whether you prefer the classic Straight Edge look, the "randomness" of Staggered Edge or the decorative possibilities of our Half Round, Allura Shake makes your design ideas come alive.

Allura Shake*

- Primed only
- Two textures: Traditional Cedar & Combed

STAGGERED EDGE

Thickness	Dimensions	Exposure
¼"	16" x 48"	6"

STRAIGHT EDGE

Thickness	Dimensions	Exposure
¼"	16" x 48"	7"
¼"	12" x 48"	5"

HALF ROUNDS & OCTAGON

Thickness	Dimensions	Exposure
¾"	16" x 48"	7"

INDIVIDUAL SHAKE SHINGLES – COMBED

Thickness	Dimensions	Exposure
¼"	12" x 18"	8"
¼"	8" x 18"	8"
¼"	6" x 18"	8"

INDIVIDUAL SHAKE SHINGLES – CEDAR

Thickness	Dimensions	Exposure
¼"	12" x 18"	8"
¼"	8½" x 18"	8"
¼"	6½" x 18"	8"

** Check market availability, as products may vary.*

Innovative design for random beauty.

It's possible to achieve the look of handcrafted randomly placed shake shingle siding without actually installing individual shake shingles, one by one.

Allura's Shake Select siding achieves the truly distinctive look once only possible with individual cedar shingles with a fiber cement product that's unsurpassed in its ability to stand up to the harshest weather, wood-devouring insects or whatever else Mother Nature throws its way.

Allura Shake Select*

- Available in Straight Edge & Staggered Edge
- Two textures: Traditional Cedar & Combed
- Available in Factory Prefinished & Primed

Thickness	Dimensions	Exposure
5/16"	16" x 48"	7"

** Check market availability, as products may vary.*

DESIGNER'S CORNER

A repeating pattern is the last thing you want to see when standing on the curb looking at one of your finished homes. Allura has overcome this annoyance through an ingenious, one-of-a-kind system that utilizes a series of three distinct 4' X 8' panels and an intuitive installation sequence. With Allura Random Shake, installers can knock out 4' X 8' sections in a fraction of the time it would take to place individual shingles over that same surface area. Allura Shake Select is truly unique, delivering the look of old world craftsmanship in a beautiful new way.

Random Square – Straight Edge

Random Square – Staggered Edge

Octagons

Half Rounds



Tie it all together.

Thanks to our special fiber cement formulation, Allura Trim has all the advantages of wood and none of the hassles. It looks like wood yet is incredibly durable. It won't rot, warp or splinter and is designed to significantly outperform wood in every way. Best of all, there is no need for special tools on the job site. Our Trim can be cut with the same saw blades and installed with the same tools normally used for wood products. Why bother with wood? Trim provides the look and long-lasting protection you need to bring your home that all-important finishing touch.

TRIM FEATURES

- Available in reversible Cedar/Smooth board for added versatility
- 15-year limited warranty

DESIGNER'S CORNER

Nothing brings the look of your home together quite like Allura Trim. Its clean lines, exceptional durability and paintability provide the ultimate in beauty and versatility. Allura Trim is the perfect finishing touch.

		Nominal Width*							
Size	Thickness	2"	3"	4"	5"	6"	8"	10"	12"
7/16"	7/16"			●		●	●		●
4/4	¾"	●	●	●		●	●	●	●
5/4	1"	●	●	●	●	●	●	●	●
8/4	1½"			●		●			

All available in 12-ft. lengths

*Check market availability, as products may vary.

TUNDRA TRIM

Raise the bar on trim durability.

Allura Tundra Trim outperforms today's material competition. Made from a proprietary blend of specially engineered polymers and a unique manufacturing stretching process, our Tundra Trim is similar to wood but without the risk of fungal decay or termite damage. The halogen-free material won't absorb water — so no cracking, warping, cupping, rotting, corrosion, expansion, or contraction.

Allura Tundra Trim offers the best composite trim strength-to-weight ratio in the industry. The ideal complement to Allura's ultra-durable fiber cement siding products, Tundra Trim lives up to its name in durability and strength. Its industry-best 25-year warranty outlasts other 15-year guarantees in the ultradurable fiber cement category.

DESIGNER'S CORNER

Ideal anywhere, all year round — even in extreme weather locations, Allura Tundra Trim is lightweight and easy to use, with unsurpassed stability and unmatched strength. It can be installed along the roof line or down to the ground without typical gapping due to the elimination of common material contraction or thermal expansion. Tundra Trim's tough exterior withstands high impact, from falling hail to slicing golf balls.

PRODUCT SPECIFICATIONS

- Non-reversible popular snow-white shade complements all designs
- 18' length makes 2-story application seamless
- 1"x4", 1"x6", 1"x8", and 1"x12" widths

Elevate the look and performance of ceilings.

Exceptionally beautiful, exceedingly durable, Allura Fiber Cement Beadboard is perfect for any ceiling application, including porches and gazebos. Best of all, it's weather-, rot- and fire-resistant. Raise your expectations for any outdoor ceiling with the aesthetics and durability of Allura Beadboard.

TECHNICAL SPECIFICATIONS

Thickness	Width	Length
5/16"	4'	8'

** Check market availability, as products may vary.*

NON-VENTED, PRIMED & READY TO PAINT 4' X 8' PANELS, FEATURING A TRUE 3 1/2" O.C. DEEP GROOVE BEAD

For the look of wood with none of the hassles, all you need is Allura Beadboard. That's because, unlike typical wood panel ceiling materials, Allura is made from an advanced fiber cement formulation that is both rot- and warp-resistant. It's also impervious to wood-boring insects, is weather- and impact-resistant, and is noncombustible. And, for added peace of mind, Allura Beadboard is backed by an industry-leading 50-year limited warranty.

Tackle a tough job beautifully.

Available in both vented and non-vented styles, Allura Soffit Panels will neither warp nor rot. Unlike traditional wood, they are engineered to repel moisture, withstand any climate and provide extensive protection around the home.

Experts agree that the most effective system is a balance of air intake and exhaust that creates a uniform flow of air through the attic. To create those conditions in this challenging area, Soffit helps equalize the roof temperature from top to bottom by supplying a consistent airflow along the entire underside of the roof deck.

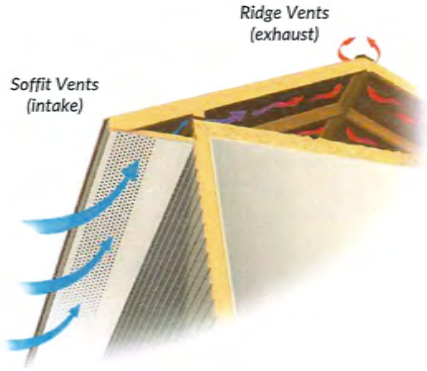

AVAILABLE TEXTURES*

Traditional Cedar



Smooth

Traditional Cedar Vented

Smooth Vented

DESIGNER'S CORNER

Whether you prefer Smooth or Cedar texture, Allura Soffit options allow you to ensure your home's design style is consistent from every angle.

Type	Thickness	Width	Length
Vented/Non-Vented	¼"	24"	8'
Vented/Non-Vented	¼"	24"	12'
Vented/Non-Vented	¼"	16"	12'
Vented/Non-Vented	¼"	12"	12'
Vented/Non-Vented	¼"	8-¾"	12'
Vented/Non-Vented	¼"	6-¾"	12'
Vented/Non-Vented	¾"	6"	12'
Non-Vented	¼"	4"	8'

** Check market availability, as products may vary.*

For all your backer needs.

When it comes to home construction, water can be your worst enemy. Allura Backer ¼" feature an exceptionally durable and dense, non-porous surface, making them ideal for safeguarding kitchens and bathrooms from moisture and water damage. It's the fiber cement building material trusted by pros who insist on not just meeting code, but meeting their own high standards of craftsmanship.

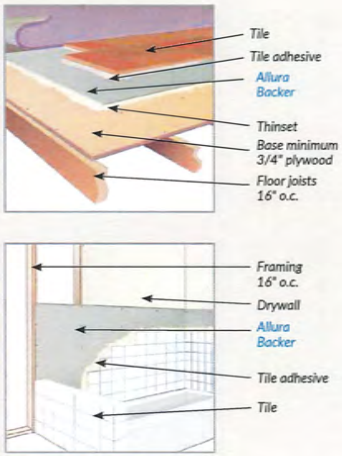

VERSATILE

Preferred by building professionals; all Allura Backer Boards meet local building codes that require the use of backer board or underlayment under tile in wet areas. Allura Backer Boards are light weigh, easy to install and provide the flexibility and strength to assure suitability for any size and type of tile or natural stone for interior floors, walls and counter tops.

DURABLE

Allura Backer offers the most advanced engineering benefit to a structure and is guaranteed by a 20-year limited warranty: all Allura moisture-resistant Backer boards safeguard floors and other wet areas from water damage- it will not swell, decay, delaminate or deteriorate. Allura Backer boards also offer a class A flame spread rating; non-combustible, and defends against mold, rot and decay.

You can't buy a better backer.

Allura Backer 1/2" creates the perfect surface to adhere tile, natural stone, faux stone, brick veneer, paint, wallpaper and other resilient topside materials. Made of a precisely blended combination of Portland cement, wood fibers and specialty additives, the fiber cement Backer 1/2" is suitable for counters, flooring and interior walls throughout the house to prevent possible water damage to the structure.

Installation requires no special tools for cutting, and it fastens easily with screws or nails.

The easy-to-install Allura Backer 1/2" is backed by our 20-year limited warranty.

TECHNICAL SPECIFICATIONS

	Allura Backer 1/4"	Allura Backer 1/2"
Weight	3' x 5' 28 lbs/pc 4' x 4' 30 lbs/pc 4' x 8' 60 lbs/pc	3' x 5' 39 lbs/pc 4' x 8' 83 lbs/pc
Pieces/Unit	3' x 5' 85 pcs/unit 4' x 4' 85 pcs/unit 4' x 8' 50 pcs/unit	3' x 5' 50 pcs/unit 4' x 8' 40 pcs/unit

** Check market availability, as products may vary.*

FLAME SPREAD/ SMOKE DEVELOPMENT

- ASTM E84 test results
- Flame Spread: 0
- Smoke Development: 5

SHEAR BOND STRENGTH

- Latex-Portland cement
- Greater than 280 psi

Build in more durability with pre-painted fiber cement.

Opt for pre-finished fiber cement siding to build in quality and durability. Unlike retail paint made from a clear base tinted with synthetic pigments, the paint formulated for fiber cement manufacturers uses natural color pigments, which are renowned for their superior durability, coverage, stability and resistance to fading. (Ancient cave drawings used natural pigments, and they haven't disappeared after 30,000 years.) Pre-painted siding from Allura is guaranteed for 15 years — up to twice the durability of an on-site application.

ALWAYS THE RIGHT CONDITIONS

Paint will never apply with the same consistency and control on a vertical surface in outdoor conditions as it will in a cutting-edge painting facility. Not only is pre-painted siding application more consistent, but the coating is also thicker.

Moisture can prevent paint adherence to virtually any substrate. For best results, painters should delay for 24-hours after any precipitation and should avoid application altogether within 4 hours before forecasted rain. Additionally, most paint labels recommend painting when the relative humidity is between 40-60%, but in many areas around the United States, the humidity almost never drops below 60%.

When temperatures outside are too high or too low, painting the building's siding is also problematic. To create a durable film, the air temperature must be over 35° and lower than 90°. But weather is never a problem in the factory, where painting conditions are perfect 365 days a year.

DESIGNER'S CORNER

Would you prefer to have a new car delivered with just the primer applied? Imagine trying to match that factory finish out in your driveway. When a product is finished in a controlled factory setting with specially formulated coatings, it delivers unrivaled results. It's that simple.



Unleash your imagination.

allura spectrum / allura spectrum *plus*

SIDING IS GRANITE GRAY

Allura's proprietary Spectrum™ Finishing System not only ensures unparalleled protection against the elements, but also brings out your style in a gorgeous palette of eye-catching designer colors. But that's only part of the story. Beneath our alluring Spectrum finish lies a strong precision process. Optimal defense is built in with our primer/sealer for premium weather protection and machine-applied coats of Spectrum color.

With 25 solid colors and 5 natural-wood stains available to choose from our Spectrum pre-painted collection, your homeowner can rest assured knowing they won't need to repaint for 15 years. We back this claim up with a 15-year warranty on all our pre-finished options.

Or if you have a special request beyond our existing samples, you can create your own custom look with our Spectrum Plus™ curated collection. This offers a palette of beautiful colors reserved exclusively for your use in your market. Contact your Allura sales representative for more details on both of these customized programs to determine what best fits your needs.

TRIM IS BARK

The color samples shown here are as accurate as printing methods will permit.
For a physical color card, a request form or to find a preferred dealer near you, please visit AlluraUSA.com.

We don't just promise world-class service. *We guarantee it.*

At Allura, we believe the building industry is first and foremost a service industry. We understand time is money and you deserve respectful, courteous and knowledgeable customer service. So you can always count on us for helpful technical support, customer service reps and managers who are eager to assist you with all your Allura fiber cement needs.

ON-TIME SHIPMENTS

We take pride in delivering full and on-time shipments. If for any reason your direct Allura order does not ship on your promised ship date, please contact Allura's Customer Support immediately, so we can assist you.

QUALITY PRODUCTS & PROTECTED INVESTMENT

With over 75 years of experience, Allura provides a top-line fiber cement product using our advanced formulation and quality-control monitoring. Every piece of fiber cement product delivered from Allura will be palletized and wrapped to protect your investment.

BACKED BY CONFIDENCE.

Allura fiber cement products are backed by our 50-year Limited Transferable Warranty*. Guaranteed!

**Please review our Limited Transferable Warranty for specific details.*

allura™

Making the Material Difference











396 West Greens Road, Suite 300 • Houston, Texas 77067 • (844) 4.ALLURA (844) 425.5872

AlluraUSA.com

© 08/20 Allura. Printed in U.S.A. A1808-PFCC

PRIVATE

Google Maps 1116 Belle Ave

Image capture: Aug 2019 © 2021 Google

Google Maps 1116 Belle Ave

Image capture: Aug 2019 © 2021 Google

BOARD OF BUILDING STANDARDS
ARCHITECTURAL REVIEW BOARD
SIGN REVIEW BOARD

12650 Detroit Avenue • (216) 529-6630 • FAX (216) 529-5907 • www.lakewoodoh.gov

Application Cover Page

Docket No.: 08-116-21

Permit No.: BBS21-000143

Applicant Name: Andrew Erker, 1361 Gladys, LLC

Project Address: 17473 Clifton Blvd.

Project Name: n/a

Project: Applicant proposes an addition visible from the right-of-way.

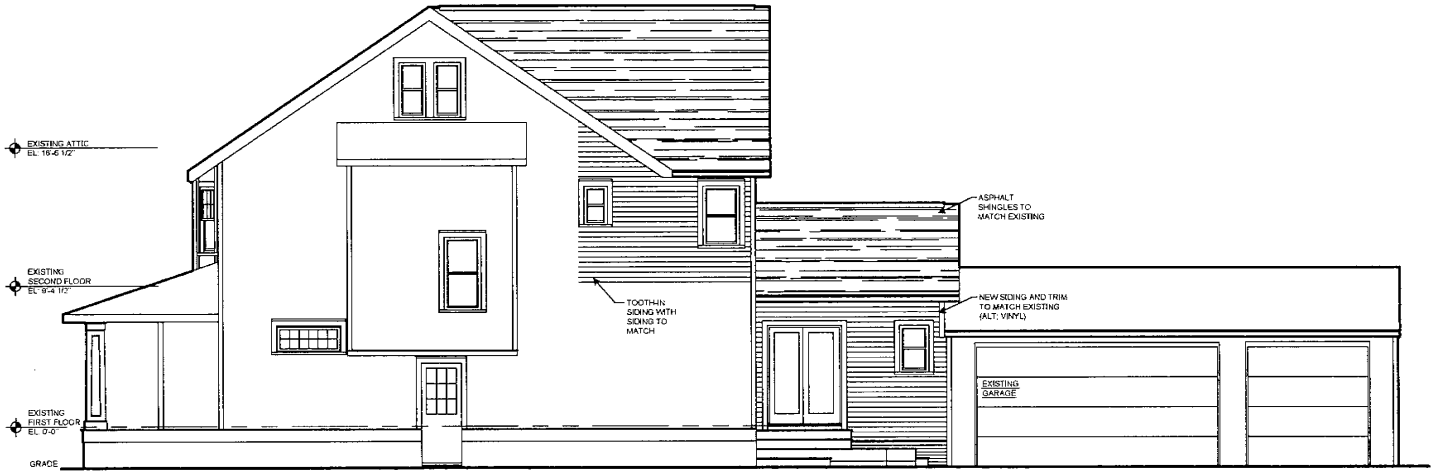

WEST (SIDE) ELEVATION

SCALE: 1/8" = 1'-0"

DATE	ISSUE
07.21.2021	BOARD OF ARCHITECTURAL REVIEW

RENOVATION OF AND ADDITION TO THE
METRI RESIDENCE LOCATED AT

17473 CLIFTON BLVD

LAKEWOOD, OH 44107

ACE DESIGN
1072 JACKSON AVENUE
LAKEWOOD, OHIO 44107
216.333.7456

A-2

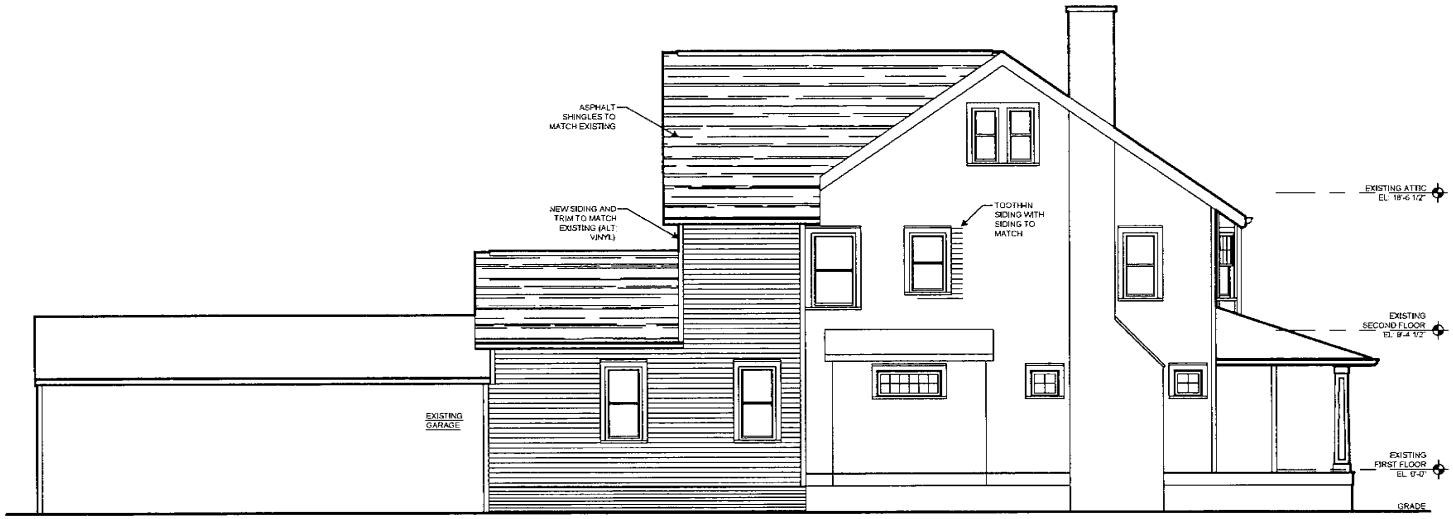

EAST (SIDE) ELEVATION

SCALE: 1/8" = 1'-0"

DATE	ISSUE
07.21.2021	BOARD OF ARCHITECTURAL REVIEW

RENOVATION OF AND ADDITION TO THE
METRI RESIDENCE LOCATED AT

17473 CLIFTON BLVD

LAKEWOOD, OH 44107

ACE DESIGN
2076 LINCOLN AVENUE
LAKEWOOD, OHIO 44107
216.333.7456

A-3

NORTH (FRONT) ELEVATION

SCALE: 1/8" = 1'-0"

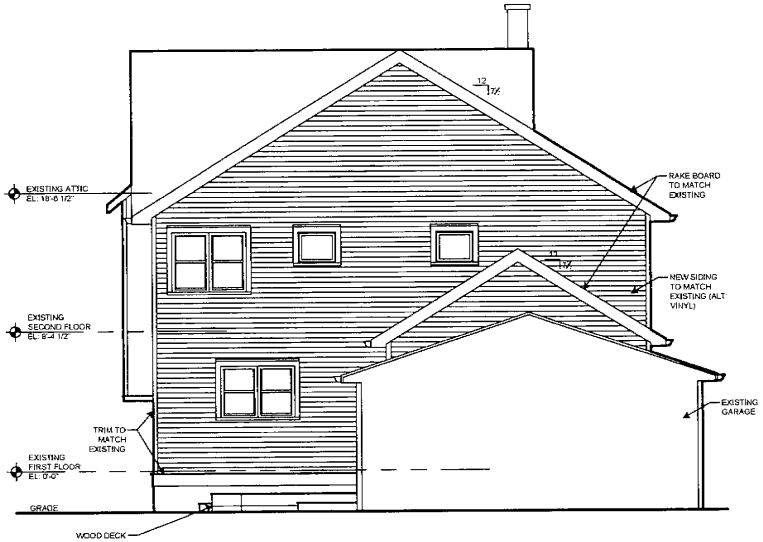

SOUTH (REAR) ELEVATION

SCALE: 1/8" = 1'-0"

DATE	ISSUE
07.21.2021	BOARD OF ARCHITECTURAL REVIEW

RENOVATION OF AND ADDITION TO THE
METRI RESIDENCE LOCATED AT

17473 CLIFTON BLVD

LAKEWOOD, OH 44107

ACE DESIGN
14724 LINDEN AVENUE
LAKEWOOD, OH 44107
216.333.7456

A-1

SITE PLAN

SCALE: 1/16" = 1'-0"

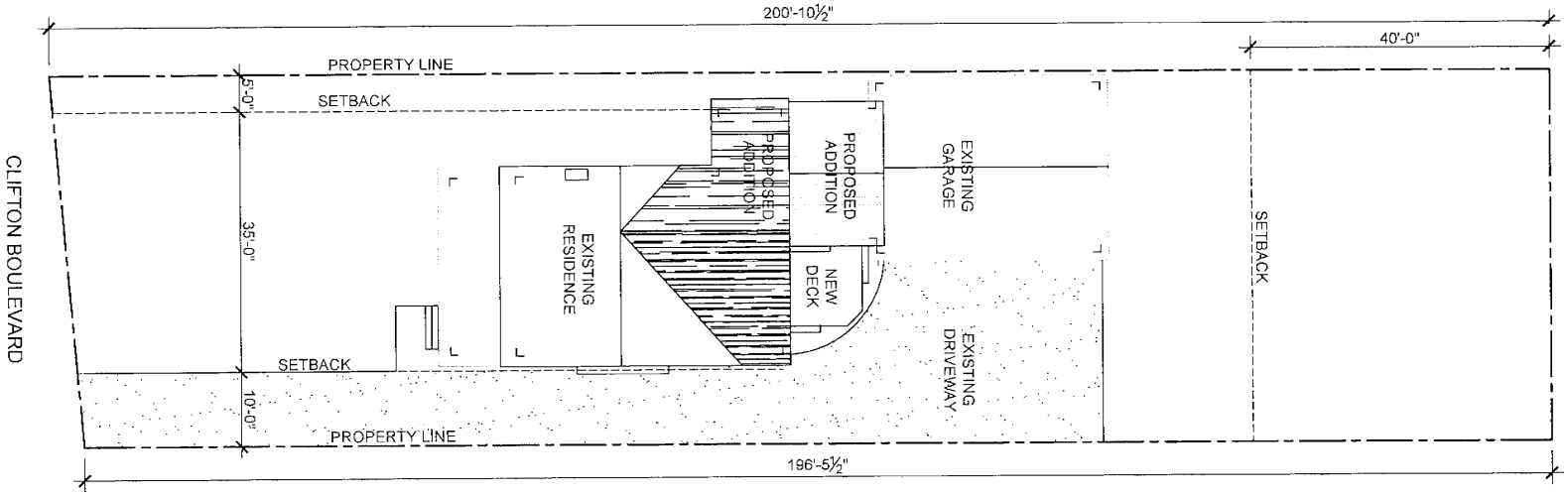

DATE	ISSUE
07.21.2021	BOARD OF ARCHITECTURAL REVIEW

RENOVATION OF AND ADDITION TO THE
METRI RESIDENCE LOCATED AT

17473 CLIFTON BLVD

LAKEWOOD, OH 44107

ACE DESIGN
2076 LINCOLN AVENUE
LAKEWOOD, OHIO 44107
216.333.7450

C-1

MLS Now

BOARD OF BUILDING STANDARDS
ARCHITECTURAL REVIEW BOARD
SIGN REVIEW BOARD

12650 Detroit Avenue • (216) 529-6630 • FAX (216) 529-5907 • www.lakewoodoh.gov

Application Cover Page

Docket No.: 08-117-21

Permit No.: BBS21-000144

Applicant Name: Tom Sokolowski, Sokolowski Management Group, LLC

Project Address: 1636 Hopkins Ave.

Project Name: n/a

Project: Applicant proposes renovation of two front porches.

1636 HOPKINS 25'x7'

1st FLOOR 4' ↑



2ND FLOOR

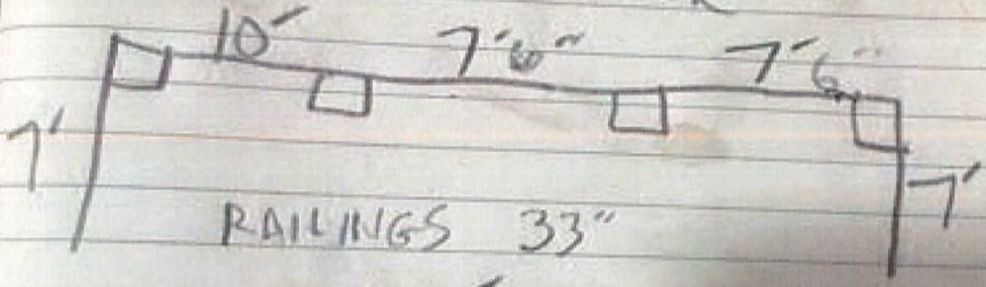

25'x7'



* 3 POSTS 4' TALL

HANDRAILS 40" HIGH





LG
UHD TV
HDMI

1636

1636

BOARD OF BUILDING STANDARDS
ARCHITECTURAL REVIEW BOARD
SIGN REVIEW BOARD

12650 Detroit Avenue • (216) 529-6630 • FAX (216) 529-5907 • www.lakewoodoh.gov

Application Cover Page

Docket No.: 08-118-21

Permit No.: BBS21-000146

Applicant Name: Steven Smrdel, Vocon

Project Address: 15901 Hilliard Rd.

Project Name: CLE Smiles

Project: Applicant proposes the replacement of an existing garage.

2 SITE PLAN
SCALE: 1" = 40'-0"

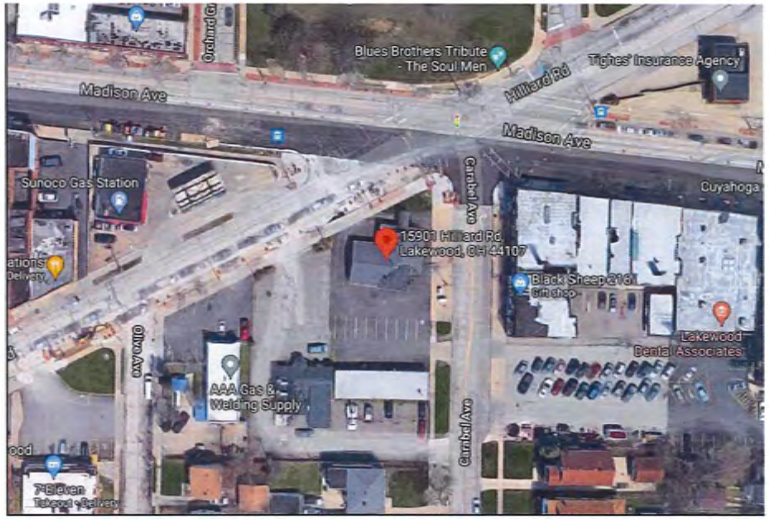

1 LOCATION MAP
SCALE: NTS

EXISTING STRUCTURE TO BE REMOVED IN ITS ENTIRETY. NEW BUILDING TO OCCUPY SAME FOOTPRINT.

15901 Hilliard Rd,
Lakewood, OH 44107

SITE PLAN
ABR Review

AUGUST 5, 2021 | R0 | 1

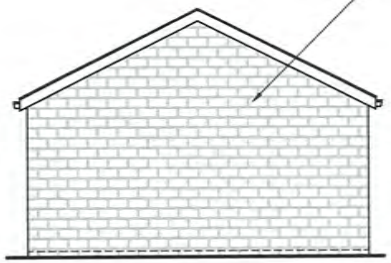

SPLIT-FACED CMU WALLS.
COLOR TO MATCH ADJACENT DENTIST OFFICE.

PROPOSED
4 EAST ELEVATION
SCALE= 1/8" = 1'-0"

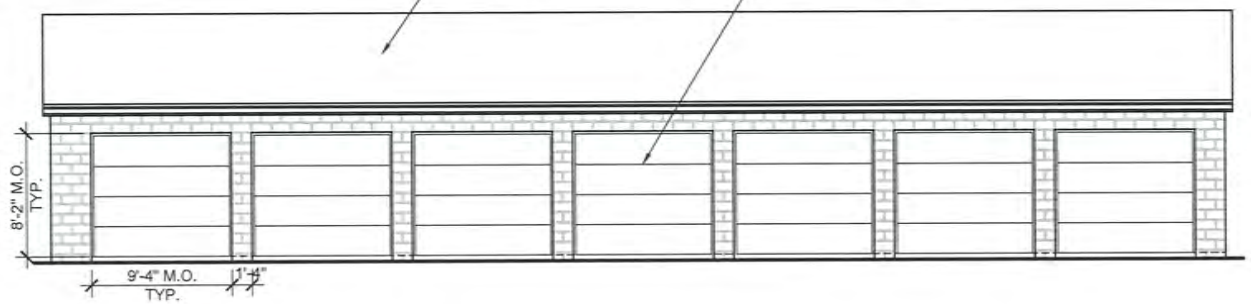

PROPOSED
3 NORTH ELEVATION
SCALE= 1/8" = 1'-0"

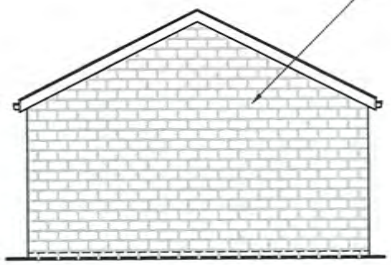

SPLIT-FACED CMU WALLS.
COLOR TO MATCH ADJACENT DENTIST OFFICE.

PROPOSED
2 WEST ELEVATION
SCALE= 1/8" = 1'-0"



ASPHALT SHINGLES TO
MATCH ADJACENT DENTIST
OFFICE.

PROPOSED
1 SOUTH ELEVATION
SCALE= 1/8" = 1'-0"

15901 Hilliard Rd,
Lakewood, OH 44107

ELEVATIONS - PROPOSED
ABR Review

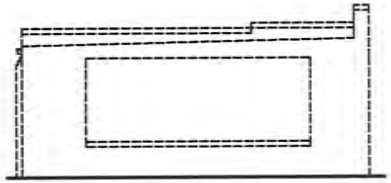

EXISTING
4 EAST ELEVATION
SCALE= 1/8" = 1'-0"

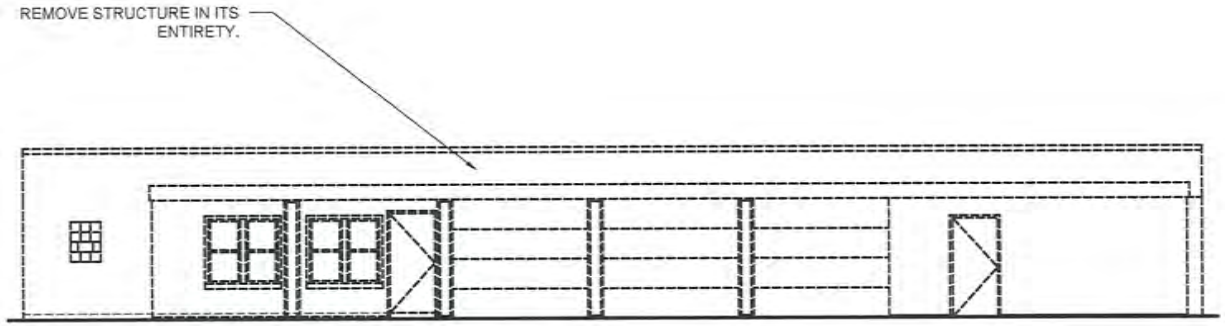

EXISTING
3 NORTH ELEVATION
SCALE= 1/8" = 1'-0"

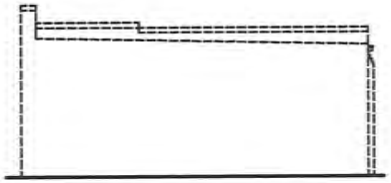

EXISTING
2 WEST ELEVATION
SCALE= 1/8" = 1'-0"

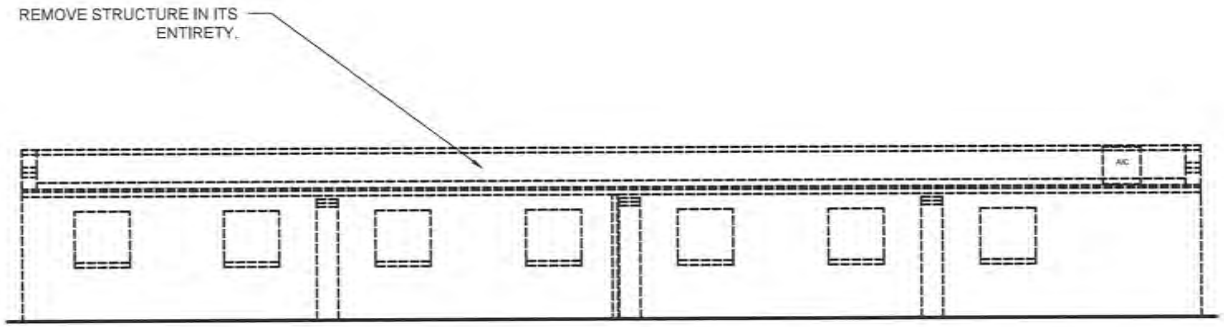

EXISTING
1 SOUTH ELEVATION
SCALE= 1/8" = 1'-0"

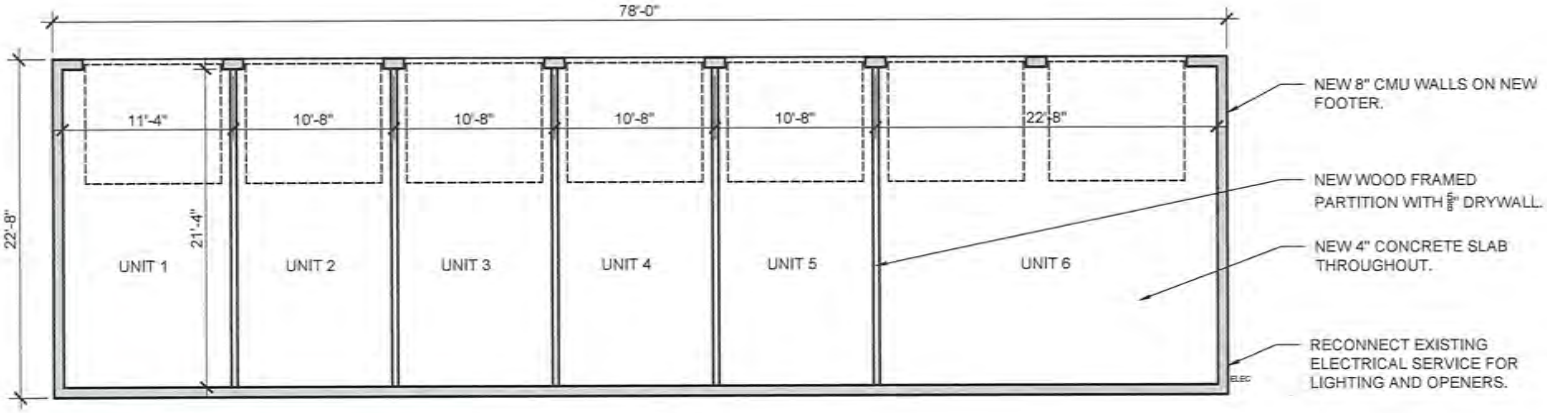

PROPOSED
2 GARAGE PLAN
SCALE: 1/8" = 1'-0"

Project North

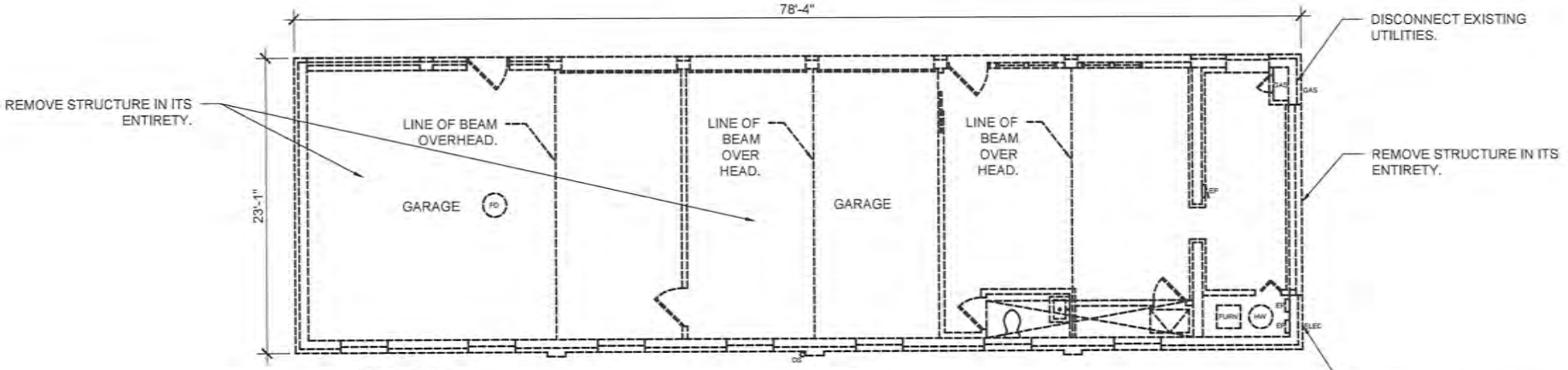

DEMOLITION
1 GARAGE PLAN
SCALE: 1/8" = 1'-0"

Project North

15901 Hilliard Rd,
Lakewood, OH 44107

PLANS - EXISTING AND PROPOSED
ABR Review

PHOTO - DENTIST OFFICE WITH GARAGE BEHIND

PHOTO - FRONT SIDE OF GARAGE

PHOTO - FRONT SIDE OF GARAGE

PHOTO - FRONT SIDE LOOKING WEST

PHOTO - BACK SIDE LOOKING WEST

PHOTO - FRONT SIDE LOOKING EAST

15901 Hilliard Rd,
Lakewood, OH 44107

EXISTING PHOTOS
ABR Review

DO NOT

DO NOT
BLOCK
GARAGE DOOR


Madison

BOARD OF BUILDING STANDARDS
ARCHITECTURAL REVIEW BOARD
SIGN REVIEW BOARD

12650 Detroit Avenue • (216) 529-6630 • FAX (216) 529-5907 • www.lakewoodoh.gov

Application Cover Page

Docket No.: 08-119-21

Permit No.: BBS21-000140

Applicant Name: Steven Foster, The Signs Graphics & Firm, LLC

Project Address: 12401 Detroit Ave.

Project Name: Peppers Italian Restaurant

Project: Applicant proposes door and window signage.

BEFORE

49.17 Sq.Ft.
(15% = 7.37)

AFTER

3.63 Sq.Ft.

East Elevation

BEFORE

61 Sq.Ft.
(15% = 9.15)

AFTER

4.07 Sq.Ft.

Entrance

NOTE:

For better clarity on drawing, windows with proposed vinyl are portrayed as "shaded"

BEFORE

96 Sq.Ft.
(15% = 14.4)

AFTER

6.19 Sq.Ft.

North Elevation (Left)

BEFORE

106.67 Sq.Ft.
(15% = 16.0)

AFTER

12.17 Sq.Ft.

North Elevation (Right)

This drawing is CONFIDENTIAL and PROPRIETARY. Use without written permission of The Sign & Graphics Firm is strictly prohibited.

NOTE: Renderings are approximate representations of final production.

1
07-16-21

ADDRESS:
12401 Detroit Ave.
Lakewood, OH 44107

BUSINESS NAME:
Peppers Italian Restaurant

Steven Foster
216.390.0198
sgfoster09@gmail.com

The SIGN & GRAPHICS FIRM

BOARD OF BUILDING STANDARDS
ARCHITECTURAL REVIEW BOARD
SIGN REVIEW BOARD

12650 Detroit Avenue • (216) 529-6630 • FAX (216) 529-5907 • www.lakewoodoh.gov

Application Cover Page

Docket No.: 07-101-21

Permit No.: BBS21-000113

Applicant Name: Cassandra Fear

Project Address: 15210 Madison Ave.

Project Name: Lakewood AF

Project: Applicant proposes vinyl window logo and blade sign.

15210 Madison Ave.
Lakewood, OH 44107
(440) 857-0515

Scaled Site Plan

Lakewood AF will be opening our foodservice establishment at 15210 Lakewood. The business will be making varieties of poke, as well as serving a locally made ice cream. The adjacent business that shares the building is Fear's Confections, whish is a sweets shop.

We are looking to replace the existing vinyl logos from the former business, and replace it with our own logo. We have already removed the current vinyl on the window, but the blade sign remains intact.

Attached additional documents include a photo of the building showing both businesses, and one with the window dimensions and Linear frontage of this particular space.

Linear Footage of Lakewood AF: 15'

Front window is 8' long, 5' tall, split into 2 – 4' panes.

Corner window is 43" long and 5' tall.

Blade sign is 18" square

Regards,

Cassandra Fear and Daniel Ang

Owners, Lakewood AF

15210 Madison Ave.
Lakewood, OH 44107
(440) 857-0515

Design Documents

Lakewood AF will be opening our foodservice establishment at 15210 Lakewood. The business will be making varieties of poke, as well as serving a locally made ice cream. The adjacent business that shares the building is Fear's Confections, whish is a sweets shop.

We are looking to replace the existing vinyl logos from the former business, and replace it with our own logo. We have already removed the current vinyl on the window, but the blade sign remains intact.

Attached additional documents include a photo of the building showing both businesses, and one with the window dimensions and Linear frontage of this particular space.

Large window decal: 3' round, coming to approximately 7'1" square feet.

Lettering: 5" tall, approximately 3.5' long, coming to approx. 1.5 square feet.

Corner window will remain blank, as will the left side of the main window.

Total vinyl square footage in window decals is 8.5 square feet.

Resulting in a total window square footage of 58 square feet, bringing coverage to 14.5% coverage.

Blade sign is 18" square

Regards,

Cassandra Fear and Daniel Ang

Owners, Lakewood AF

15210 Madison Ave.
Lakewood, OH 44107
(440) 857-0515

Materials

Lakewood AF will be opening our foodservice establishment at 15210 Lakewood. The business will be making varieties of poke, as well as serving a locally made ice cream. The adjacent business that shares the building is Fear's Confections, whish is a sweets shop.

The material that will be used will be standard vinyl decals, as were used in past logos from the prior tenant.

Regards,

Cassandra Fear and Daniel Ang

Owners, Lakewood AF

Lakewood
AF

ICE CREAM

Lakewood
AF
POKE BOWLS • ICE CREAM
COMING SOON!
LAKEWOOD AF
FOLLOW US ON
15210

Lakewood
AF
POKE BOWLS • ICE CREAM
15210

Fears Confections
15208
CLOSED
SPOILER FREE ZONE!
TUESDAY - SATURDAY
- 9:00 PM
SUNDAY - MONDAY
CLOSED
12th Annual
Sonnhalter Tool Drive
August 1-31, 2021
CHOCOLATE

Fear's Confections
Gourmet Brownies & Sweets
PROUD ALLY
#blacklivesmatter
#loveislove
12th Annual
Sonnhalter Tool Drive
August 1-31, 2021
CHOCOLATE · BROWNIES · COFFEE · TEA · ART
5208
CLOSED
FREE ZONE!
DAY - SATURDAY
- 9:00 PM
DAY - MONDAY
CLOSED

ICE CREAM JOY
open
Fears Confections


18" Blade
ICE CREAM JOY
Front Window
8' split 4/4
5' tall
Side Window
43" 5' tall
Fears Confections
15' Linear Footage

OPEN
COMING SOON!
LAKEWOOD AF
FOLLOW US ON FACEBOOK + IG
15210
DELIVERIES SEE FEARS AT LOBBY

Jean's Confectionery
DOVE BOWLS
ICE CREAM

BOARD OF BUILDING STANDARDS
ARCHITECTURAL REVIEW BOARD
SIGN REVIEW BOARD

12650 Detroit Avenue • (216) 529-6630 • FAX (216) 529-5907 • www.lakewoodoh.gov

Application Cover Page

Docket No.: 07-103-21

Permit No.: BBS21-000116

Applicant Name: Rachit Pasricha

Project Address: 15008 Detroit Ave.

Project Name: Beyond Juicery + Eatery

Project: Applicant proposes an illuminated channel letter sign.

Perfect Impressions
Graphic Solutions
Production Facility
24580 North Industrial
Farmington Hills, MI 48335
(P) 800.974.4699
www.perfectimpressionsinc.com

Beyond Juice
Lakewood
Exterior Signage Proposal

Linear Frontage of Building
31' linear feet
Height Of Facade 40"
Total Square Footage of Sign
44.5" square feet
Overall size of sign
28" x 229"
White LED's consisting
of bright white day light
4,000 lumens.

Side View

5" Deep channel letter - Flush Mounted

6mm alupanel pan backer w/ LED halo Flush Mounted to hidden raceway

Raceway housing for electrical / power source

22.75" Height Channel Letter

9.5" Height Channel Letter
flush mounted - no halo

Approved By:

Date:

Attention Clients! Please review this proof deligently. Once a signature of approval is recieved on this proof, Perfect Impressions Graphic Solution is no longer responsible for any mistakes including, spelling, placement, layout. quantity, stock order, finishing. If you notice something to be missing from this proof, please have changes made prior to signing. This proof will be used for production.

Perfect Impressions
Graphic Solutions
Production Facility
24580 North Industrial
Farmington Hills, MI 48335
(P) 800.974.4699
www.perfectimpressionsinc.com

Beyond Juice
Lakewood
Exterior Signage Proposal

Front View

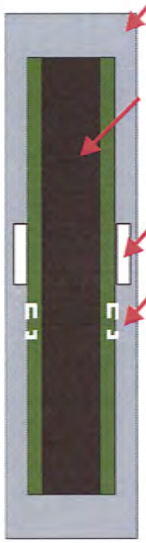

Side View

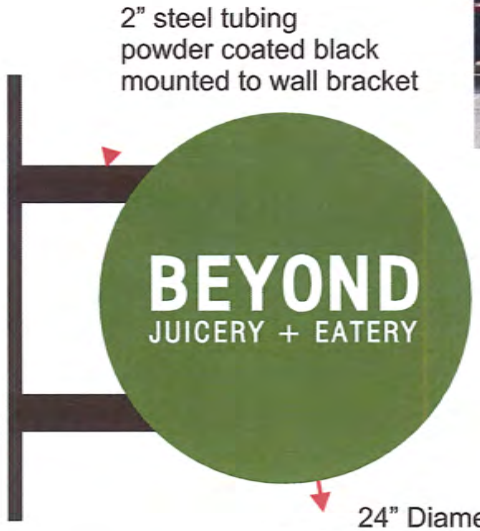

Projecting Internally
Illuminated Blade Sign

Approved By: **Date:**

Attention Clients! Please review this proof deligently. Once a signature of approval is recieved on this proof, Perfect Impressions Graphic Solution is no longer responsible for any mistakes including, spelling, placement, layout. quantity, stock order, finishing. If you notice something to be missing from this proof, please have changes made prior to signing. This proof will be used for production.

Perfect Impressions
Graphic Solutions
Production Facility
24580 North Industrial
Farmington Hills, MI 48335
(P) 800.974.4699
www.perfectimpressionsinc.com

Beyond Juice
Lakewood
Exterior Signage Proposal

Installation Schematic of proposed
signs in comparison to neighboring signs.

Halo Illumination Preview
Halo behind aluminum pan
Internally illuminated letters

Approved By:

Date:

Attention Clients! Please review this proof deligently. Once a signature of approval is recieved on this proof, Perfect Impressions Graphic Solution is no longer responsible for any mistakes including, spelling, placement, layout. quantity, stock order, finishing. If you notice something to be missing from this proof, please have changes made prior to signing. This proof will be used for production.

BOARD OF BUILDING STANDARDS
ARCHITECTURAL REVIEW BOARD
SIGN REVIEW BOARD

12650 Detroit Avenue • (216) 529-6630 • FAX (216) 529-5907 • www.lakewoodoh.gov

Application Cover Page

Docket No.: 08-120-21

Permit No.: BBS21-000130

Applicant Name: Aldo Dure, BNext Awnings & Graphics Inc.

Project Address: 1328 W. 117th St.

Project Name: Subway

Project: Applicant proposes an illuminated channel letter sign on front of the building.

CONCEPT DRAWING

SITE PLAN
1628 W 117th St
Lakewood, OH 44107

1 CHANNEL LETTER SIGN LOCATION

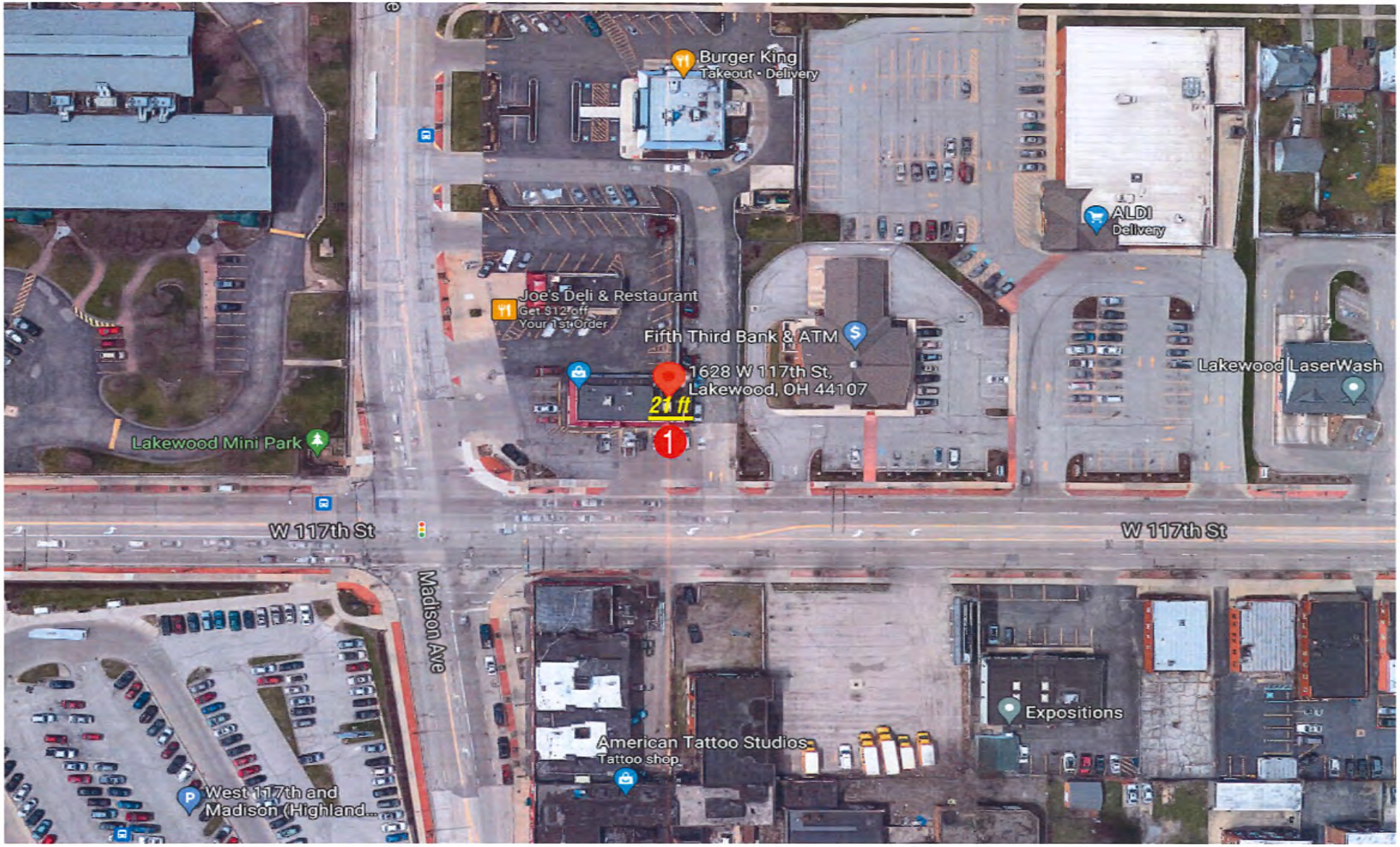

BNEXT
ARCHITECTURAL IMAGING
SIGNS • AWNINGS • LIGHTING

address: 5109 Clark Ave.
Cleveland Ohio 44102
telephone: 216.688.1800
web: bnextdesign.com

These drawings are not for construction. The information contained herein is intended to express design intent only. This original design is the sole property of the Bnext Design. It cannot be reproduced, copied or exhibited, in whole or part, without first obtaining written consent from the Bnext Design.

REVISION DATE	
1	6
2	7
3	8
4	9
5	10

RENDERED BY:	PROJECT #/ NAME
AKS	SIGN
PAGE:	DATE
1 of 1	3/4/21

SALESPERSON: Aldo
PROJ. MANAGER: Katty
JOB LOCATION: 1628 W 117th St Lakewood, OH 44107

SUBWAY
BURGER KING

SUBWAY

SUBWAY

CONCEPT DRAWING

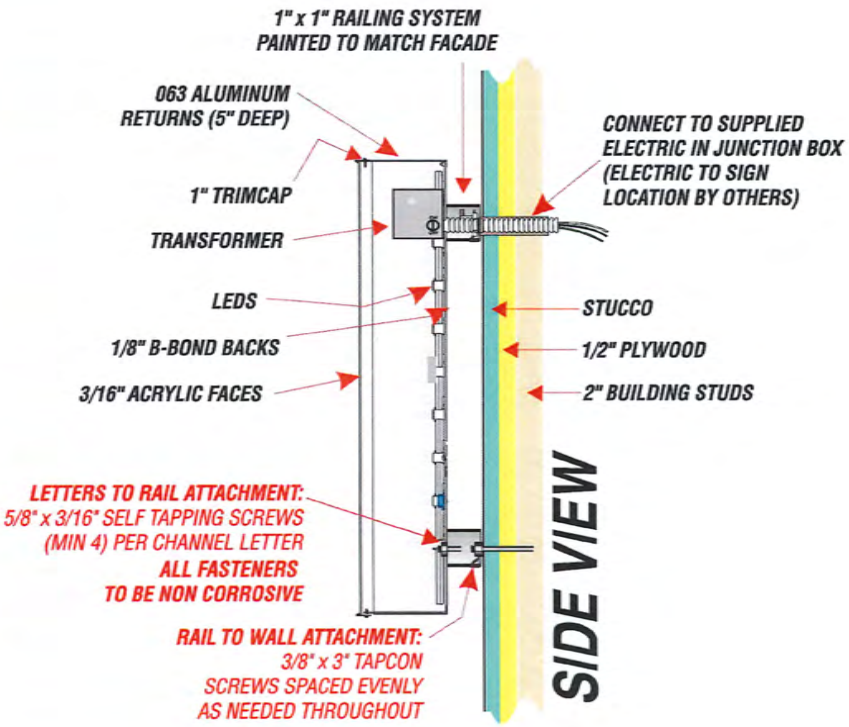

CHANNEL LETTER SIGN
3/16" WHITE ACRYLIC FACES
VINYL APPLIED TO FACES (PMS 2426 C & PMS 7548 C)
1/8" WHITE B-BOND BACKS
1" PAINTED TRIMCAP / 5" PAINTED RETURNS
WHITE LEDS

SF: 17.38 FRONTAGE: 21' ELEVATION: 11'

BNEXT
ARCHITECTURAL IMAGING
SIGNS • AWNINGS • LIGHTING

address: 5109 Clark Ave.
Cleveland Ohio 44102
telephone: 216.688.1800
web: bnextdesign.com

These drawings are not for construction. The information contained herein is intended to express design intent only. This original design is the sole property of the Bnext Design, it cannot be reproduced, copied or exhibited, in whole or part, without first obtaining written consent from the Bnext Design.

REVISION	DATE
1	6
2	7
3	8
4	9
5	10

RENDERED BY:	PROJECT #/ NAME	SALESPERSON: Aldo
AKS	SIGN	PROJ. MANAGER: Katty
PAGE: 1 of 1	DATE 3/4/21	JOB LOCATION: 1628 W 117th St Lakewood, OH 44107

BOARD OF BUILDING STANDARDS
ARCHITECTURAL REVIEW BOARD
SIGN REVIEW BOARD

12650 Detroit Avenue • (216) 529-6630 • FAX (216) 529-5907 • www.lakewoodoh.gov

Application Cover Page

Docket No.: 08-121-21

Permit No.: BBS21-000141

Applicant Name: Christopher DeMarco, Bowed String Shop LLC

Project Address: 17305 Madison Ave.

Project Name: Bowed String Shop LLC

Project: Applicant proposes band board signage.

Storefronts in same building as 17305 Bowed Strings Shop formerly Future Church which also had a white background 17301 - 17309 Madison

FutureChurch

Existing sign face from recently closed Future Church (17305).

Tom Guggenbiller Signgraphics
PHONE: 440-327-2624 OR 330-948-7446
E-MAIL: tgugsigngraphics@frontier.com
QUALITY SIGN DESIGN, FABRICATION, INSTALLATION, & SERVICE SINCE 1977

This drawing and design is the property of Tom Guggenbiller SIGNGRAPHICS and is for his/it's use only, it must not be copied, distributed, used directly or indirectly for any work other than that of Tom Guggenbiller SIGNGRAPHICS without his/it's written permission. All rights reserved.
UNLESS NOTED THIS DRAWING MAY NOT BE TO SCALE

Bowed String Shop

Black and
PMS 344C light green
Digital print / vinyl.

24"x 157" existing translucent polycarbonate sign face
3/8" = 1' scale

Tom Guggenbiller Signgraphics

PHONE: 440-327-2624 OR 330-948-7446
E-MAIL: tgugsigngraphics@frontier.com
QUALITY SIGN DESIGN, FABRICATION, INSTALLATION, & SERVICE SINCE 1977

This drawing and design is the property of Tom Guggenbiller SIGNGRAPHICS and is for his/it's use only, it must not be copied, distributed, used directly or indirectly for any work other than that of Tom Guggenbiller SIGNGRAPHICS without his/it's written permission. All rights reserved.
UNLESS NOTED THIS DRAWING MAY NOT BE TO SCALE.

17305 Madison- Existing Conditions

17305
Bowed
Shop

17305
CLEVELAND
SHAM
MEDITATION
Bowed
String Shop

BOARD OF BUILDING STANDARDS
ARCHITECTURAL REVIEW BOARD
SIGN REVIEW BOARD

12650 Detroit Avenue • (216) 529-6630 • FAX (216) 529-5907 • www.lakewoodoh.gov

Application Cover Page

Docket No.: 08-122-21

Permit No.: BBS21-000148

Applicant Name: James Ptacek, Larsen Architects

Project Address: 1384 Hird Ave.

Project Name: Studio West 117

Project: Applicant proposes fence signage for duration of construction.

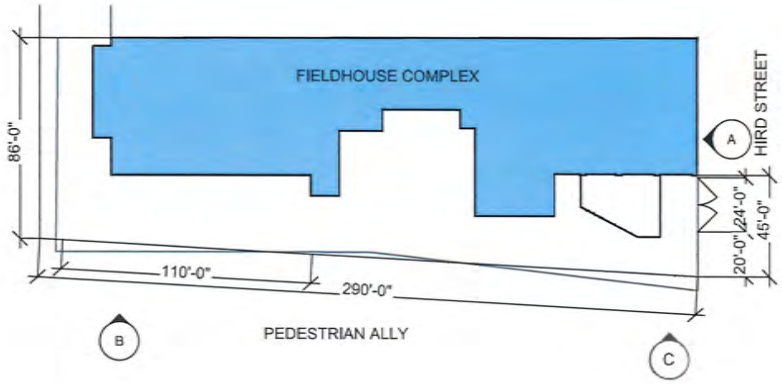

LARSEN ARCHITECTS

ELEVATION A
Scale : 3/32"=1'-0"

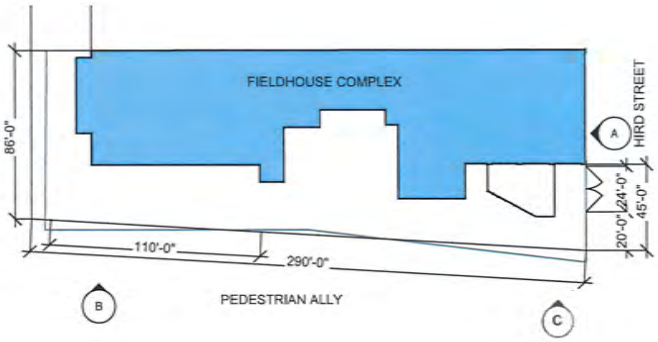

ELEVATION C
Scale : 3/32"=1'-0"
Temporary Signage - Previously Submitted to City for Permit
(1) 6'x6' panel, (2) 6'x4' panels = 84sf total

10'L x 6'H Construction Fencing to Hird Ave (No Graphics - except for exist. temp signage)

LARSEN ARCHITECTS

ELEVATION B
Scale : 3/32"=1'-0"


The FIELDHOUSE

The FIELDHOUSE
AT STUDIO WEST 117

The FIELDHOUSE
AT STUDIO WEST 117

MACK
1384
HARD HAT AREA
DANGER
NO TRESPASSING
SPEED LIMIT 5
CAUTION
CAUTION

HARD HAT
AREA
DANGER
NO
TRESPASSING
NO
PARKING

BOARD OF BUILDING STANDARDS
ARCHITECTURAL REVIEW BOARD
SIGN REVIEW BOARD

12650 Detroit Avenue • (216) 529-6630 • FAX (216) 529-5907 • www.lakewoodoh.gov

Application Cover Page

Docket No.: 08-123-21

Permit No.: BBS21-000147

Applicant Name: Steven Foster, The Sign & Graphics Firm, LLC

Project Address: 14203 Madison Ave.

Project Name: Tabby's Nail Cabby

Project: Applicant proposes band board signage.

BEFORE

AFTER

14.0 Sq.Ft.

Proposed Sign on Sign Band

This drawing is CONFIDENTIAL and PROPRIETARY. Use without written permission of The Sign & Graphics Firm is strictly prohibited.

NOTE: Renderings are approximate representations of final production.

Steven Foster
216.390.0198
sgfoster09@gmail.com

BUSINESS NAME:
Tabby's Nail Cabby

ADDRESS:
14203 Madison Ave.
Lakewood, OH 44107

1
07-20-21

The Sign & Graphics Firm

Vegan Pizza

NO PARKING ANY TIME
NO PARKING HERE TO METER
PRIMOZ
PIZZERIA
Brown

BOARD OF BUILDING STANDARDS
ARCHITECTURAL REVIEW BOARD
SIGN REVIEW BOARD

12650 Detroit Avenue • (216) 529-6630 • FAX (216) 529-5907 • www.lakewoodoh.gov

Application Cover Page

Docket No.: 07-91-21 A

Permit No.: BBS21-000156

Applicant Name: Tyler Garrett, TGarrett Designers and Planners

Project Address: 16019 Hilliard Rd.

Project Name: Foxy Salon

Project: Applicant proposes renovations of an existing building.

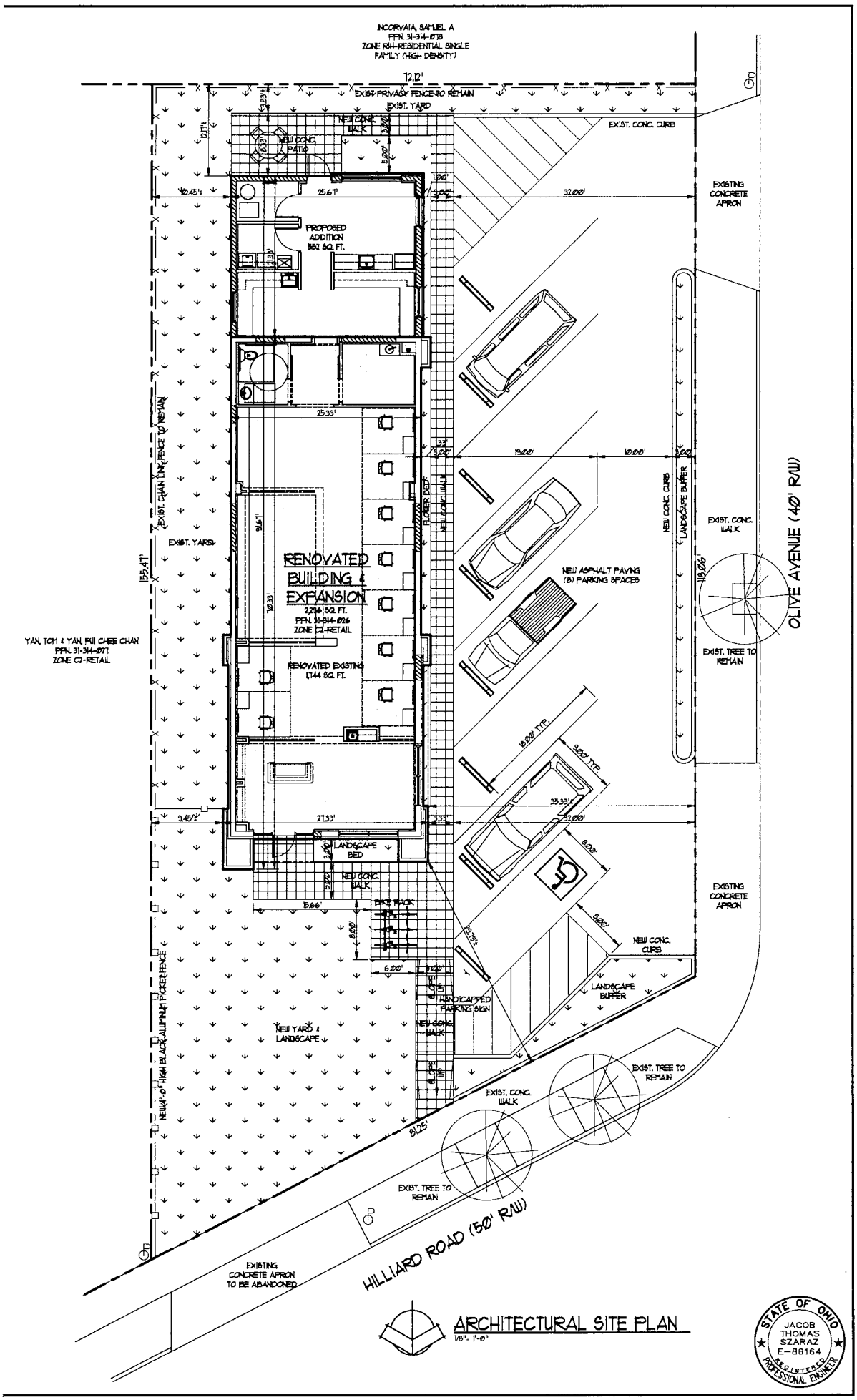

ARCHITECTURAL SITE PLAN
1/8" = 1'-0"

STATE OF OHIO
JACOB THOMAS SZARAZ
E-86164
REGISTERED PROFESSIONAL ENGINEER

GARRETT
Designers & Planners
259 CRESTWOOD DRIVE AVON LAKE, OHIO 44012
TEL-(216)346-2981 TYLER_GARRETT@MSN.COM

ISSUE:

	DATE:	AUTHORIZED USE:
■	09/15/21	SCHEMATIC DESIGN
■	09/06/21	DESIGN DEVELOPMENT
□	--	BIDDING
□	--	BUILDING PERMIT
□	--	CONSTRUCTION
□	--	AS-BUILT

DRAWN BY:	CHECKED BY:	PROJECT NO:
TDG	TDG	2021-01

REVISIONS

DATE:	DESCRIPTION:	REV.#
--	--	-
--	--	-
--	--	-
--	--	-
--	--	-
--	--	-

SHEET TITLE: ARCHITECTURAL SITE PLAN

PROJECT TITLE: FXY SALON
16019 HILLIARD ROAD
LAKEWOOD, OHIO 44107

SHEET NO. SP1.02