AGENDA
PLANNING COMMISSION
CITY OF LAKEWOOD
12650 DETROIT AVENUE
DECEMBER 1, 2022

PRE-REVIEW MEETING
6:00 P.M.
AUDITORIUM

1. REVIEW DOCKET ITEMS

REVIEW MEETING
6:30 P.M.
AUDITORIUM

1. ROLL CALL

2. APPROVE THE MINUTES OF THE NOVEMBER 3, 2022 MEETING

3. OPENING REMARKS

<u>NEW BUSINESS</u>
CONDITIONAL USE
4. Docket No. 12-32-22
1645 Lakewood Ave.
K-Town Restaurant and Market

Leon Sampat, LS Architects Inc, applicant requests approval of accessory parking, pursuant to Section 1123.04(b) – Conditionally Permitted Uses and 1161.03(a) – Accessory Parking. The property is in R2, Residential – Single and Two Family district. (Page 3)

CONDITIONAL USE
5. Docket No. 12-33-22
12420 Madison Ave.
K-Town Restaurant and Market

Leon Sampat, LS Architects Inc, applicant requests approval for outdoor dining, pursuant to Section 1129.13 – Supplemental regulations for an outdoor seasonal dining facility, Section 1161.03(t) – Outdoor/Seasonal dining Facility. Property is in a C2, Commercial – Retail district. (Page 62)

CONDITIONAL USE
6. Docket No. 12-34-22
14800 Madison Ave.
Urgent Care

Joseph Kaye, JL Architects, applicant requests approval for operation of a medical facility, pursuant to Section 1129.02 – Principle and Conditional Permitted Uses. Property is in a C2, Commercial – Retail district. (Page 120)

COMMUNICATION
7. Docket No. 12-35-22
14532-14800 Lake Ave.

Lakewood Park

A communication from the City of Lakewood's administrative staff who will discuss plans to apply for the County's Community Development Supplemental Grant for plans to convert a single tennis court at Lakewood Park to pickleball courts. (Page 139)

ADJOURN

"*Individuals with disabilities who require accommodations for participation in meetings must request accommodations at least 3 business days ahead of the scheduled meeting. Contact Michelle Nochta at (216) 529-5906 michelle.nochta@lakewoodoh.net* ."

PLANNING COMMISSION

12650 Detroit Avenue ● 44107 ● (216) 529-6630 ● FAX (216) 529-5907
www.onelakewood.com

Application Cover Page

Docket No.: 12-32-22

Permit No.: PC22-000036

Applicant Name: LEON Sampat, LS Architects Inc.

Project Address: 1645 Lakewood Ave.

Project Name: K-Town Restaurant and Market

Proposal: Approval of accessory parking, pursuant to Section 1123.04(b) – Conditionally Permitted Uses and 1161.03(a) – Accessory Parking. The property is in R2, Residential – Single and Two Family district.

1639
1645
12608
12608
12420
12400

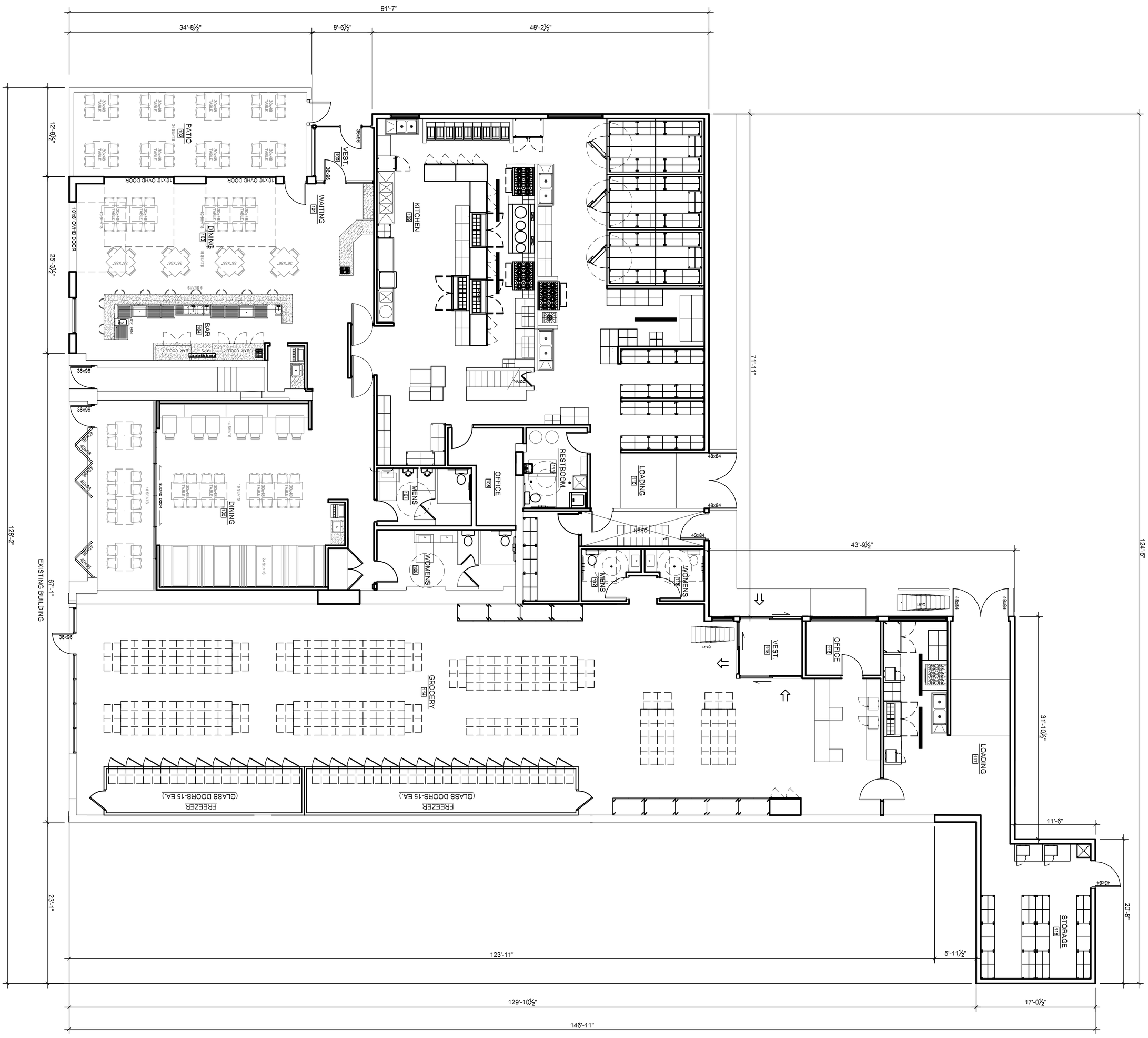

1 FLOOR PLAN
SCALE: 1/8" = 1'-0"
10,588 SQ. FT.

ALTERATIONS FOR:
K-TOWN
12500 MADISON AVE.
LAKEWOOD, OH

LEON S. SAMPAT
LICENSE# 13053
EXPIRATION DATE 12/31/2021

STATE OF OHIO
LEON S. SAMPAT 13053
REGISTERED ARCHITECT

LS ARCHITECTS
22082 LORAIN ROAD
FAIRVIEW PARK, OHIO 44126
PHONE 216-403-9654 FAX 440-716-8837

REV.	DATE

JOB NO: 20-230
DATE: 08.17.2022
ISSUE: REVIEW
SHEET: A1.1

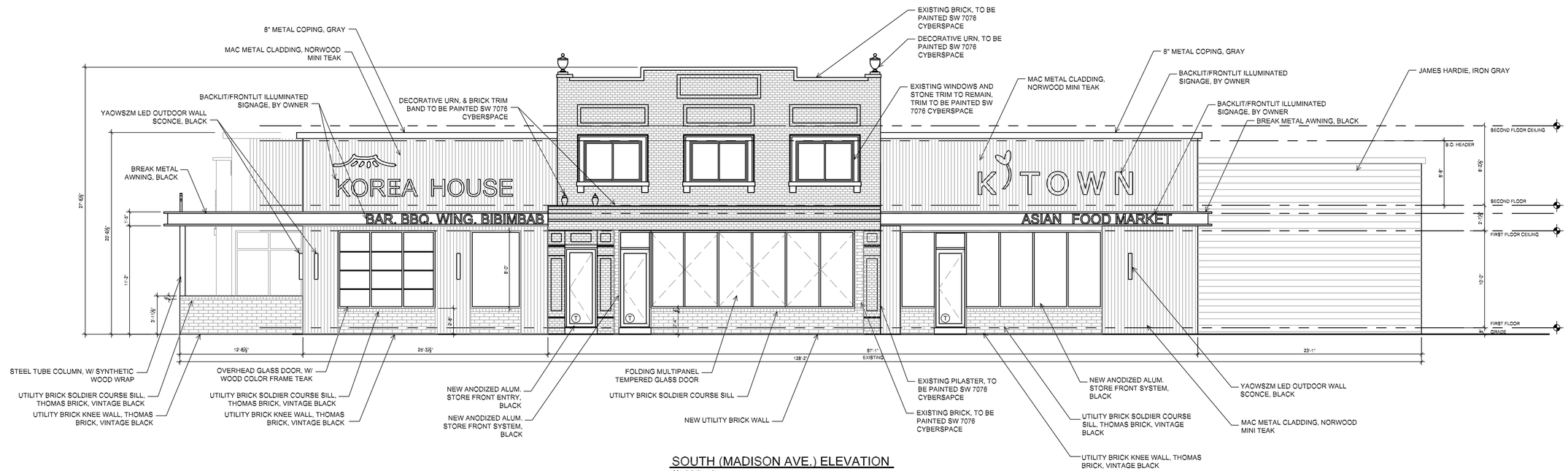

SOUTH (MADISON AVE.) ELEVATION

SCALE: 3/16" = 1'-0"



EAST ELEVATION

SCALE: 3/16" = 1'-0"

REV.	DATE

LS ARCHITECTS
22082 LORAIN ROAD
FAIRVIEW PARK, OHIO 44126
PHONE 216-403-9654 FAX 440-715-8837

STATE OF OHIO
LEON S. SAMPAT
13053
REGISTERED ARCHITECT

LEON S. SAMPAT
LICENSE# 13053
EXPIRATION DATE 12/31/2021

ALTERATIONS FOR:
K-TOWN
12500 MADISON AVE.
LAKEWOOD, OH

JOB NO: 20-230

DATE: 08.17.2022

ISSUE: REVIEW

SHEET:
A2.1

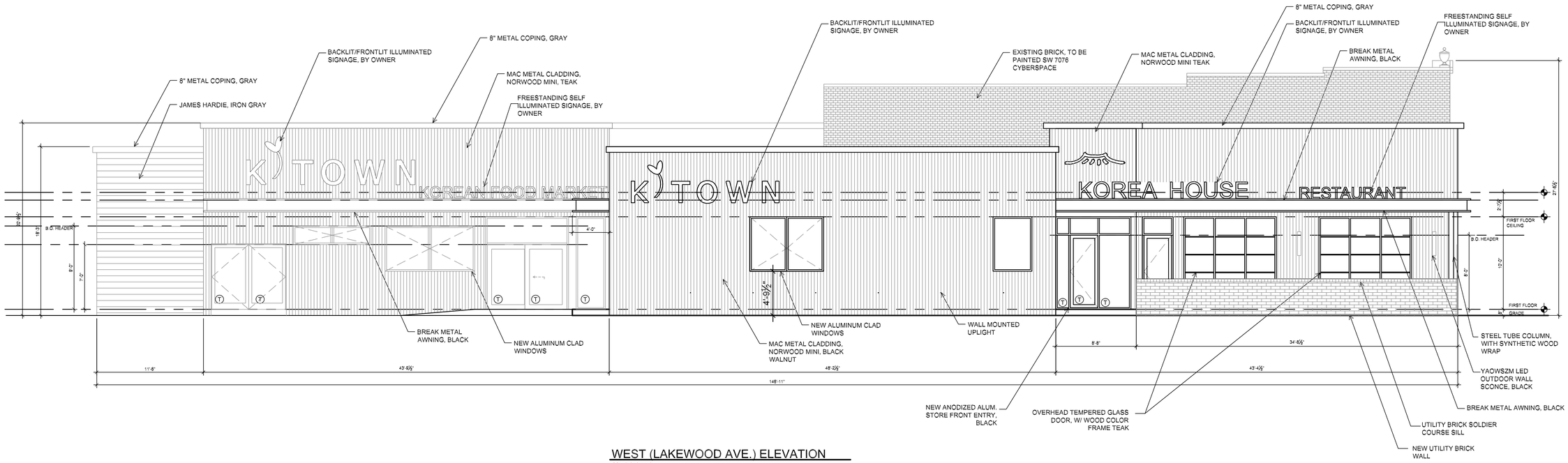

WEST (LAKEWOOD AVE.) ELEVATION

SCALE: 3/16" = 1'-0"

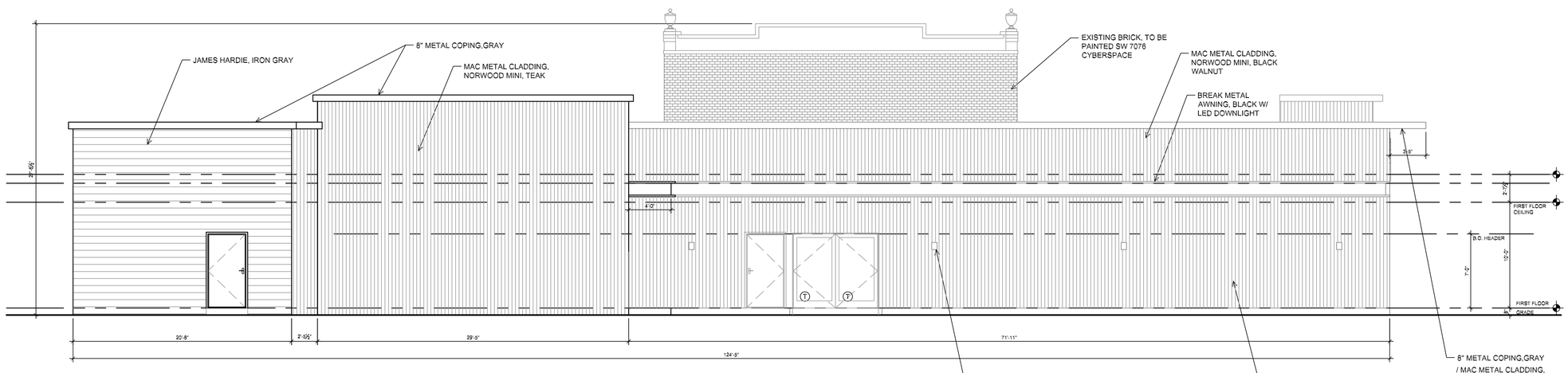

NORTH ELEVATION

SCALE: 3/16" = 1'-0"

REV.	DATE

LS ARCHITECTS
22082 LORAIN ROAD
FAIRVIEW PARK, OHIO 44126
PHONE 216-403-9654 FAX 440-715-8837

STATE OF OHIO
LEON S. SAMPAT
13053
REGISTERED
ARCHITECT

LEON S. SAMPAT
LICENSE# 13053
EXPIRATION DATE 12/31/2021

ALTERATIONS FOR:
K-TOWN
12500 MADISON AVE.
LAKEWOOD, OH

JOB NO:	20-230
DATE:	08.17.2022
ISSUE:	REVIEW
SHEET:	A2.2

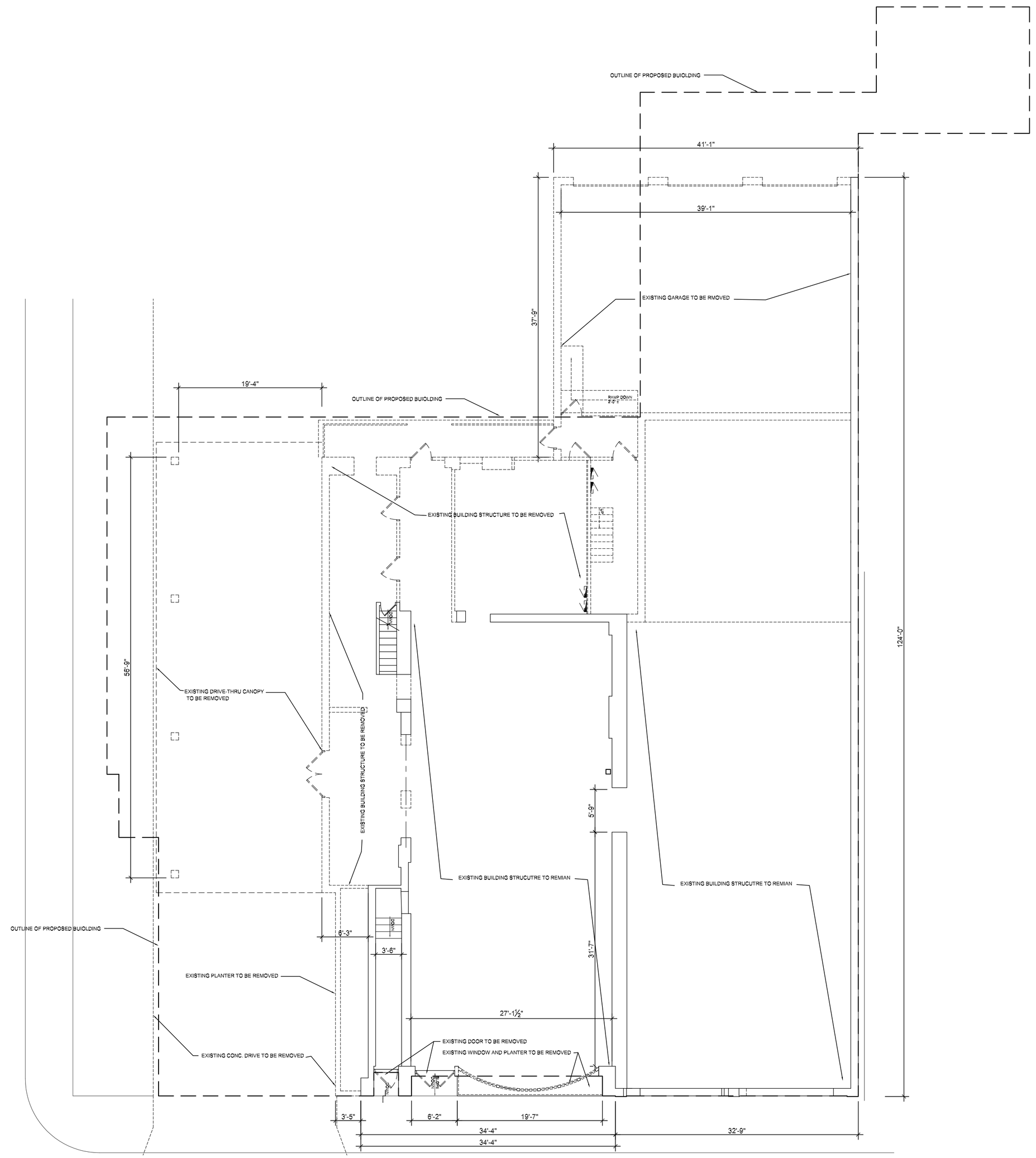

DEMOLITION PLAN

SCALE: 1/8" = 1'-0"

REV.	DATE

LS ARCHITECTS
22082 LORAIN ROAD
FAIRVIEW PARK, OHIO 44126
PHONE 216-403-9654 FAX 440-79-8837

STATE OF OHIO
LEON S. SAMPAT
13053
REGISTERED ARCHITECT

LEON S. SAMPAT
LICENSE# 13053
EXPIRATION DATE 12/31/2021

ALTERATIONS FOR:
K-TOWN
12500 MADISON AVE.
LAKEWOOD, OH

JOB NO: 20-230

DATE: 08.17.2022

ISSUE: REVIEW

SHEET:
D1.1

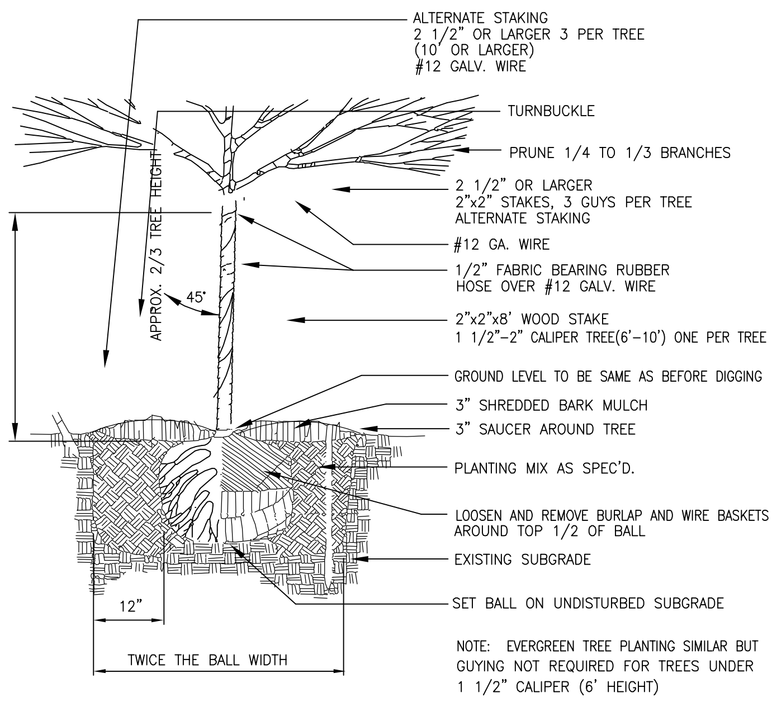

NOTE: EVERGREEN TREE PLANTING SIMILAR BUT GUYING NOT REQUIRED FOR TREES UNDER 1 1/2" CALIPER (6' HEIGHT)
REMOVE GUYING, TREE WRAP, ETC. AFTER ONE GROWING SEASON

TREE PLANTING DETAIL

NOT TO SCALE

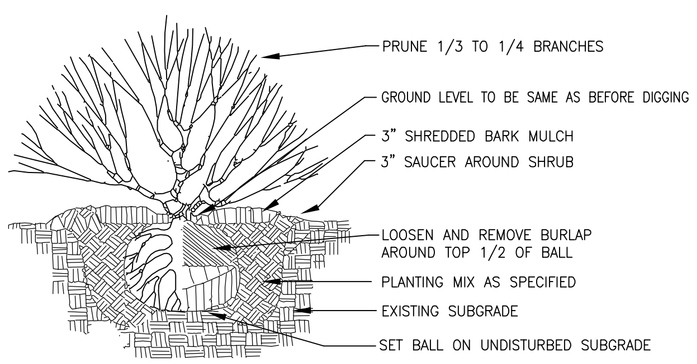

NOTE:
MULCH TO FORM CONTINUOUS SHRUB BEDS

SHRUB PLANTING DETAIL

NOT TO SCALE

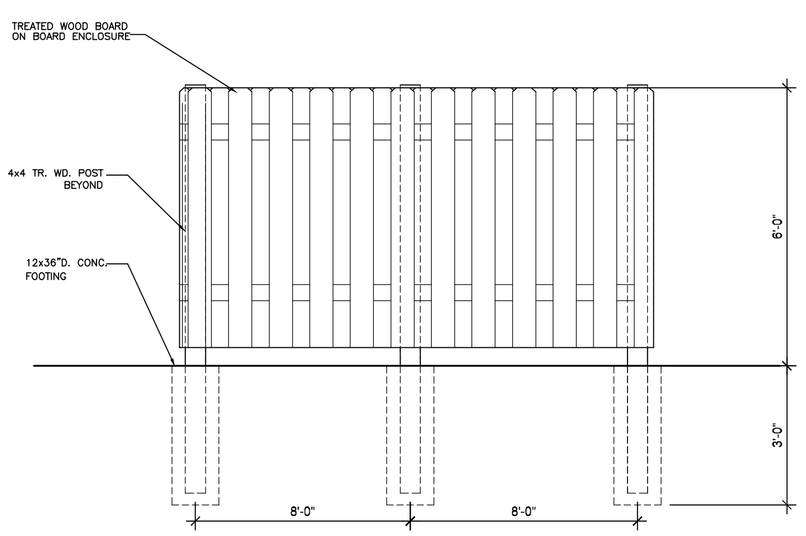

1 PRIVACY FENCE DETAIL
1/8

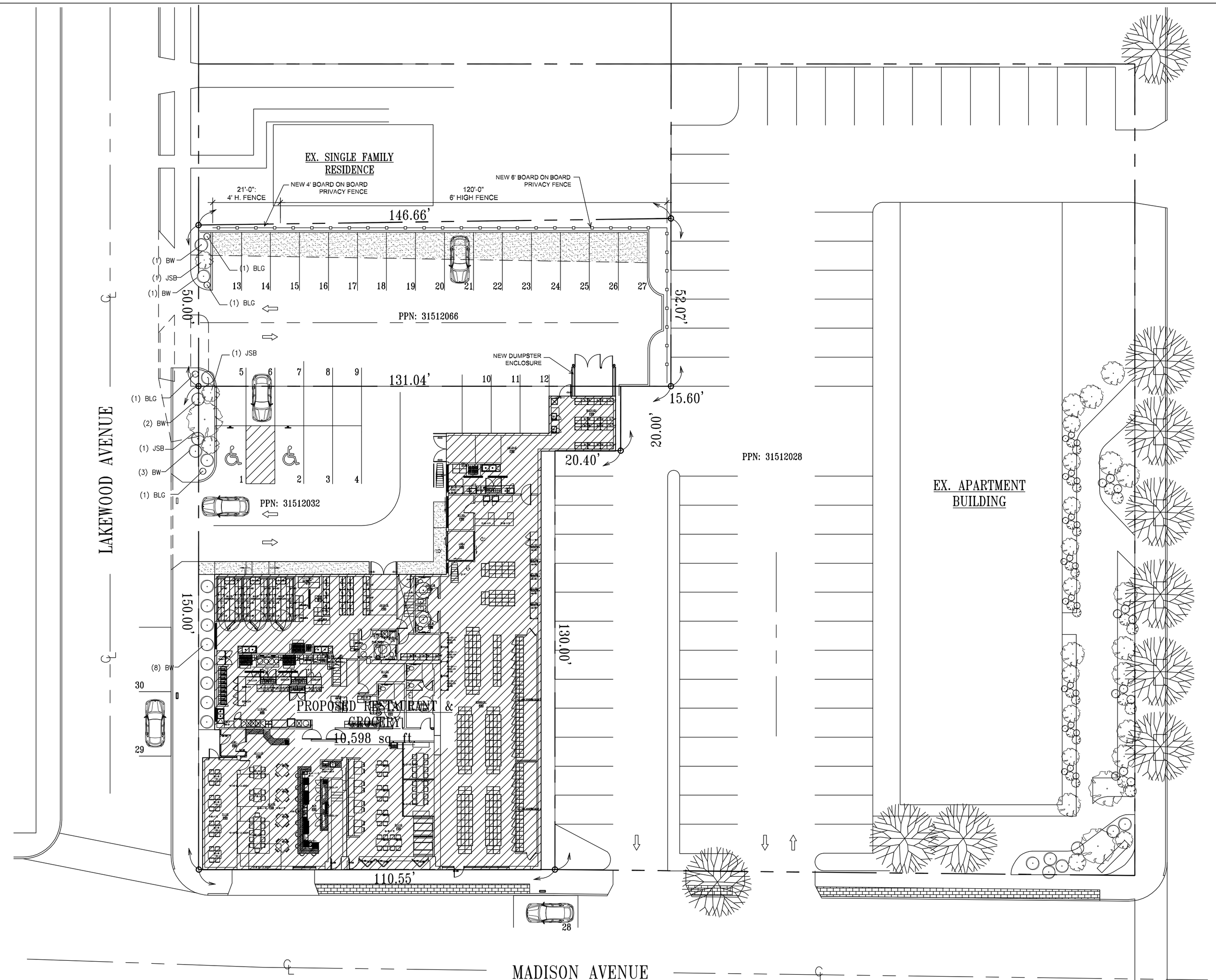

LANDSCAPING PLAN

SCALE: 1/16" = 1'-0"

LANDSCAPE SPECIFICATIONS

1. CONTRACTOR TO VERIFY UTILITY ROUTINGS AND COORDINATE THIS WORK WITH EXISTING UTILITY LOCATIONS. ADJUST PLANT MATERIAL ACCORDINGLY.
2. PROVIDE DOUBLE SHREDDED HARDWOOD BARK MULCH 3" DEEP MIN. AT ALL PLANTING BEDS. PROVIDE A MIN. 3' DIAMETER MULCH BED AROUND EACH INDIVIDUAL TREE UNLESS TREES ARE INCORPORATED IN A PLANTING BED.
3. ONCE FINAL GRADE IS ESTABLISHED, ALL PLANTING BEDS TO RECEIVE A MIN. 6" DEPTH OF SOIL MIX. SOIL MIX SHALL OF 50% SCREENED TOPSOIL, 25% SAND AND 25% LEAF HUMUS. ALL SEEDED AREAS TO RECEIVE A MINIMUM OF 2" OF CLEAN FINE GRADED TOPSOIL, FREE OF ALL ROCKS AND DELETERIOUS DEBRIS.
4. CONTRACTOR TO APPLY STARTER FERTILIZER (20-26-6) OR APPROVED SIMILAR FOR ALL LAWN AND PLANT MATERIAL.
5. CONTRACTOR TO SEED ALL DISTURBED AREAS. SEEDING TYPES AND PERCENTAGES ARE AS FOLLOWS:
SEED SCHEDULE (OR APPROVED SIMILAR)

SEED TYPE	PERCENTAGE
KENTUCKY BLUEGRASS	45%
PENNLAWN RED FESCUE	15%
PERENNIAL RYEGRASS	40%

6. MAINTENANCE OF LANDSCAPING / GROUND COVER REQUIRED :ALL GROUND COVER AND LANDSCAPING SHALL BE WELL MAINTAINED AND KEPT REASONABLY WEED FREE. DEAD OR DISEASED PLANT MATERIAL SHALL BE IMMEDIATELY REPLACED.
7. WARRANTY one-year warranty on all deciduous, evergreen and perennial plants, price installation appropriately for possible replacements.

PLANT LIST

KEY	QUAN.	BOTANICAL NAME	COMMON NAME	SIZE	WIDTH	COND.	NOTES
BLG	4	MORTON ARBORETUM	BLUE LYME GRASS	3'	2'-3'		
BW	15	BUXUS	GREEN VELVET BOXWOOD	24"-30"	24"-30"		
JSB	3	JUNIPERUS SABINA "BROADMOOR"	JUNIPER "BROADMOOR"	15"-20"	15"-20"		

BLUE LYME GRASS

GREEN VELVET BOXWOOD

JUNIPER "BROADMOOR"

REV.	DATE

LS ARCHITECTS
22062 LORAIN ROAD
FAIRVIEW PARK, OHIO 44126
PHONE 216-403-9654 FAX 440-716-8837

STATE OF OHIO
LEON S. SAMPAT
13053
REGISTERED ARCHITECT

LEON S. SAMPAT
LICENSE# 13053
EXPIRATION DATE 12/31/2021

ALTERATIONS FOR:
K-TOWN
12500 MADISON AVE.
LAKEWOOD, OH

JOB NO: 20-230
DATE: 08.17.2022
ISSUE: REVIEW
SHEET:
L1.1

CODE REVIEW

EXISTING SITE ZONED: C2 COMMERCIAL/RETAIL

PPN: 31512066 PROPOSED LOT AREA: .1718 ARCRES (7,484 SQ. FT.)
PPN: 31512032 PROPOSED LOT AREA: .3092 ARCRES (17,004 SQ. FT.)
PROPOSED REST./GROCERY BUILDING FIRST FLOOR: 10,887 SQ. FT.

PROPOSED LOT COVERAGE: 64%

MAX. BUILDING HEIGHT: 120'
FRONT YARD SETBACK: 5'–0" MAXIMUM
SIDE YARD: 0'–0" (UNLESS ADJACENT TO RESIDENTIAL) SETBACK: 5'–0" MIN
REAR YARD (ADJACENT TO RESIDENTIAL) SETBACK: 5'–0" MIN
CORNER LOT SIDE YARD SETBACK: 5'–0" MIN

PARKING SPACES REQUIRED:
1 SPACE FOR 1,000 SQ.FT. OF GROSS FLOOR AREA
PARKING REQUIRED: 11 SPACES
PARKING PROVIDED: 27 SPACES

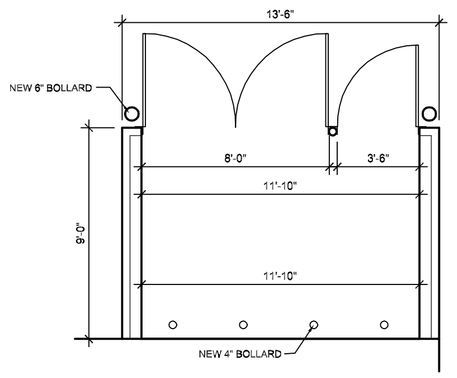

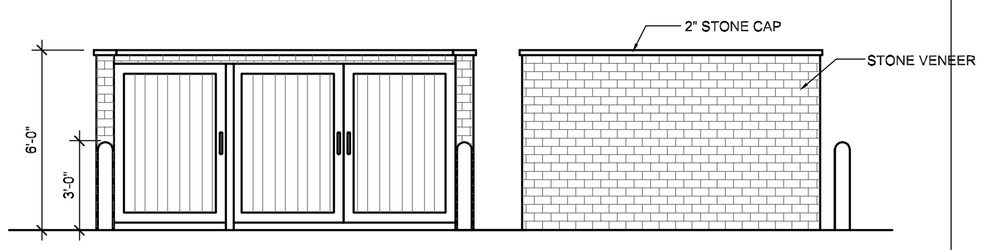

2 BRICK MASONRY TRASH ENCLOSURE DETAILS
NTS

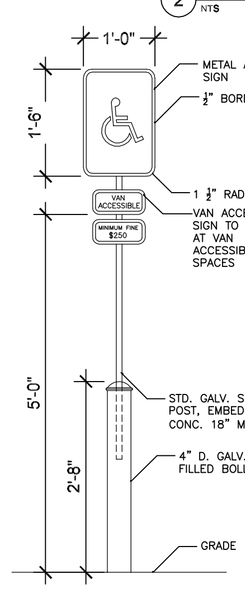

H.C. SIGN POST DETAIL

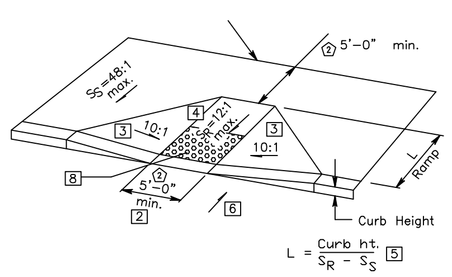

PERPENDICULAR CURB RAMP DETAIL

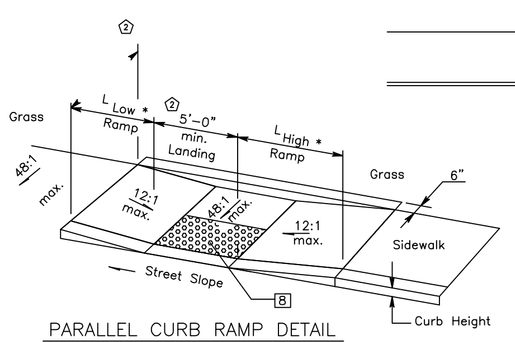

PARALLEL CURB RAMP DETAIL (DOUBLE)

LEGEND

1. May be reduced to 3'–0" in existing sidewalks if the landing is unconstrained along the back edge.
2. Where landing width (D) has been reduced to 3'–0" the flared sides shall have a maximum slope of 12:1.

   Flared sides are not required where the edges of a curb ramp are protected by landscaping or other barriers to travel by wheel chair users or pedestrians across the edge of the curb ramp. However, if the flared sides are used in these areas, they may be of any slope.
3. The slope of the ramp toward the curb is preferred to be 12:1 or flatter related to the horizontal, but the maximum slope shall be 12:1 relative to the existing or proposed walk slope.

   In existing sidewalks, where the maximum ramp slope (S_R) is not feasible, it may be reduced as follows:

   A) 10:1 for a max. rise of 6".
   B) 8:1 for a max. rise of 3".
   C) 6:1 over a max. run of 2'–0" for historic areas where a flatter slope is not feasible.
4. The minimum length of a perpendicular ramp is 6' from the back of a 6" curb and may be increased where feasible to obtain a flatter ramp slope or to better blend with the walk configuration.
5. Gutter counter slopes at the foot of perpendicular curb ramps should not exceed 20:1 over a distance of 2'–0" from the curb.
6. Dimension derived by equation. Use minimum "Counter" ramps to meet required slopes and existing conditions.
7. Detectable Warnings (truncated domes) are to be installed in the location shown. Dimensions for location of the domes are 24" from the back of the curb by the width of the ramp.

Street Slope	Ramp Length @ 1"/ft	
	$L_{LOW\ SIDE}$ *	$L_{HIGH\ SIDE}$ *
0.01	5'–5"	6'–10"
0.02	4'–10"	7'–11"
0.03	4'–5"	9'–5"
0.04	4'–1"	11'–8"
0.05	3'–9"	15'–2"

* Measured along the back of a 6" high curb.

$$L_{HIGH} = \frac{\text{Curb ht.}}{0.083 - \text{Street Slope}} \quad [7]$$

$$L_{LOW} = \frac{\text{Curb ht.}}{0.083 + \text{Street Slope}} \quad [7]$$

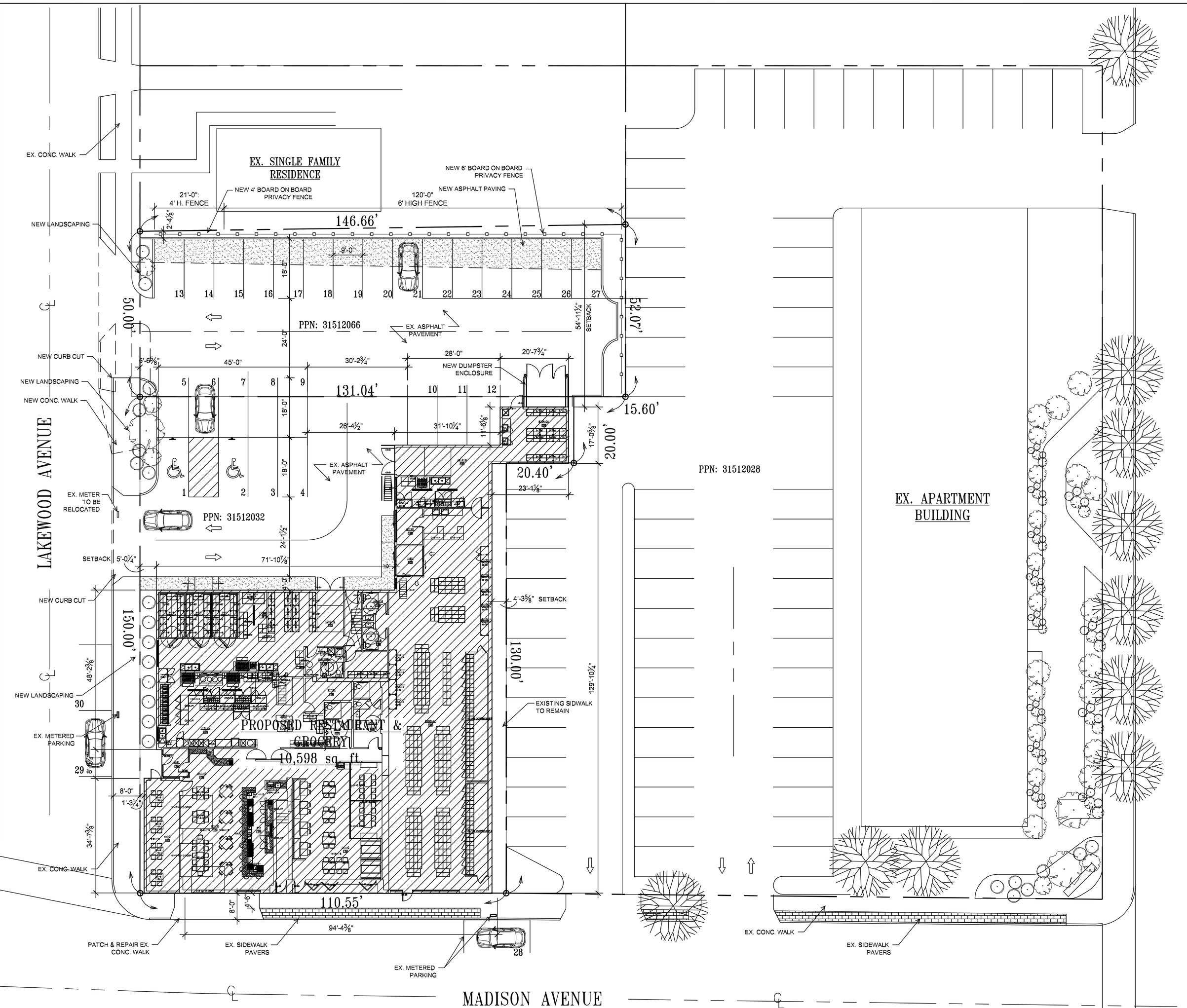

SITE PLAN
SCALE: 1/16" = 1'-0"

REV.	DATE

LS ARCHITECTS
22062 LORAIN ROAD
FAIRVIEW PARK, OHIO 44126
PHONE 216-403-9694 FAX 440-716-8837

STATE OF OHIO
LEON S. SAMPAT
13053
REGISTERED ARCHITECT

LEON S. SAMPAT
LICENSE# 13053
EXPIRATION DATE 12/31/2021

ALTERATIONS FOR:
K-TOWN
12500 MADISON AVE.
LAKEWOOD, OH

JOB NO: 20-230
DATE: 08.17.2022
ISSUE: REVIEW
SHEET:
SD1.1

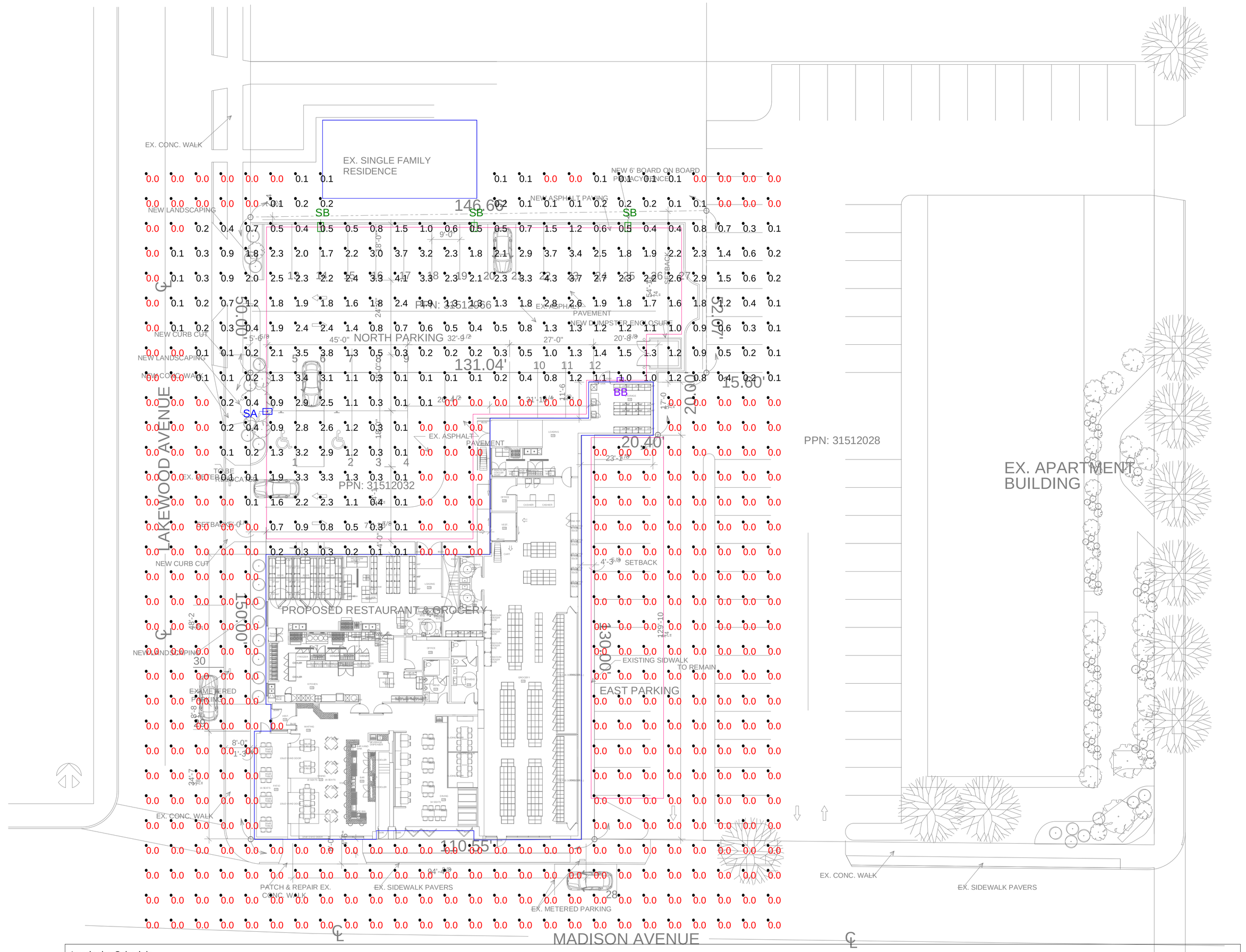

Luminaire Schedule							
Symbol	Qty	Label	LLF	Luminaire Lumens	Description	Filename	Luminaire Watts
	1	BB	0.900	2671	BEACON LIGHTING: RWL1-48L-20-4K7-4W-UNV-DBT-(WALL MOUNT 15' A.F.G.)	RWL1-48L-20-4K7-4W.ies	20
	1	SA	0.900	5841	CURRENT: ASL1-160L-70-4K7-4W-UNV-ASQU-BC-DBT-SSS-H-16-40-A-1-B3-DBT-UL	ASL1-160L-70-4K7-4W-BC.ies	70
	3	SB	0.900	3894	CURRENT: ASL1-80L-50-4K7-4W-UNV-ASQU-BC-DBT-SSS-H-16-40-A-1-B3-DBT-UL	ASL1-80L-50-4K7-4W-BC.ies	50

Calculation Summary							
Label	CalcType	Units	Avg	Max	Min	Avg/Min	Max/Min
east parking	Illuminance	Fc	0.00	0.0	0.0	N.A.	N.A.
north parking	Illuminance	Fc	1.41	4.3	0.0	N.A.	N.A.

NOTES:
1. ILLUMINANCE LEVELS TAKEN ON THE PAVEMENT
2. DARK BRONZE FINISH
3. TYPES-SA & SB MOUNTED TO 16' POLE.

PHOTOMETRIC STUDY
Scale: 1" = 20' - 0"

AGI32
SAMPLE BANNER

Excellence in Illumination Engineering Software Since 1984
Lighting Analysts
www.lightinganalysts.com
© 2020 Lighting Analysts, Inc.

#	Date	Comments

Revisions

Drawn By:
Checked By:
Date:10/9/2022
Scale:

K-TOWN

Site Lighting Photometric Study

10-09-2022

Date: Oct 10, 2022

Lighting Dynamics, Inc.
211 Springside Drive
Akron OH 44333
Phone: (330) 665-9090
Fax: (330) 665-9191

Job Name
K-Town
LDI22-538182

Bid Date
Oct 10, 2022

Submittal Date
Oct 10, 2022

Architect:
UnknownArch

Engineer:
Unknown Engineer

Date: Oct 10, 2022

Transmittal

Lighting Dynamics, Inc.
211 Springside Drive
Akron OH 44333
Phone: (330) 665-9090
From: Joe Malovasic

Project **K-Town**
Quote# LDI22-538182
Location

Contact:

ATTACHED WE ARE SENDING YOU 1 COPY OF THE FOLLOWING ITEM:

- ☐ Drawings
- ☐ Prints
- ☐ Plans
- ☐ Specifications
- ☐ Information
- ☐ Submittals

Other:

THESE ARE TRANSMITTED FOR:

- ☐ Prior Approval
- ☐ Approval
- ☐ Approval as Submitted
- ☐ Approval as Noted
- ☐ Resubmittal for Approval
- ☐ Corrections
- ☐ Your Use
- ☐ Review and Comment
- ☐ Record

Bids due on:
Other:

Qty	Type	MFG	Part
1	BB	Hubbell Lighting Outdoor	RWL1-48L-20-4K7-4W-UNV-DBT
1	SA	Hubbell Lighting Outdoor	ASL1-160L-70-4K7-4W-UNV-ASQU-DBT-BC
1	SA	Hubbell Lighting Outdoor	SSSH16-40A-1-B3-DBT-UL
3	SB	Hubbell Lighting Outdoor	ASL1-80L-50-4K7-4W-UNV-ASQU-DBT-BC
3	SB	Hubbell Lighting Outdoor	SSSH16-40A-1-B3-DBT-UL

HUBBELL® Outdoor Lighting

DATE:	LOCATION:
TYPE:	PROJECT:
CATALOG #:	

RATIO Wall

RWL1/RWL2 LED WALLPACK

FEATURES

- Low profile LED wall luminaire with a variety of IES distributions for lighting applications such as retail, commercial and industrial building mount
- Featuring Micro Strike Optics which maximizes target zone illumination with minimal losses at the house-side, reducing light trespass issues
- Visual comfort standard
- Control options including photo control, occupancy sensing, NX Distributed Intelligence™, Wiscape and 7-Pin with networked controls
- Battery Backup options available for emergency code compliance
- Quick-mount adapter allows easy installation/maintenance
- 347V and 480V versions for industrial applications and Canada
- Stock versions available in 3500lm and 5500lm configurations at 4000K

C US

See Certification Specifications

RELATED PRODUCTS

Ratio Family Ratio Area Ratio Flood

CONTROL TECHNOLOGY

SiteSync NX DISTRIBUTED™ INTELLIGENCE wiSCAPE™

SPECIFICATIONS

CONSTRUCTION

- Die-cast housing with hidden vertical heat fins that are optimal for heat dissipation while keeping a clean smooth outer surface
- Corrosion resistant, die-cast aluminum housing with powder coat paint finish
- Powder paint finish provides durability in outdoor environments. Tested to meet 1000 hour salt spray rating.

OPTICS

- Entire optical aperture illuminates to create a larger luminous surface area resulting in a low glare appearance without sacrificing optical performance
- 48 or 160 midpower LEDs
- 3000K, 4000K or 5000K (70 CRI/80 CRI) CCT
- Zero uplight distributions
- LED optics provide IES type II, III and IV distributions. Type II only available in RWL2 configurations.

INSTALLATION

- Quick-mount adapter provides easy installation to wall or to recessed junction boxes (4" square junction box)
- Designed for direct j-box mount.
- Integral back box contains 1/2" conduit hubs
- Integral back box standard with Dual Driver, Dual Power Feed, NX, Wiscape and battery versions (battery versions for RWL1 only)

ELECTRICAL

- 120V-277V universal voltage 50/60Hz 0-10V dimming drivers
- 347V and 480V dimmable driver option for all wattages above 35W.

ELECTRICAL (CONTINUED)

- Ambient operating temperature -40˚C to 40˚C
- Drivers have greater than .90 power factor and less than 20% Total Harmonic Distortion
- Driver RoHS and IP66
- Field replaceable surge protection device provides 20kA protection meeting ANSI/IEEE C62.41.2 Category C High and Surge Location Category C3; Automatically takes fixture off-line for protection when device is compromised
- Dimming drivers are standard and dimming leads are extended out of the luminaire unless control options require connection to the dimming leads. Must specify if wiring leads are to be greater than 6" standard.

CONTROLS

- Photo control, occupancy sensor and wireless available for complete on/off and dimming control
- Button photocontrol is suitable for 120-277V operation
- 7-pin ANSI C136.41-2013 photocontrol receptacle option available for twist lock photocontrols or wireless control modules (control accessories sold separately)
- NX Distributed Intelligence™ available with in fixture wireless control module, features dimming and occupancy sensor wiSCAPE® available with in fixture wireless control module, features dimming and occupancy sensor
- Integral Battery Backup provides emergency lighting for the required 90 minute path of egress
- Battery Backup suitable for operating temperatures -25˚C to 40˚C. RWL1 battery is 12.5W RWL2 battery is 18W

CONTROLS (CONTINUED)

- Dual Driver and Dual Power Feed options creates product configuration with 2 internal drivers for code compliance
- Please consult brand or sales representative when combining control and electrical options as some combinations may not operate as anticipated depending on your application.

CERTIFICATIONS

- Listed to UL1598 and CSAC22.2#250.0-24 for wet locations
- IP65 rated housing
- This product qualifies as a "designated country construction material" per FAR 52.225-11 Buy American-Construction Materials under Trade Agreements effective 04/23/2020. See Buy American Solutions
- DLC® (DesignLights Consortium Qualified), with some Premium Qualified configurations. Please refer to the DLC website for specific product qualifications at www.designlights.org

WARRANTY

- 5 year limited warranty
- See HLI Standard Warranty for additional information

KEY DATA	
Lumen Range	1,300–18,800
Wattage Range	10–155
Efficacy Range (LPW)	119–148
Fixture Projected Life (Hours)	L70>60K
Weights lbs. (kg)	6.5/16.5 (2.9/7.5)

© 2022 Hubbell Outdoor Lighting, a division of Hubbell Lighting, Inc. Specifications subject to change without notice.
701 Millennium Blvd • Greenville, SC 29607 / Tel 864.678.1000 / Website www.hubbelloutdoor.com

HUBBELL® Lighting

HUBBELL® Outdoor Lighting

DATE: LOCATION:

TYPE: PROJECT:

CATALOG #:

RATIO WALL

RWL1/RWL2 LED WALLPACK

ORDERING GUIDE

Example: RWL1–48L-10–3K7–2–UNV–BLS–E

CATALOG #

ORDERING INFORMATION

Series		# LEDs - Wattage		CCT/CRI		Distribution		Voltage		Color	
RWL1	Ratio Wall 1	**48L-10**	1,000 Lumens[4]	**3K7**	3000K, 70 CRI	**2**	IES TYPE II[1]	**UNV**	120-277V	**BLT**	Black Matte Textured
		48L-15	2,000 Lumens[4]	**4K7**	4000K, 70 CRI	**3**	IES TYPE III	**120**	120V	**BLS**	Black Gloss Smooth
		48L-20	2,500 Lumens[4]	**5K7**	5000K, 70 CRI	**4W**	IES TYPE IV	**208**	208V	**DBT**	Dark Bronze Matte Textured
		48L-25	3,500 Lumens					**240**	240V	**DBS**	Dark Bronze Gloss Smooth
		48L-35	4,500 Lumens					**277**	277V	**GTT**	Graphite Matte Textured
		48L-45	5,500 Lumens[4]					**347**	347V	**LGS**	Light Grey Gloss Smooth
RWL2	Ratio Wall 2	**160L-45**	6,500 Lumens					**480**	480V	**LGT**	Light Grey Matte Textured
		160L-50	7,500 Lumens							**PSS**	Platinum Silver Smooth
		160L-65	9,500 Lumens							**WHT**	White Matte Textured
		160L-80	11,000 Lumens							**WHS**	White Gloss Smooth
		160L-95	13,000 Lumens							**VGT**	Verde Green Textured
		160L-115	15,000 Lumens							**Color Option**	
		160L-135	17,500 Lumens							**CC**	Custom Color
		160L-155	19,500 Lumens								

Control Options Network	
NXWE	NX Wireless Enabled (module + radio)[4,7]
NXSPW_F	NX Wireless, PIR Occ. Sensor, Daylight Harvesting[4,5,7]
NXSP_F	NX, PIR Occ. Sensor, Daylight Harvesting[4,5,7]
WIR	Wireless Controls, wiSCAPE™[2,6]
Stand Alone Sensors	
SCP-8F	Remote control programmable line voltage sensor[3,4]
SCP-20F	Remote control programmable line voltage sensor[3,4]
BTS-14F	Bluetooth® Programmable, PIR Occupancy/Daylight Sensor [10]
BTS-40F	Bluetooth® Programmable, PIR Occupancy/Daylight Sensor [10]
BTSO-12F	Bluetooth® Programmable, PIR Occupancy/Daylight Sensor, up to 12'mounting height [10]
Control Options	
7PR_	7-Pin Receptacle[6]

Options*	
F	Fusing[3]
E	Emergency Battery Backup[7,8,9]
EH	Emergency Battery w/ Heater Option[7,8]
2DR	Dual Driver[4,6,11]
2PF	Dual Power Feed[4,6,11]
PC	Button Photocontrol[8]

Notes:
1 Only available with RWL2
2 wiSCAPE Gateway required for system programming
3 Specific voltage selection is required
4 Not available with 347/480V
5 Replace "_" with "14" for up to 14' mounting height, "40" for up to 40' mounting height
6 This item is located in the integral backbox which will be automatically added onto the fixture if chosen.
7 This item is located in the integral backbox for RWL1 configurations only.
8 Option only available at 120 or 277V
9 2DR and 2PF can't be combined with E and EH due to space limitaions
10 Not available in RWL1 or 2 PF
11 Available only in UNV in 25, 35 and 45 Watt in RWL1; Not available in RWL1 10, 15 and 25 Watt.
* Based on space limitations, some options may not be able to be combined

STOCK ORDERING INFORMATION

Catalog Number	Lumens	Wattage	LED Count	CCT/CRI	Voltage	Distribution	Finish
RWL1-48L-25-4K-3	3500lm	25	48L	4000K/70CRI	120-277V	Type III	Dark Bronze Textured
RWL1-48L-25-4K-4W	3500lm	25	48L	4000K/70CRI	120-277V	Type IV Wide	Dark Bronze Textured
RWL1-48L-45-4K-3	5500lm	45	48L	4000K/70CRI	120-277V	Type III	Dark Bronze Textured
RWL1-48L-45-4K-4W	5500lm	45	48L	4000K/70CRI	120-277V	Type IV Wide	Dark Bronze Textured

CONTROLS

Control Options

Standalone

SCPREMOTE Order at least one per project location to program and control

ACCESSORIES AND REPLACEMENT PARTS - MADE TO ORDER

	Catalog Number	Description
☐	**WP-BB-XXX**	Accessory for conduit entry[1]

Notes:
1 replace "xxx" with color option

© 2022 Hubbell Outdoor Lighting, a division of Hubbell Lighting, Inc. Specifications subject to change without notice.
701 Millennium Blvd • Greenville, SC 29607 / Tel 864.678.1000 / Website www.hubbelloutdoor.com

HUBBELL® Lighting

HUBBELL® Outdoor Lighting

DATE: LOCATION:

TYPE: PROJECT:

CATALOG #:

RATIO WALL

RWL1/RWL2 LED WALLPACK

PERFORMANCE DATA

Description	Nominal Wattage	System Watts	Dist. Type	5K (5000K NOMINAL 70 CRI)					4K (4000K NOMINAL 70 CRI)					3K (3000K NOMINAL 70 CRI)				
				Lumens	LPW	B	U	G	Lumens	LPW	B	U	G	Lumens	LPW	B	U	G
RWL1	10	10.1	3	1362	135	0	0	1	1355	134	0	0	1	1303	129	0	0	1
			4W	1343	133	0	0	1	1336	132	0	0	1	1285	127	0	0	1
	15	14.5	3	1972	136	1	0	1	1962	135	1	0	1	1887	130	1	0	1
			4W	1945	134	0	0	1	1935	133	0	0	1	1861	128	0	0	1
	20	19.9	3	2722	137	1	0	1	2709	136	1	0	1	2605	131	1	0	1
			4W	2685	135	1	0	1	2672	134	1	0	1	2569	129	1	0	1
	25	28.0	3	3749	134	1	0	1	3732	133	1	0	1	3588	128	1	0	1
			4W	3698	132	1	0	1	3680	131	1	0	1	3538	126	1	0	1
	35	36.9	3	4751	129	1	0	2	4728	128	1	0	2	4546	123	1	0	1
			4W	4685	127	1	0	2	4663	126	1	0	2	4483	121	1	0	2
	45	46.5	3	5812	125	1	0	2	5784	124	1	0	2	5562	120	1	0	2
			4W	5731	123	1	0	2	5704	123	1	0	2	5485	118	1	0	2
RWL2	45	46.1	2	6701	145	1	0	2	6668	145	1	0	2	6412	139	1	0	2
			3	6812	148	1	0	2	6780	147	1	0	2	6519	141	1	0	2
			4W	6678	145	1	0	2	6646	144	1	0	2	6390	139	1	0	2
	50	54.0	2	7747	143	1	0	2	7710	143	1	0	2	7413	137	1	0	2
			3	7876	146	1	0	2	7838	145	1	0	2	7537	140	1	0	2
			4W	7720	143	1	0	2	7683	142	1	0	2	7388	137	1	0	2
	65	67.2	2	9539	142	1	0	2	9494	141	1	0	2	9129	136	1	0	2
			3	9699	144	2	0	2	9652	144	2	0	2	9281	138	2	0	2
			4W	9507	141	2	0	2	9461	141	2	0	2	9097	135	2	0	2
	80	80.8	2	11228	139	2	0	2	11174	138	2	0	2	10745	133	2	0	2
			3	11416	141	2	0	2	11361	141	2	0	2	10924	135	2	0	2
			4W	11190	138	2	0	2	11136	138	2	0	2	10708	133	2	0	2
	95	93.2	2	13148	141	2	0	2	13085	140	2	0	2	12582	135	2	0	2
			3	13368	143	2	0	2	13304	143	2	0	2	12792	137	2	0	2
			4W	13103	141	2	0	2	13040	140	2	0	2	12539	135	2	0	2
	115	109.8	2	15102	138	2	0	3	15030	137	2	0	3	14452	132	2	0	3
			3	15354	140	2	0	3	15281	139	2	0	3	14693	134	2	0	3
			4W	15050	137	2	0	3	14978	136	2	0	3	14402	131	2	0	3
	135	137.1	2	17533	128	2	0	3	17449	127	2	0	3	16778	122	2	0	3
			3	17826	130	2	0	3	17740	129	2	0	3	17058	124	2	0	3
			4W	17473	127	2	0	3	17389	127	2	0	3	16720	122	2	0	3
	155	156.8	2	19495	124	2	0	3	19402	124	2	0	3	18656	119	2	0	3
			3	19821	126	2	0	3	19726	126	2	0	3	18967	121	2	0	3
			4W	19542	125	2	0	3	19448	124	2	0	3	18700	119	2	0	3

© 2022 Hubbell Outdoor Lighting, a division of Hubbell Lighting, Inc. Specifications subject to change without notice.
701 Millennium Blvd • Greenville, SC 29607 / Tel 864.678.1000 / Website www.hubbelloutdoor.com

HUBBELL® Lighting

HUBBELL® Outdoor Lighting

DATE: LOCATION:

TYPE: PROJECT:

CATALOG #:

RATIO WALL

RWL1/RWL2 LED WALLPACK

LUMINAIRE AMBIENT TEMPERATURE FACTOR (LATF)

Ambient Temperature		Lumen Multiplier
0°C	32°F	1.03
10°C	50°F	1.01
20°C	68°F	1.00
25°C	77°F	1.00
30°C	86°F	0.99
40°C	104°F	0.98
50°C	122°F	0.97

Use these factors to determine relative lumen output for average ambient temperatures from 0-40°C (32-104°F).

PROJECTED LUMEN MAINTENANCE

Ambient Temperature	OPERATING HOURS					
	0	25,000	TM-21-11 L90 36,000	50,000	100,000	L70 (Hours)
25°C / 77°F	1.00	0.97	0.96	0.95	0.91	408,000
40°C / 104°F	0.99	0.96	0.95	0.94	0.89	356,000

ELECTRICAL DATA

# OF LEDS	Nominal Wattage	Input Voltage	Oper. Current (Amps)	System Power (Watts)
RWL1	10	120	0.08	10.1
		208	0.05	
		240	0.04	
		277	0.04	
		347	0.03	
		480	0.02	
	15	120	0.12	14.5
		208	0.07	
		240	0.06	
		277	0.05	
		347	0.04	
		480	0.03	
	20	120	0.17	19.9
		208	0.10	
		240	0.08	
		277	0.07	
		347	0.06	
		480	0.04	
	25	120	0.23	28.0
		208	0.13	
		240	0.12	
		277	0.10	
		347	0.08	
		480	0.06	
	35	120	0.31	36.9
		208	0.18	
		240	0.15	
		277	0.13	
		347	0.11	
		480	0.08	
	45	120	0.39	46.5
		208	0.22	
		240	0.19	
		277	0.17	
		347	0.13	
		480	0.10	

# OF LEDS	Nominal Wattage	Input Voltage	Oper. Current (Amps)	System Power (Watts)
RWL2	45	120	0.38	46.1
		208	0.22	
		240	0.19	
		277	0.17	
		347	0.13	
		480	0.10	
	50	120	0.45	54.0
		208	0.26	
		240	0.23	
		277	0.19	
		347	0.16	
		480	0.11	
	65	120	0.56	67.2
		208	0.32	
		240	0.28	
		277	0.24	
		347	0.19	
		480	0.14	
	80	120	0.67	80.8
		208	0.39	
		240	0.34	
		277	0.29	
		347	0.23	
		480	0.17	
	95	120	0.78	93.2
		208	0.45	
		240	0.39	
		277	0.34	
		347	0.27	
		480	0.19	
	115	120	0.92	109.8
		208	0.53	
		240	0.46	
		277	0.40	
		347	0.32	
		480	0.23	
	135	120	1.14	137.1
		208	0.66	
		240	0.57	
		277	0.49	
		347	0.40	
		480	0.29	
	155	120	1.31	156.8
		208	0.75	
		240	0.65	
		277	0.57	
		347	0.45	
		480	0.33	

© 2022 Hubbell Outdoor Lighting, a division of Hubbell Lighting, Inc. Specifications subject to change without notice.
701 Millennium Blvd • Greenville, SC 29607 / Tel 864.678.1000 / Website www.hubbelloutdoor.com

HUBBELL® Lighting

HUBBELL® Outdoor Lighting

DATE:	LOCATION:
TYPE:	PROJECT:
CATALOG #:	

RATIO WALL

RWL1/RWL2 LED WALLPACK

PHOTOMETRY

Mounting Height: 30ft

Type II

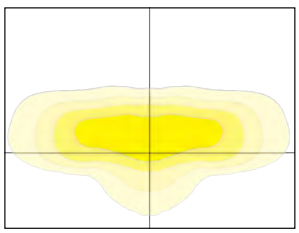

Type III

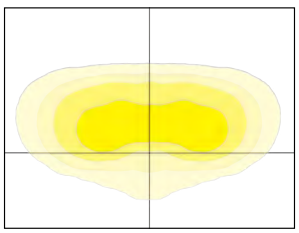

Type VI

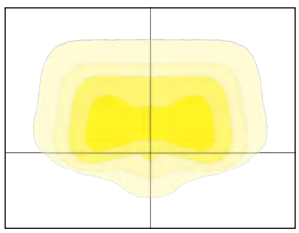

DIMENSIONS

RWL1

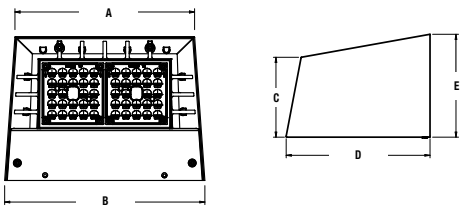

A	B	C	D	E	Weight
8.7"	9.7"	3.9"	7.0"	5.0"	6.5 lbs (2.95 kgs)
221mm	246mm	99mm	178mm	127mm	

RWL2

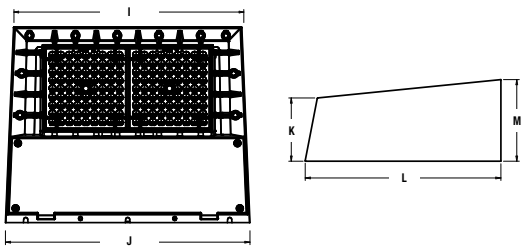

I	J	K	L	M	Weight
14.0"	15.0"	3.9"	12.0"	5.0"	16.5 lbs (7.48 kgs)
356mm	381mm	99mm	305mm	127mm	

RWL1 with Integral Back Box

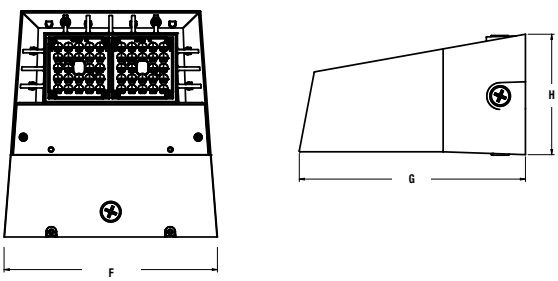

F	G	H
10.4"	11.0"	5.9"
264mm	279mm	150mm

RWL2 with Integral Back Box

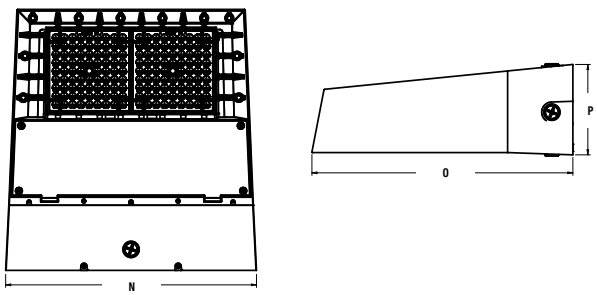

N	O	P
15.4"	16.0"	5.5"
391mm	406mm	140mm

© 2022 Hubbell Outdoor Lighting, a division of Hubbell Lighting, Inc. Specifications subject to change without notice.
701 Millennium Blvd • Greenville, SC 29607 / Tel 864.678.1000 / Website www.hubbelloutdoor.com

HUBBELL® Lighting

HUBBELL® Outdoor Lighting

DATE: LOCATION:

TYPE: PROJECT:

CATALOG #:

RATIO WALL

RWL1/RWL2 LED WALLPACK

DIMENSIONS (CONTINUED)

Back Box Accessory

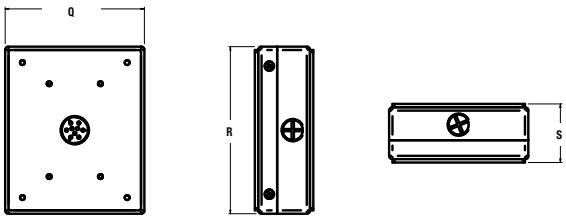

Q	R	S
4.9"	5.9"	2.1"
124mm	150mm	53mm

ADDITIONAL INFORMATION

NXSP-14F

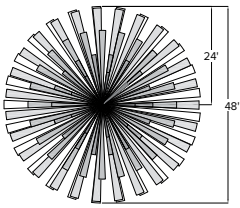

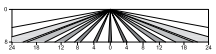

Sensor Lens Coverage and Detection Patterns
When Mounted at 8ft with Low Mount Lens

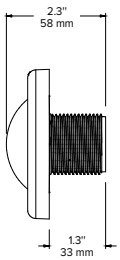

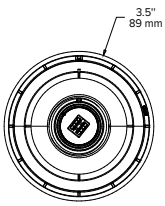

NXSP-40F

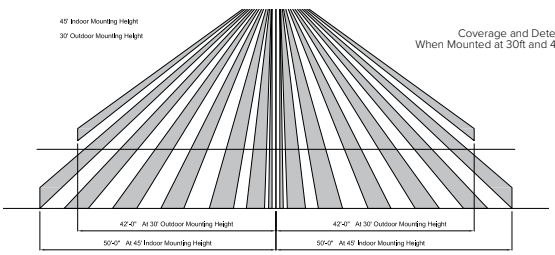

Coverage and Detection Patterns
When Mounted at 30ft and 45ft with Standard Lens

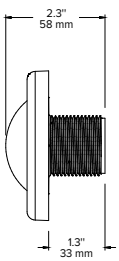

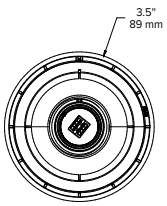

SCP-8F

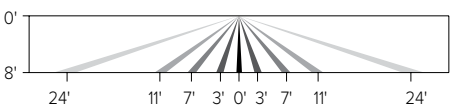

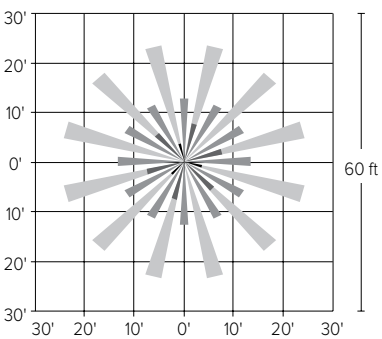

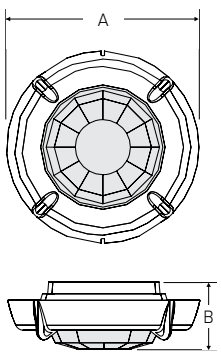

A	B
2.3" (59mm)	.8" (20mm)

© 2022 Hubbell Outdoor Lighting, a division of Hubbell Lighting, Inc. Specifications subject to change without notice.
701 Millennium Blvd • Greenville, SC 29607 / Tel 864.678.1000 / Website www.hubbelloutdoor.com

HUBBELL® Lighting

HUBBELL®
Outdoor Lighting

RATIO WALL

RWL1/RWL2 LED WALLPACK

SCP-20F

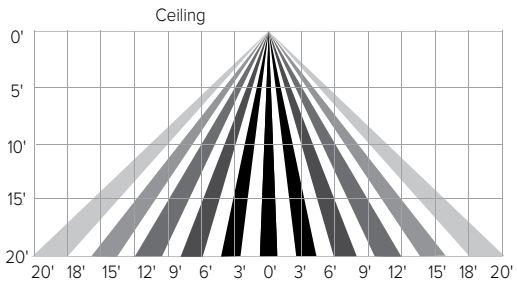

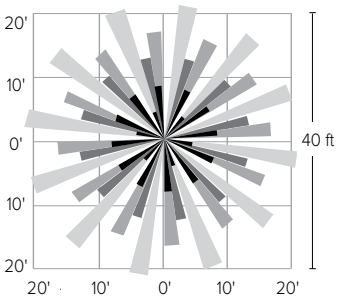

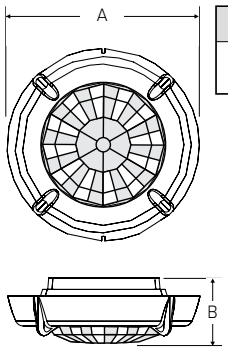

A	B
2.3" (59mm)	.8" (20mm)

SITESYNC 7-PIN MODULE

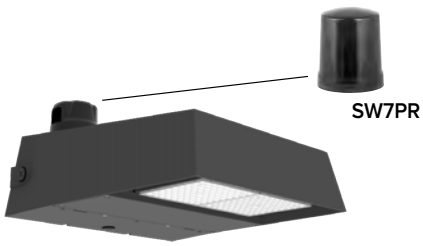

SW7PR

- SiteSync features in a new form
- Available as an accessory for new construction or retrofit applications (with existing 7-Pin receptacle)

© 2022 Hubbell Outdoor Lighting, a division of Hubbell Lighting, Inc. Specifications subject to change without notice.
701 Millennium Blvd • Greenville, SC 29607 / Tel 864.678.1000 / Website www.hubbelloutdoor.com

HUBBELL®
Lighting

HUBBELL Outdoor Lighting

DATE: | LOCATION:
TYPE: | PROJECT:
CATALOG #:

AIRO Micro Strike

AREA/SITE/ROAD LIGHTER

FEATURES

- Compact sleek design with multiple LED configurations and simple installation
- The Airo includes a universal mounting block for easy pole installation or mast arm option for 2-3/8 ft OD roadway brackets
- Capable of replacing up to 1000w HID luminaires
- Micro Strike optical distributions of Type 2, 3, 4W or 5QW
- Tool-less entry option for easy installation and maintenance
- 1.5G rated for high vibration applications including bridges and overpasses

C US

See Certification Specifications

RELATED PRODUCTS

RAR1 Ratio | RAR2 Ratio | Cimarron LED

CONTROL TECHNOLOGY

SiteSync Lighting Control | NX DISTRIBUTED™ INTELLIGENCE

SPECIFICATIONS

CONSTRUCTION

- Die-cast housing with hidden vertical heat fins that are optimal for heat dissipation while keeping a clean smooth outer surface
- Corrosion resistant, die-cast aluminum housing with powder coat paint finish
- Separate optical and electrical compartment for improved thermal management and optimum component operation
- TGIC thermoset polyester powder paint finish applied at nominal 2.5 mil thickness

OPTICS

- Entire optical aperture illuminates to create a larger luminous surface area resulting in a low glare appearance without sacrificing optical performance
- Premium engineered individual acrylic lenses deliver IES Type 2, 3, 4W and 5QW distributions
- Lens distributions are field rotatable (in 90˚ increments) or exchangeable for job site fine-tuning
- 3000K, 4000K, or 5000K (70 CRI) CCT
- 80, 160, or 320 midpower LEDs
- 3000K, 4000K or 5000K (70 CRI) CCT
- Zero uplight at 0 degrees of tilt
- Field rotatable optics

INSTALLATION

- Tool-less entry to wiring/driver compartment optional
- Universal mounting block works with #2 drill pattern
- Fixture ships with slotted mounting block to accommodate wide range of drill patterns for easy retrofit opportunities
- Mast arm fitter accessory or option available for 2-3/8" OD brackets with vertical tilt of +3°, 0° or -3°

ELECTRICAL

- Universal 120-277 VAC or 347-480 VAC input voltage, 50/60 Hz
- Ambient operating temperature -40˚ C to 40˚ C
- Drivers have greater than 90% power factor and less than 20% THD
- LED drivers have output power over-voltage, over-current protection and short circuit protection with auto recovery
- Field replaceable surge protection device provides 20KA and 10KV protection meeting ANSI/IEEE C62.41.2 Category C High and Surge Location Category C3; Automatically takes fixture off-line for protection when device is consumed

CONTROLS

- Photo control, occupancy sensor and wireless available for complete on/off and dimming control
- 7-pin ANSI C136.41-2013 photocontrol receptacle option available for twist lock photocontrols or wireless control modules (control accessories sold separately)
- Dimming Drivers are standard and dimming leads are extended out of the luminaire unless control options require connection to the dimming leads. Must specify if wiring leads are to be greater than the 6
- SiteSync™ wireless control system is available via 7-pin See ordering information and details at: www.hubbelllighting.com/sitesync
- NX Distributed Intelligence™ available with in fixture wireless control module, features dimming and occupancy sensor

CONTROLS (CONTINUED)

- wiSCAPE® available with in fixture wireless control module, features dimming and occupancy sensor via 7-pin
- Please consult brand or sales representative when combining control and electrical options as some combinations may not operate as anticipated depending on your application

CERTIFICATIONS

- Listed to UL1598 and CSA C22.2#250.0-24 for wet locations and 40˚C ambient temperatures
- DLC (DesignLights Consortium Qualified),with some Premium Qualified configurations.Please refer to the DLC website for specificproduct qualifications at www.designlights.org
- 1.5G rated for ANSI C136.31 high vibration applications
- IP65 optical assembly
- Meets IDA recommendations using 3K CCT configuration at 0 degrees of tilt
- This product qualifies as a "designated country construction material" per FAR 52.225-11 Buy American-Construction Materials under Trade Agreements effective 04/23/2020. See Buy American Solutions

WARRANTY

- 5 Year warranty
- See HLI Standard Warranty for additional information

KEY DATA	
Lumen Range	3,200–36,000
Wattage Range	25–255
Efficacy Range (LPW)	118–148
Weight lbs. (kg)	14.5–17.5 (6.6–8.0)

© 2021 Hubbell Outdoor Lighting, a division of Hubbell Lighting, Inc. Specifications subject to change without notice.
701 Millennium Blvd • Greenville, SC 29607 / Tel 864.678.1000 / Website www.hubbelloutdoor.com

HUBBELL Lighting

HUBBELL Outdoor Lighting

DATE: | LOCATION:

TYPE: | PROJECT:

CATALOG #:

AIRO Micro Strike

AREA/SITE/ROAD LIGHTER

ORDERING GUIDE

Example: ASL1-80L-50-3K7-2-UNV-ASQU-BLT-7PRMD-40F

CATALOG # _____

ORDERING INFORMATION

Series		# LEDs		CCT/CRI		Distribution		Rotation/Orientation		Voltage		Mounting	
ASL1	ASL Microstrike Series	**80L-25**	3,000 lm	**3K7**	3000K, 70 CRI	**2**	Type II	**L**	Optic rotation left	**UNV**	Universal 120-277V	**ASQU**	Arm Square w/ Universal Mount
		80L-39	4,500 lm	**4K7**	4000K, 70 CRI	**3**	Type III	**R**	Optic rotation right	**120**	120V	**A3**	AS with 3.5-4.13" OD RPA3 & UM
		80L-50	6,000 lm	**5K7**	5000K, 70 CRI	**4W**	Type 4W			**208**	208V	**A4**	AS with 4.18-5.25" OD RPA4 & U
		160L-70	9,000 lm			**5QW**	Type 5QW			**240**	240V	**A5**	AS with 5.5-6.5" OD RPA5 & UM
		160L-100	12,000 lm							**277**	277V	**MAF**	Mast Arm Fitter for 2-3/8" OD
		160L-115	15,000 lm							**347**	347V		
		160L-135	18,000 lm							**480**	480V		
ASL2	ASL Microstrike Series	**320L-145**	21,000 lm										
		320L-170	24,000 lm										
		320L-185	27,000 lm										
		320L-210	30,000 lm										
		320L-235	33,000 lm										
		320L-255	35,000 lm										

Control Options Network	
SWP[1,2]	SiteSync pre-commissioned
SWPM[1,2]	SiteSync wireless pre-commissioned w/ motion detection
NXSPW14F[1]	NX Wireless, PIR Occupancy Sensor, Dimming Daylight Harvesting, 14' (use white for WH, black for DB, GT, TT, gray for LG, PS)
NXSPW30F[1]	NX Wireless, PIR Occupancy Sensor, Dimming Daylight Harvesting, 30' (use white for WH, black for DB, GT, TT, gray for LG, PS)
NXSP14F[1]	NX, PIR Occupancy Sensor, Dimming Daylight Harvesting, 14' (use white for WH, black for DB, GT, TT, gray for LG, PS)
NXSP30F[1]	NX, PIR Occupancy Sensor, Dimming Daylight Harvesting, 30' (use white for WH, black for DB, GT, TT, gray for LG, PS)
NXWE[1]	NX Wireless Enabled (module + radio)
Stand Alone Sensors	
SCP-8F[5,6]	Remote control programmable line voltage sensor
SCP-40F[5,6]	Remote control programmable line voltage sensor
Control Options Other	
7PR	7 Pin Receptacle
7PR-SC	7 Pin Receptacle with shorting cap
7PR-MD8F	7 pin receptacle with low voltage sensor at 8' mounting for external control accessory
7PR-MD40F	7 pin receptacle with low voltage sensor at 40' mounting for external control accessory
7PR-TL	7 Pin Receptacle with Photocontrol
ADD	AutoDim timer based dimming
ADT	AutoDim time of day dimming
Sensors	
BTS_F	Bluetooth Programmable, PIR Occupancy/Daylight Sensor, 360° lens[7]
BTSO_F	Bluetooth Programmable, PIR Occupancy/Daylight Sensor, 360° lens, up to 12' mounting height [8]

Options	
F[3]	Fusing
BC	Backlight Control
TB[4]	Terminal Block
TE	Tooless Entry
SSF	Stainless Steel Fasteners

Color	
BLT	Black Matte Textured
BLS	Black Gloss Smooth
DBT	Dark Bronze Matte Textured
DBS	Dark Bronze Gloss Smooth
GTT	Graphite Matte Textured
LGS	Light Grey Gloss Smooth
LGT	Light Grey Matte Textured
PSS	Platinum Silver Smooth
WHT	White Matte Textured
WHS	White Gloss Smooth
VGT	Verde Green Textured
Color Option	
CC	Custom Color

Notes:

1 Not compatible with 80L configurations
2 Not compatible with 480V configurations
3 Must specify voltage
4 Not available with a combination or 347/480 and fusing
5 Must specify voltage, 120V or 277V only
6 Order at least one SPC--REMOTE per project location to program and control the occupancy sensor
7 Replace "_" with "14" for up to 14' mounting height, "40F" for 15-40' mounting height
8 Replace "_" with "12" for up to 12' mounting height

© 2021 Hubbell Outdoor Lighting, a division of Hubbell Lighting, Inc. Specifications subject to change without notice.
701 Millennium Blvd • Greenville, SC 29607 / Tel 864.678.1000 / Website www.hubbelloutdoor.com

HUBBELL Lighting

HUBBELL Outdoor Lighting

DATE: | LOCATION:
TYPE: | PROJECT:
CATALOG #:

AIRO Micro Strike

AREA/SITE/ROAD LIGHTER

CONTROL ACCESSORIES (ORDERED SEPARATELY)

	Catalog Number	Description
☐	**SCP-Remote**	Remote Control for SCP/_F option. Order at least one per project to program and control the occupancy sensor
☐	**SWUSB**	SiteSync™ Software on USB
☐	**SWTAB**	SiteSync™ Windows Tablet
☐	**SWBRG**	SiteSync™ Wireless Bridge Node
☐	**SWFC**	SiteSync™ Field Commission Serve
☐	**SW7PR**	SiteSync™ on fixture module via 7PR
☐	**WIR-RME-L**	wiSCAPE External Fixture Module
☐	**NXOFM-1R1D-UNV**	NX Wireless, Daylight Harvesting, BLE, 7 pin twisted lock

Notes:
* When ordering SiteSync at least one of these two interface options must be ordered per project
\+ Available as a SiteSync retrofit solution for fixtures with an existing 7pin receptacle

ACCESSORIES (ORDERED SEPARATELY)

	Catalog Number	Description
☐	**ASL1-HSS-90-B-XXX**[1]	House Side Shield Back 90 deg
☐	**ASL1-HSS-90-F-XXX**[1]	House Side Shield Front 90 deg
☐	**ASL1-HSS-90-S-XXX**[1]	House Side Shield Side 90 deg
☐	**ASL1-HSS-270-BSS-XXX**[1]	House Side Shield Back, Side & Side 270 deg
☐	**ASL1-HSS-270-FSS-XXX**[1]	House Side Shield Front, Side & Side 270 deg
☐	**ASL1-HSS-270-FSB-XXX**[1]	House Side Shield Front, Side & Back 270 deg
☐	**ASL1-HSS-360-XXX**[1]	House Side Shield 360 deg
☐	**ASL2-HSS-90-B-XXX**[1]	House Side Shield Back 90 deg
☐	**ASL2-HSS-90-F-XXX**[1]	House Side Shield Front 90 deg
☐	**ASL2-HSS-90-S-XXX**[1]	House Side Shield Side 90 deg
☐	**ASL2-HSS-270-BSS-XXX**[1]	House Side Shield Back, Side & Side 270 deg
☐	**ASL2-HSS-270-FSS-XXX**[1]	House Side Shield Front, Side & Side 270 deg
☐	**ASL2-HSS-270-FSB-XXX**[1]	House Side Shield Front, Side & Back 270 deg
☐	**ASL2-HSS-360-XXX**[1]	House Side Shield 360 deg
☐	**ASL-MAF**	Mast arm kit with wildlife shield for mounting on 2 3/8" OD arms
☐	**SETA2-XX**[1]	Square pole tenon adapter (4 at 90 degrees) (2 3/8" OD tenon)
☐	**RETA2-XX**[1]	Round pole tenon adapter (4 at 90 degrees) (2 3/8" OD tenon), requires CL1S-RPA4-ACC-XX for each luminaire
☐	**RARBC80L**	Backlight Control 80L
☐	**RARBC160L**	Backlight Control 160L
☐	**RARBC320L**	Backlight Control 320L
☐	**RARBC480L**	Backlight Control 480L
☐	**CL1S-RPA4-ACC-XX**[1]	Round Pole Adapter (* denotes pole diameter; 3 = 3 ¼" -3 ¾"; 4* = 3 7/8" – 6")
☐	**ASL-ARMMTG-XX1**[1]	Arm mounting kit for side of pole attachment
☐	**WB-AREA-XX**[1]	Wall bracket, Compatible with standard arm mount option
☐	**ASL-MAF**	Mast arm kit with wildlife shield for mounting on 2 3/8" OD arms

1 Replace XX or XXX with color choice, eg.: DB for Dark Bronze or BLT for Black Matte Textured

© 2021 Hubbell Outdoor Lighting, a division of Hubbell Lighting, Inc. Specifications subject to change without notice.
701 Millennium Blvd • Greenville, SC 29607 / Tel 864.678.1000 / Website www.hubbelloutdoor.com

HUBBELL Lighting

HUBBELL Outdoor Lighting

DATE: LOCATION:

TYPE: PROJECT:

CATALOG #:

AIRO Micro Strike

AREA/SITE/ROAD LIGHTER

PERFORMANCE DATA

Description	Nominal Wattage	System Watts	Dist. Type	5K (5000K NOMINAL 70 CRI)					4K (4000K NOMINAL 70 CRI)					3K (3000K NOMINAL 70 CRI)				
				Lumens	LPW[1]	B	U	G	Lumens	LPW[1]	B	U	G	Lumens	LPW[1]	B	U	G
ASL1	25	25.4	2	3430	135	2	0	2	3413	134	2	0	2	3225	127	2	0	2
			3	3465	136	2	0	2	3448	136	2	0	2	3259	128	2	0	2
			4W	3401	134	2	0	3	3384	133	2	0	3	3198	126	2	0	3
			5QW	3483	137	4	0	2	3466	136	4	0	2	3274	129	4	0	2
	39	38.0	2	5237	138	3	0	3	5211	137	3	0	3	4924	130	3	0	3
			3	5292	139	2	0	2	5265	139	2	0	2	4976	131	2	0	2
			4W	5193	137	2	0	3	5168	136	2	0	3	4883	129	2	0	3
			5QW	5318	140	4	0	2	5292	139	4	0	2	4999	132	4	0	2
	50	49.7	2	6294	127	2	0	2	6263	126	2	0	2	5918	119	2	0	2
			3	6360	128	2	0	2	6328	127	2	0	2	5980	120	2	0	2
			4W	6242	126	2	0	3	6211	125	2	0	3	5869	118	2	0	3
			5QW	6392	129	4	0	2	6360	128	4	0	2	6008	121	4	0	2
	70	68.4	2	9461	138	3	0	3	9414	138	3	0	3	8897	130	3	0	3
			3	9560	140	2	0	2	9513	139	2	0	2	8989	131	2	0	2
			4W	9383	137	2	0	3	9336	136	2	0	3	8822	129	2	0	3
			5QW	9608	140	4	0	2	9560	140	4	0	2	9032	132	4	0	2
	100	88.0	2	11945	136	2	0	2	11886	135	2	0	2	11232	128	2	0	2
			3	12070	137	2	0	2	12010	136	2	0	2	11349	129	2	0	2
			4W	11846	135	2	0	3	11787	134	2	0	3	11139	127	2	0	3
			5QW	12131	138	4	0	2	12070	137	4	0	2	11403	130	4	0	2
	115	109.7	2	15683	143	2	0	2	15605	142	2	0	2	14977	137	2	0	2
			3	15486	141	2	0	2	15411	140	2	0	2	14819	135	2	0	2
			4W	15305	140	2	0	3	15232	139	2	0	3	14646	134	2	0	3
			5QW	15732	143	4	0	2	15653	143	4	0	2	15024	137	4	0	2
	135	133.3	2	18089	136	3	0	3	17999	135	3	0	3	17275	130	3	0	3
			3	17861	134	2	0	2	17776	133	2	0	2	17092	128	2	0	2
			4W	17653	132	2	0	3	17569	132	2	0	3	16893	127	2	0	3
			5QW	18155	136	4	0	2	18064	136	4	0	2	17338	130	4	0	2

ASL2 Performance Data on next page

1 VAC input Lumen values are from photometric test performed in accordance with IESNA LM-79-08. Data is considered to be representative of the configurations. Actual performance may differ as a result of end-user environment and application.

© 2021 Hubbell Outdoor Lighting, a division of Hubbell Lighting, Inc. Specifications subject to change without notice.
701 Millennium Blvd • Greenville, SC 29607 / Tel 864.678.1000 / Website www.hubbelloutdoor.com

HUBBELL Lighting

HUBBELL Outdoor Lighting

DATE: LOCATION:

TYPE: PROJECT:

CATALOG #:

AIRO Micro Strike

AREA/SITE/ROAD LIGHTER

PERFORMANCE DATA

Description	Nominal Wattage	System Watts	Dist. Type	5K (5000K NOMINAL 70 CRI)					4K (4000K NOMINAL 70 CRI)					3K (3000K NOMINAL 70 CRI)				
				Lumens	LPW[1]	B	U	G	Lumens	LPW[1]	B	U	G	Lumens	LPW[1]	B	U	G
ASL2	145	143.0	2	21007	147	3	0	4	20902	146	3	0	4	20061	140	3	0	4
			3	20842	146	3	0	4	20738	145	3	0	4	19904	139	3	0	4
			4W	20595	144	3	0	5	20492	143	3	0	5	19668	138	3	0	5
			5QW	21130	148	5	0	4	21024	147	5	0	4	20179	141	5	0	4
	170	168.0	2	24447	146	3	0	4	24325	145	3	0	4	23347	139	3	0	4
			3	24256	144	3	0	4	24134	144	3	0	4	23164	138	3	0	4
			4W	23968	143	3	0	5	23848	142	3	0	5	22889	136	3	0	5
			5QW	24591	146	5	0	4	24468	146	5	0	4	23484	140	5	0	4
	185	185.0	2	26651	144	4	0	5	26518	143	4	0	5	25452	138	4	0	5
			3	26442	143	3	0	4	26310	142	3	0	4	25252	136	3	0	4
			4W	26129	141	4	0	5	25998	141	4	0	5	24953	135	4	0	5
			5QW	26808	145	5	0	5	26674	144	5	0	5	25602	138	5	0	5
	210	210.0	2	29880	142	3	0	4	29731	142	3	0	4	28535	136	3	0	4
			3	29646	141	3	0	4	29497	140	3	0	4	28312	135	3	0	4
			4W	29294	139	3	0	5	29148	139	3	0	5	27976	133	3	0	5
			5QW	30056	143	5	0	4	29905	142	5	0	4	28703	137	5	0	4
	235	235.0	2	32959	140	3	0	4	32794	140	3	0	4	31475	134	3	0	4
			3	32700	139	3	0	4	32537	138	3	0	4	31229	133	3	0	4
			4W	32312	137	3	0	5	32151	137	3	0	5	30858	131	3	0	5
			5QW	33152	141	5	0	4	32987	140	5	0	4	31661	135	5	0	4
	255	261.2	2	36218	139	4	0	5	36037	138	4	0	5	34588	132	4	0	5
			3	35934	138	3	0	4	35754	137	3	0	4	34317	131	3	0	4
			4W	35508	136	4	0	5	35330	135	4	0	5	33910	130	4	0	5
			5QW	36431	139	5	0	5	36249	139	5	0	5	34792	133	5	0	5

1 VAC input Lumen values are from photometric test performed in accordance with IESNA LM-79-08. Data is considered to be representative of the configurations. Actual performance may differ as a result of end-user environment and application.

© 2021 Hubbell Outdoor Lighting, a division of Hubbell Lighting, Inc. Specifications subject to change without notice.
701 Millennium Blvd • Greenville, SC 29607 / Tel 864.678.1000 / Website www.hubbelloutdoor.com

HUBBELL Lighting

HUBBELL Outdoor Lighting

DATE: LOCATION:

TYPE: PROJECT:

CATALOG #:

AIRO Micro Strike

AREA/SITE/ROAD LIGHTER

ELECTRICAL DATA

Family	Nominal Wattage	Input Voltage (Volts)	Current (AMPS)	System Power (Watts)
AIRO (ASL1)	25	120	0.21	25.4
		208	0.12	
		240	0.11	
		277	0.09	
		347	0.07	
		480	0.05	
	39	120	0.32	38
		208	0.18	
		240	0.16	
		277	0.14	
		347	0.11	
		480	0.08	
	50	120	0.41	49.7
		208	0.24	
		240	0.21	
		277	0.18	
		347	0.14	
		480	0.10	
	70	120	0.57	68.4
		208	0.33	
		240	0.29	
		277	0.25	
		347	0.20	
		480	0.14	
	100	120	0.73	88
		208	0.42	
		240	0.37	
		277	0.32	
		347	0.25	
		480	0.18	
	115	120	0.91	109.7
		208	0.53	
		240	0.46	
		277	0.40	
		347	0.32	
		480	0.23	
	135	120	1.11	133.3
		208	0.64	
		240	0.56	
		277	0.48	
		347	0.38	
		480	0.28	
AIRO (ASL2) Next Page				

© 2021 Hubbell Outdoor Lighting, a division of Hubbell Lighting, Inc. Specifications subject to change without notice.
701 Millennium Blvd • Greenville, SC 29607 / Tel 864.678.1000 / Website www.hubbelloutdoor.com

HUBBELL Lighting

HUBBELL Outdoor Lighting

DATE: LOCATION:

TYPE: PROJECT:

CATALOG #:

AIRO Micro Strike

AREA/SITE/ROAD LIGHTER

ELECTRICAL DATA (CONT'D)

Family	Nominal Wattage	Input Voltage (Volts)	Current (AMPS)	System Power (Watts)
AIRO (ASL2)	145	120	1.19	143.0
		208	0.69	
		240	0.60	
		277	0.52	
		347	0.41	
		480	0.30	
	170	120	1.40	168.0
		208	0.81	
		240	0.70	
		277	0.61	
		347	0.48	
		480	0.35	
	185	120	1.54	185.0
		208	0.89	
		240	0.77	
		277	0.67	
		347	0.53	
		480	0.39	
	210	120	1.75	210.0
		208	1.01	
		240	0.88	
		277	0.76	
		347	0.61	
		480	0.44	
	235	120	1.96	235.0
		208	1.13	
		240	0.98	
		277	0.85	
		347	0.68	
		480	0.49	
	255	120	2.18	261.2
		208	1.26	
		240	1.09	
		277	0.94	
		347	0.75	
		480	0.54	

© 2021 Hubbell Outdoor Lighting, a division of Hubbell Lighting, Inc. Specifications subject to change without notice.
701 Millennium Blvd • Greenville, SC 29607 / Tel 864.678.1000 / Website www.hubbelloutdoor.com

HUBBELL Lighting

HUBBELL Outdoor Lighting

DATE: LOCATION:

TYPE: PROJECT:

CATALOG #:

AIRO Micro Strike

AREA/SITE/ROAD LIGHTER

PROJECTED LUMEN MAINTENANCE

Ambient Temperature	OPERATING HOURS					
	0	25,000	TM-21-11[1] L96 60,000	50,000	100,000	L70 (Hours)
25°C / 77°F	1.00	0.97	0.96	0.95	0.91	408,000
40°C / 104°F	0.99	0.96	0.95	0.94	0.89	356,000

1. Projected per IESNA TM-21-11 (* Cree XP-L, 2100mA, 105°C Ts, 6,000hrs)

LUMINAIRE AMBIENT TEMPERATURE FACTOR (LATF)

Ambient Temperature		Lumen Multiplier
0° C	32° F	1.06
10° C	50° F	1.03
20° C	68° F	1.01
25° C	77° F	1.00
30° C	86° F	0.99
40° C	104° F	0.97
50° C	122° F	0.94

Use these factors to determine relative lumen output for average ambient temperatures from 0-40°C (32-104°F).

DIMENSIONS

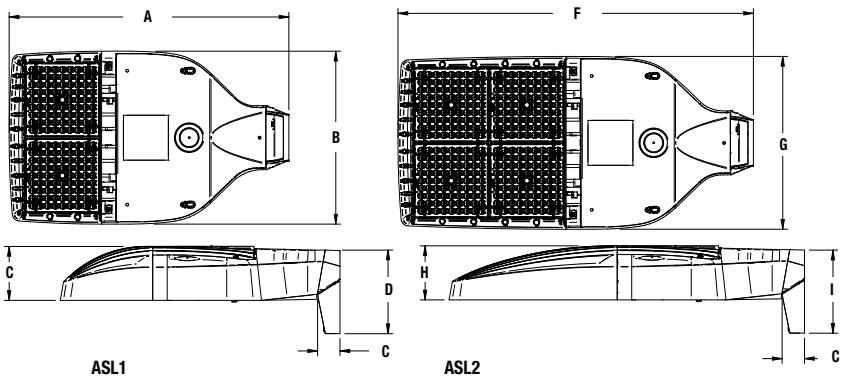

	Weight
ASL1	14.47 lbs (6.56 kgs)
ASL2	17.47 lbs (7.92 kgs)

A	B	C	D	E	F	G	H	I	ASL1 EPA@0°	ASL2 EPA@0°	ASL1 w/ HSS	ASL2 w/ HSS
18.9"	11.7"	3.7"	5.65"	1.5"	24.0"	11.7"	3.7"	5.62"	.46 ft.^{2}	.56 ft.^{2}	.73 ft.^{2}	1.01 ft.^{2}
480mm	297mm	94mm	144mm	38mm	610mm	297mm	94mm	143mm	.14 m^2	.17 m^2	.22 m^2	.31 m^2

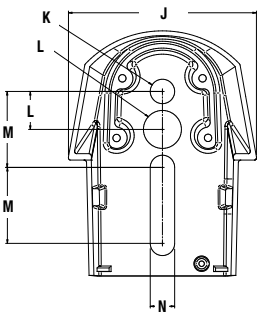

J	K	L	M	N
4.33"	.562"	.875"	1.75"	.562"
480mm	297mm	94mm	610mm	297mm

PHOTOMETRY

The following diagrams represent the general distribution options offered for this product. For detailed information on specific product configurations, see website photometric test reports.

Type II

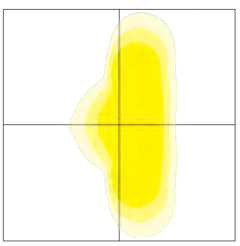

Type III

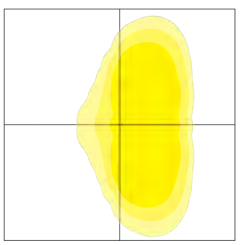

Type IV

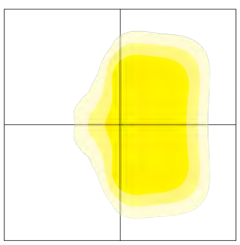

Type V

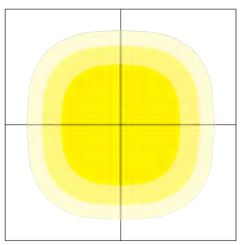

© 2021 Hubbell Outdoor Lighting, a division of Hubbell Lighting, Inc. Specifications subject to change without notice.
701 Millennium Blvd • Greenville, SC 29607 / Tel 864.678.1000 / Website www.hubbelloutdoor.com

HUBBELL Lighting

HUBBELL Outdoor Lighting

DATE:	LOCATION:
TYPE:	PROJECT:
CATALOG #:	

AIRO Micro Strike

AREA/SITE/ROAD LIGHTER

ADDITIONAL INFORMATION (CONT'D)

OCCUPANCY SENSOR

- Individual fixture control
- Dims product when space is not occupied

7-PIN RECEPTACLE

- Compatible with 3-pin, 5-pin or 7-pin photocontrols
- Turns fixture on when sun sets, off when sun rises
- Wireless networked solution
- For use with a variety of control platforms

*Additional accessories required.

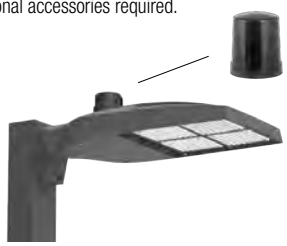

NX

NX DISTRIBUTED™ INTELLIGENCE

Hubbell Controls Solutions' NX Distributed Intelligence™ platform delivers a lighting control solution capable of seamlessly connecting exterior and interior applications.

- Standalone or networked fixture control
- Astronomical time schedules
- BACnet building networking
- Connects with indoor wired, wireless or hybrid networks
- Wireless setup via app
- Occupancy Sensor option dims product when space is not occupied

SITESYNC LIGHTING CONTROL

SiteSync Lighting Control

SiteSync Lighting Control delivers flexible control strategies for reducing power consumption and minimizing maintenance costs while delivering the right light levels with a simple and affordable wireless solution.

- Pre-commissioning options available
- Standalone or networked fixture control
- Astronomical time schedules
- Occupancy Sensor option dims product when space is not occupied

© 2021 Hubbell Outdoor Lighting, a division of Hubbell Lighting, Inc. Specifications subject to change without notice.
701 Millennium Blvd • Greenville, SC 29607 / Tel 864.678.1000 / Website www.hubbelloutdoor.com

HUBBELL Lighting

HUBBELL Outdoor Lighting

AIRO Micro Strike

AREA/SITE/ROAD LIGHTER

ADDITIONAL INFORMATION (CONT'D)

PROGRAMMED CONTROLS

ADD-AutoDim Timer Based Options

- Light delay options from 1-9 hours after the light is turned on to dim the light by 10-100%. To return the luminaire to its original light level there are dim return options from 1-9 hours after the light has been dimmed previously.

EX: ADD-6-5-R6

ADD Control Options	Configurations Choices	Example Choice Picked
Auto-Dim Options	1-9 Hours	6
Auto-Dim Brightness	0-9% Brightness	5
Auto-Dim Return	Delay 0-9 Hours	R6

ADT-AutoDim Time of Day Based Option

- Light delay options from 1AM-9PM after the light is turned on to dim the light by 10-100%. To return the luminaire to its original light level there are dim return options from 1AM-9PM after the light has been dimmed previously.

EX: ADT-6-5-R6

ADD Control Options	Configurations Choices	Example Choice Picked
Auto-Dim Options	12-3 AM and 6-11 PM	6
Auto-Dim Brightness	0-9% Brightness	5
Auto-Dim Return	12-6 AM and 9-11P	R6

MOUNTING



Arm Mount – Fixture ships with integral arm for ease of installation. Compatible with Hubbell Outdoor S2 drill pattern.



MAF – Fits 2-3/8" OD arms Roadway applications.

Wall Mount – Wall mount bracket designed for building mount applications.

© 2021 Hubbell Outdoor Lighting, a division of Hubbell Lighting, Inc. Specifications subject to change without notice.
701 Millennium Blvd • Greenville, SC 29607 / Tel 864.678.1000 / Website www.hubbelloutdoor.com

HUBBELL Lighting

HUBBELL Outdoor Lighting

DATE: LOCATION:

TYPE: PROJECT:

CATALOG #:

AIRO Micro Strike

AREA/SITE/ROAD LIGHTER

ADDITIONAL INFORMATION (CONT'D)

MOUNTING (CONT'D)

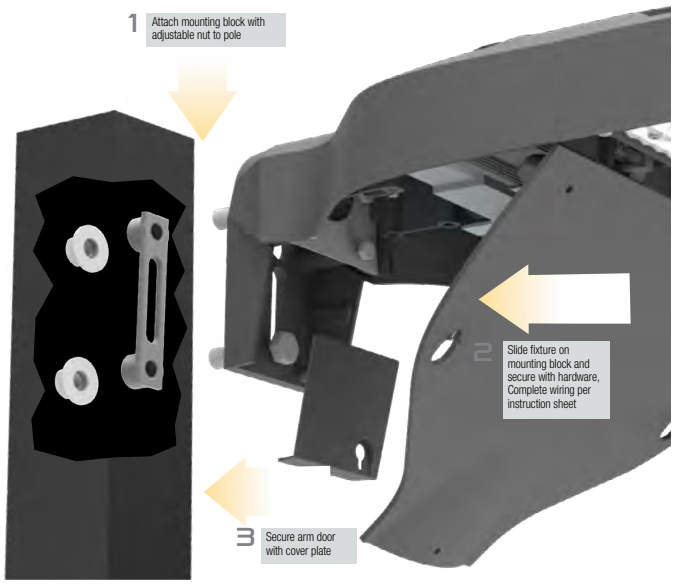

Universal Mount – Universal mounting block for ease of installation. Compatible with drill patterns from 2.5" to 4.5"

ACCESSORY

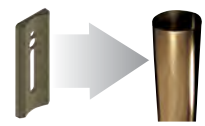

ROUND POLE ADAPTER

WB-AREA-XX

SPOKE BRACKET (single arm shown) Horizontal round arm tenon adapters for use with MAF mounting type or accessory kit. Reference SH Spoke Pole Top Brackets for ordering information.

© 2021 Hubbell Outdoor Lighting, a division of Hubbell Lighting, Inc. Specifications subject to change without notice.
701 Millennium Blvd • Greenville, SC 29607 / Tel 864.678.1000 / Website www.hubbelloutdoor.com

HUBBELL Lighting

HUBBELL Outdoor Lighting

DATE: LOCATION:
TYPE: PROJECT:
CATALOG #:

AIRO Micro Strike

AREA/SITE/ROAD LIGHTER

ADDITIONAL INFORMATION (CONT'D)

CONFIGURATIONS

ASLx HSS-90-B-xx

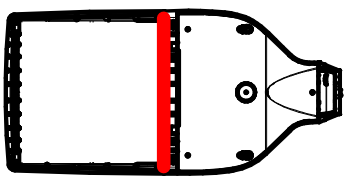

ASLx HSS-270-BSS-xx

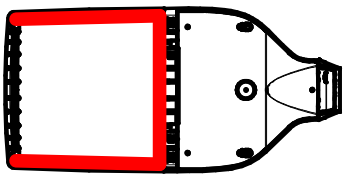

ASLx HSS-360-xx

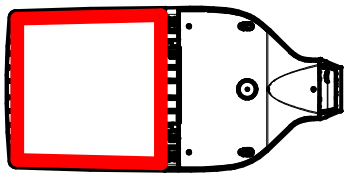

ASLx HSS-90-F-xx

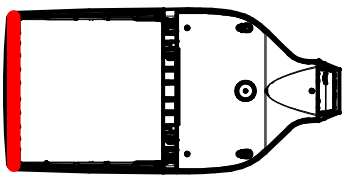

ASLx HSS-270-FSS-xx

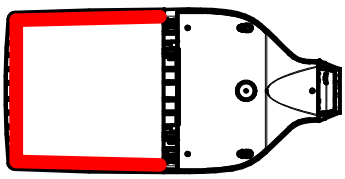

ASLx HSS-90-S-xx

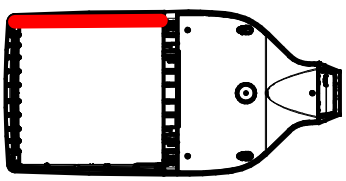

ASLx HSS-270-FSB-xx

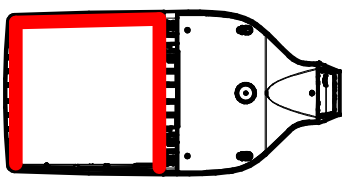

ASLx HSS-90-S-xx

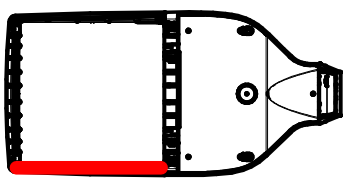

ASLx HSS-270-FSB-xx

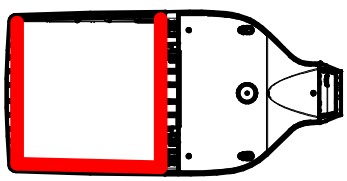

USE OF TRADEMARKS AND TRADE NAMES

All product and company names, logos and product identifies are trademarks ™ or registered trademarks ® of Hubbell Lighting, Inc. or their respective owners. Use of them does not necessarily imply any affiliation with or endorsement by such respective owners.

© 2021 Hubbell Outdoor Lighting, a division of Hubbell Lighting, Inc. Specifications subject to change without notice.
701 Millennium Blvd • Greenville, SC 29607 / Tel 864.678.1000 / Website www.hubbelloutdoor.com

HUBBELL Lighting

HUBBELL Outdoor Lighting

DATE:	LOCATION:
TYPE:	PROJECT:
CATALOG #:	

RESET

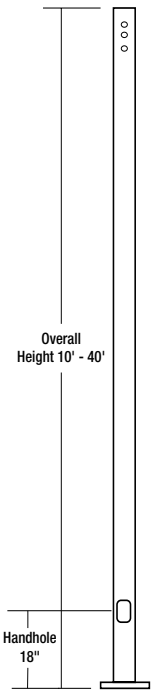

APPLICATIONS

Lighting installations for side and top mounting of luminaires with effective projected area (EPA) not exceeding maximum allowable loading of the specified pole in its installed geographic location

CONSTRUCTION

- Shaft: One-piece straight steel with square cross section, flat sides and minimum 0.23" radius on all corners; Minimum yield of 46,000 psi (ASTM-A500, Grade B); Longitudinal weld seam to appear flush with shaft side wall; Steel base plate with axial bolt circle slots welded to pole shaft having minimum yield of 36,000 psi (ASTM A36)
- base cover: Two-piece square aluminum base cover included standard
- pole cap: Pole shaft supplied with removable cover when applicable; Tenon and post-top configurations also available
- hand hole: Rectangular 3x5 steel hand hole frame (2.38" x 4.38" opening); Mounting provisions for grounding lug located behind gasketed cover
- anchor bolts: Four galvanized anchor bolts provided per pole with minimum yield of 55,000 psi (ASTM F1554). Galvanized hardware with two washers and two nuts per bolt for leveling
- Anchor bolt part numbers:

  3/4 x 30 x 3 — TAB-30-M38

  1 x 36 x 4 — TAB-36-M38

FINISH

- Durable thermoset polyester powder coat paint finish with nominal 3.0 mil thickness
- Powder paint prime applied over "white metal" steel substrate cleaned via mechanical shot blast method
- Decorative finish coat available in multiple standard colors; Custom colors available; RAL number preferable

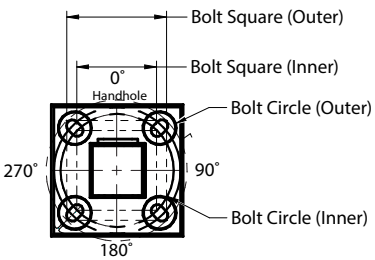

WAREHOUSE 'STOCKED' POLES:

- SSSH-20-40-STK and SSSH-25-40-STK
- The above catalog numbers use a combination of the S2 and B3 drill pattern

POLE CAP

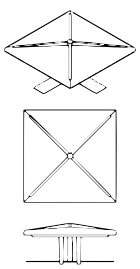

TENON

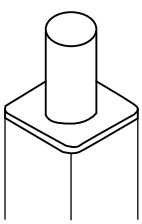

BASE COVER

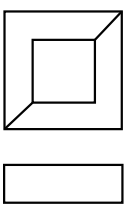

BASE DETAIL

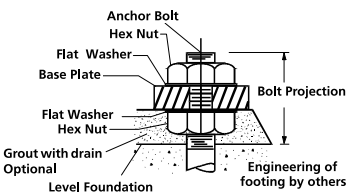

© 2022 HUBBELL OUTDOOR LIGHTING, All Rights Reserved • For more information visit our website: www.hubbelloutdoor.com • Printed in USA ss s-H poles-JAN 01/2022

HUBBELL Outdoor Lighting

HUBBELL Outdoor Lighting

DATE: LOCATION:

TYPE: PROJECT:

CATALOG #:

RESET

ORDERING GUIDE

Example: SSS–H–25–40–A/B/C–2L-S2-DBT-UL

CATALOG #

Series	Height	Shaft	Thickness	Mounting
SSS-H Square Straight Steel Pole Hubbell Outdoor	Reference page 2 Ordering matrix	Reference page 2 Ordering matrix	Reference page 3 Ordering matrix	**1** Single arm mount
				2 Two fixtures at 180˚
				2L Two fixtures at 90˚
				3T Three fixtures at 90˚
				4 Four fixtures at 90˚
				TA Tenon (2.38" OD x 4" Tall)
				TB Tenon (2.88" OD x 4" Tall)
				TC Tenon (3.5" OD x 6" Tall)
				TR[1] Removable Tenon (2.38" x 4")
				OT Open Top (includes pole cap)

Finish

BLT	Black Matte Textured
BLS	Black Gloss Smooth
DBT	Dark Bronze Matte Textured
DBS	Dark Bronze Gloss Smooth
GTT	Graphite Matte Textured
LGS	Light Grey Gloss Smooth
PSS	Platinum Silver Smooth
WHT	White Matte Textured
WHS	White Gloss Smooth
VGT	Verde Green Textured

Color Option

CC	Custom Colors

Drill Pattern

B3	2 bolt (2-1/2" spacing), Ratio
S2	2 bolt (3-1/2" spacing)

Options

GFI[2]	20 Amp GFCI Receptacle and Cover
EHH[2]	Extra Handhole
C05[2]	.5" Coupling
C07[2]	.75" Coupling
C20[2]	2" Coupling
MPB[2]	Mid-pole Luminaire Bracket
VM2	2nd mode vibration damper
LAB	Less Anchor Bolts
UL	UL Certified

MOUNTING ORIENTATION

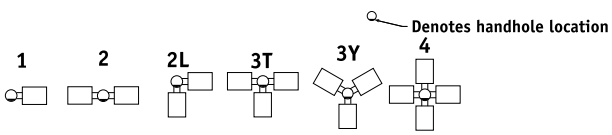

ACCESSORIES- ORDER SEPARATELY

CATALOG NUMBER	DESCRIPTION
VM1[3]	1st mode vibration damper
VM2SXX*	2nd mode vibration damper

* XX = 08 for 8', 12 for 12', 15 for 16', 20 for 20', and 24' for 24'

Notes:
1 Removable tenon used in conjunction with side arm mounting. First specify desired arm
2 Specify option location using logic found on page 1 (Option Orientation)
3 VM1 recommended on poles 20' and taller with EPA of less than 1.

© 2022 HUBBELL OUTDOOR LIGHTING, All Rights Reserved • For more information visit our website: www.hubbelloutdoor.com • Printed in USA ss s-H poles-JAN 01/2022

HUBBELL Outdoor Lighting

HUBBELL Outdoor Lighting

DATE: LOCATION:

TYPE: PROJECT:

CATALOG #:

RESET

ORDERING GUIDE (CONTINUED)

Catalog Number	Height		Nominal Shaft Dimensions	Wall Thickness	Bolt Circle (suggested)	Bolt Circle (range)	Bolt Square (range)	Base Plate Square	Anchor bolt size	Bolt Projection	Pole weight
	Feet	Meters									
SSS-H-10-40-A-XX-XX	10	3.0	4” square	0.125”	9”	8”-10”	5.66”-7.07”	9”	3/4”x30”x3”	3.5	77
SSS-H-12-40-A-XX-XX	12	3.7	4” square	0.125”	9”	8”-10”	5.66”-7.07”	9”	3/4”x30”x3”	3.5	90
SSS-H-14-40-A-XX-XX	14	4.3	4” square	0.125”	9”	8”-10”	5.66”-7.07”	9”	3/4”x30”x3”	3.5	103
SSS-H-16-40-A-XX-XX	16	4.9	4” square	0.125”	9”	8”-10”	5.66”-7.07”	9”	3/4”x30”x3”	3.5	116
SSS-H-18-40-A-XX-XX	18	5.5	4” square	0.125”	9”	8”-10”	5.66”-7.07”	9”	3/4”x30”x3”	3.5	129
SSS-H-20-40-A-XX-XX	20	6.1	4” square	0.125”	9”	8”-10”	5.66”-7.07”	9”	3/4”x30”x3”	3.5	142
SSS-H-25-40-A-XX-XX	25	7.6	4” square	0.125”	9”	8”-10”	5.66”-7.07”	9”	3/4”x30”x3”	3.5	175
SSS-H-14-40-B-XX-XX	14	4.3	4” square	.188”	11”	10”-12”	7.07”-8.48”	10.50”	3/4”x30”x3”	3.5	152
SSS-H-16-40-B-XX-XX	16	4.9	4” square	.188”	11”	10”-12”	7.07”-8.48”	10.50”	3/4”x30”x3”	3.5	171
SSS-H-18-40-B-XX-XX	18	5.5	4” square	.188”	11”	10”-12”	7.07”-8.48”	10.50”	3/4”x30”x3”	3.5	190
SSS-H-20-40-B-XX-XX	20	6.1	4” square	.188”	11”	10”-12”	7.07”-8.48”	10.50”	3/4”x30”x3”	3.5	209
SSS-H-25-40-B-XX-XX	25	7.6	4” square	.188”	11”	10”-12”	7.07”-8.48”	10.50”	3/4”x30”x3”	3.5	257
SSS-H-30-40-B-XX-XX	30	9.1	4” square	.188”	11”	10”-12”	7.07”-8.48”	10.50”	3/4”x30”x3”	3.5	304
SSS-H-16-50-B-XX-XX	16	4.9	5” square	.188”	11”	10.25”-13.25”	7.25”-9.37”	11.50”	1”x36”x4”	4.5	219
SSS-H-18-50-B-XX-XX	18	5.5	5” square	.188”	11”	10.25”-13.25”	7.25”-9.37”	11.50”	1”x36”x4”	4.5	243
SSS-H-20-50-B-XX-XX	20	6.1	5” square	.188”	11”	10.25”-13.25”	7.25”-9.37”	11.50”	1”x36”x4”	4.5	267
SSS-H-25-50-B-XX-XX	25	7.6	5” square	.188”	11”	10.25”-13.25”	7.25”-9.37”	11.50”	1”x36”x4”	4.5	327
SSS-H-30-50-B-XX-XX	30	9.1	5” square	.188”	11”	10.25”-13.25”	7.25”-9.37”	11.50”	1”x36”x4”	4.5	387
SSS-H-25-50-C-XX-XX	25	7.6	5” square	.25”	11”	10.25”-13.25”	7.25”-9.37”	11.50”	1”x36”x4”	4.5	427
SSS-H-30-50-C-XX-XX	30	9.1	5” square	.25”	11”	10.25”-13.25”	7.25”-9.37”	11.50”	1”x36”x4”	4.5	507
SSS-H-20-60-B-XX-XX	20	6.1	6” square	.188”	12”	11.00”-13.25”	7.81”-9.37”	12.25”	1”x36”x4”	5.0	329
SSS-H-25-60-B-XX-XX	25	7.6	6” square	.188”	12”	11.00”-13.25”	7.81”-9.37”	12.25”	1”x36”x4”	5.0	404
SSS-H-30-60-B-XX-XX	30	9.1	6” square	.188”	12”	11.00”-13.25”	7.81”-9.37”	12.25”	1”x36”x4”	5.0	479
SSS-H-35-60-B-XX-XX	35	10.7	6” square	.188”	12”	11.00”-13.25”	7.81”-9.37”	12.25”	1”x36”x4”	5.0	554
SSS-H-40-60-B-XX-XX	40	12.2	6” square	.188”	12”	11.00”-13.25”	7.81”-9.37”	12.25”	1”x36”x4”	5.0	629

Notes:
1 Factory supplied template must be used when setting anchor bolts. Hubbell Lighting will deny any claim for incorrect anchorage placement resulting from failure to use factory supplied template and anchor bolts.

EHH EXTRA HANDHOLE

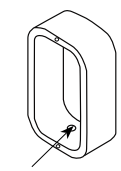

C05 - C07 - C20 - COUPLING

VM1 - VIBRATION DAMPER 1ST MODE

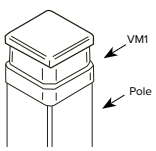

Field Installed Pole Top damper designed to reduce pole top deflection or sway. VM1 is recommended for pole systems 20' and taller with a total EPA of 1.0 or less.

VM2 - VIBRATION DAMPER 2ND MODE

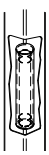

Factory installed, internal damper designed to alter pole resonance to reduce movement and material fatigue caused by 2nd mode vibration.

VM2SXX - VIBRATION DAMPER 2ND MODE

VM2S08 – 8'
VM2S12 – 12'
VM2S16 – 16'
VM2S20 – 20'
VM2S24 – 24'

Field installed, internal damper designed to alter pole resonance to reduce movement and material fatigue caused by 2nd mode vibration.

GFI – 20 AMP GFCI RECEPTACLE & COVER

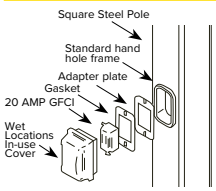

MPB - MID POLE BRACKET

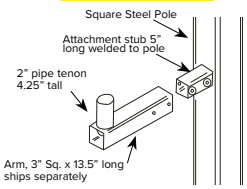

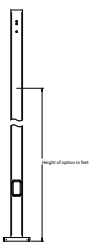

OPTION ORIENTATION

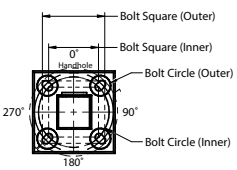

Follow the logic below when ordering location specific options. For each option, include its orientation (in degrees) and its height (in feet). Example: Option C07 should be ordered as: SSS-H-20-40-A-TA-DBT-CO7-0-15 (.5” coupling on the handhole/arm side of pole, 15 feet up from the pole base) 1' spacing required between option. Consult factory for other configurations.

© 2022 HUBBELL OUTDOOR LIGHTING, All Rights Reserved • For more information visit our website: www.hubbelloutdoor.com • Printed in USA ss s-H poles-JAN 01/2022

HUBBELL Outdoor Lighting

Submitted by Lighting Dynamics, Inc.

Lighting Dynamics, Inc. EST. 1996

Job Name:
K-Town
Architect: UnknownArch
Engineer: Unknown Engineer

Catalog Number:
SSSH16-40A-1-B3-DBT-UL

Notes:

Type:
SA

LDI22-538182

HUBBELL Outdoor Lighting

DATE: LOCATION:

TYPE: PROJECT:

CATALOG #:

RESET

ASCE7-05 WIND MAP

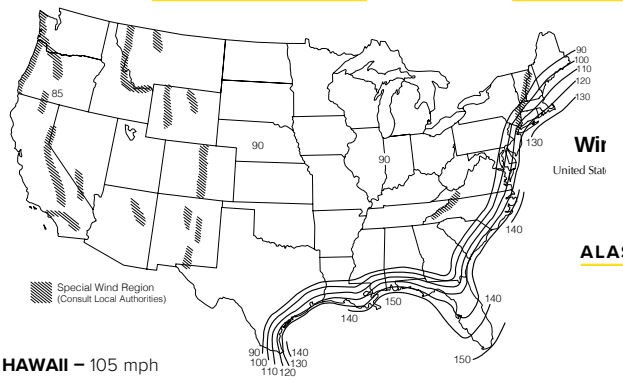

HAWAII – 105 mph

PUERTO RICO – 145 mph

FLORIDA REGION WIND MAP

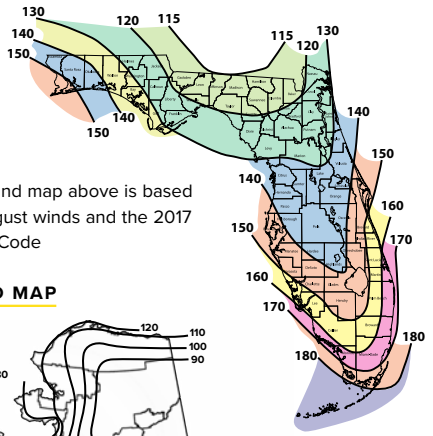

- Florida region wind map above is based upon 3-second gust winds and the 2017 Florida Building Code

ALASKA REGION WIND MAP

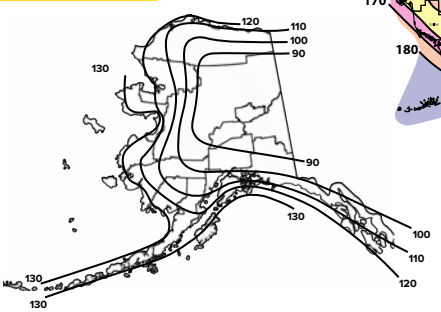

ASCE 7-05 wind map EPA Load Rating - 3 second gust wind speeds (Use for all locations except Florida)										
Catalog Number	85	90	100	105	110	120	130	140	145	150
SSS-H-10-40-A	25.0	25.0	25.0	22.8	20.6	17.0	14.2	11.9	11.0	10.1
SSS-H-12-40-A	25.0	25.0	20.0	18.0	16.1	13.2	10.8	8.9	8.1	7.4
SSS-H-14-40-A	23.1	20.4	16.1	14.3	12.8	10.2	8.2	6.6	5.9	5.3
SSS-H-16-40-A	19.0	16.7	13.0	11.5	10.1	7.9	6.2	4.7	4.1	3.6
SSS-H-18-40-A	15.6	13.6	10.0	9.0	7.8	5.9	4.4	3.1	2.6	2.1
SSS-H-20-40-A	12.7	10.9	7.9	6.9	5.9	4.2	2.8	1.7	1.3	0.9
SSS-H-25-40-A	7.3	5.9	3.8	2.9	2.1	0.8	NR	NR	NR	NR
SSS-H-14-40-B	25.0	25.0	23.3	20.8	18.6	15.1	12.3	10.2	9.2	8.4
SSS-H-16-40-B	25.0	24.9	19.4	17.3	15.4	12.3	9.9	8.0	7.2	6.4
SSS-H-18-40-B	24.0	20.8	16.1	14.2	12.5	9.8	7.7	6.1	5.3	4.7
SSS-H-20-40-B	20.2	17.5	13.2	11.6	10.1	7.7	5.9	4.4	3.8	3.2
SSS-H-25-40-B	12.8	11.0	7.9	6.7	5.5	3.7	2.3	1.2	0.7	NR
SSS-H-30-40-B	8.0	6.6	4.1	3.1	2.2	0.8	NR	NR	NR	NR
SSS-H-16-50-B	25.0	25.0	25.0	25.0	24.8	20.1	16.5	13.6	12.3	11.2
SSS-H-18-50-B	25.0	25.0	25.0	22.9	20.4	16.4	13.2	10.7	9.6	8.6
SSS-H-20-50-B	25.0	25.0	21.3	18.9	16.7	13.2	10.4	8.1	7.2	6.3
SSS-H-25-50-B	20.7	17.8	13.3	11.5	9.8	7.2	5.0	3.3	2.6	1.9
SSS-H-30-50-B	13.5	11.3	7.7	6.2	4.9	2.8	1.1	NR	NR	NR
SSS-H-25-50-C	25.0	25.0	19.4	17.1	15.1	11.7	9.0	6.9	6.0	5.1
SSS-H-30-50-C	20.1	17.3	12.7	10.9	9.3	6.6	4.5	2.8	2.1	1.4
SSS-H-20-60-B	25.0	25.0	25.0	25.0	25.0	20.2	16.1	12.9	11.5	10.3
SSS-H-25-60-B	25.0	25.0	20.6	18.0	15.6	11.8	8.7	6.2	5.2	4.2
SSS-H-30-60-B	21.4	18.1	12.9	10.7	8.8	5.7	3.3	1.3	NR	NR
SSS-H-35-60-B	14.0	11.3	6.9	5.2	3.6	1.0	NR	NR	NR	NR
SSS-H-40-60-B	8.1	5.8	2.2	NR	NR	NR	NR	NR	NR	NR

Florida Building Code 2017 EPA Load Rating - 3 second gust wind speeds (Use for Florida only)								
Catalog Number	115	120	130	140	150	160	170	180
SSS-H-10-40-A	25.0	25.0	25.0	25.0	21.4	18.4	15.9	13.9
SSS-H-12-40-A	25.0	25.0	23.6	19.8	16.7	14.2	12.1	10.4
SSS-H-14-40-A	25.0	23.1	19.0	15.7	13.1	10.9	9.1	7.6
SSS-H-16-40-A	20.8	18.7	15.2	12.3	10.1	8.2	6.7	5.4
SSS-H-18-40-A	16.8	15.0	11.9	9.4	7.5	5.9	4.5	3.4
SSS-H-20-40-A	13.6	11.9	9.2	7.1	5.3	3.9	2.7	1.7
SSS-H-25-40-A	7.4	6.2	4.1	2.5	1.1	NR	NR	NR
SSS-H-14-40-B	25.0	23.6	19.4	16.1	13.4	11.2	9.4	7.8
SSS-H-16-40-B	21.4	19.2	15.6	12.7	10.4	8.5	6.9	5.6
SSS-H-18-40-B	17.2	15.4	12.2	9.7	7.7	6.1	4.7	3.6
SSS-H-20-40-B	13.9	12.3	9.5	7.3	5.5	4.1	2.9	1.9
SSS-H-25-40-B	7.7	6.4	4.3	2.6	1.3	NR	NR	NR
SSS-H-30-40-B	3.2	2.1	NR	NR	NR	NR	NR	NR
SSS-H-16-50-B	25.0	25.0	25.0	25.0	25.0	21.4	18.2	15.5
SSS-H-18-50-B	25.0	25.0	25.0	24.4	20.4	17.0	14.2	11.9
SSS-H-20-50-B	25.0	25.0	24.4	19.9	1 6.3	13.4	11.0	8.9
SSS-H-25-50-B	21.8	19.3	15.0	11.5	8.8	6.5	4.7	3.1
SSS-H-30-50-B	13.7	11.7	8.2	5.5	3.3	1.5	NR	NR
SSS-H-25-50-C	21.8	19.3	15.0	11.5	8.8	6.5	4.7	3.1
SSS-H-30-50-C	13.7	11.7	8.2	5.5	3.3	1.5	NR	NR
SSS-H-20-60-B	25.0	25.0	25.0	21.9	17.8	14.5	11.7	9.4
SSS-H-25-60-B	23.8	20.9	16.1	12.3	9.2	6.6	4.5	2.8
SSS-H-30-60-B	14.6	12.3	8.4	5.3	2.8	0.8	NR	NR
SSS-H-35-60-B	7.5	5.6	2.4	NR	NR	NR	NR	NR
SSS-H-40-60-B	1.8	NR	NR	NR	NR	NR	NR	NR

© 2022 HUBBELL OUTDOOR LIGHTING, All Rights Reserved • For more information visit our website: www.hubbelloutdoor.com • Printed in USA ss s-H poles-JAN 01/2022

HUBBELL Outdoor Lighting

HUBBELL Outdoor Lighting

DATE:	LOCATION:
TYPE:	PROJECT:
CATALOG #:	

RESET

Notes:

1 Allowable EPA, to determine max pole loading weight, multiply allowable EPA by 30 lbs.

2 The tables for allowable pole EPA are based on the ASCE 7-05 Wind Map or the Florida Region Wind Map for the 2010 Florida Building Code. The Wind Maps are intended only as a general guide and cannot be used in conjunction with other maps. Always consult local authorities to determine maximum wind velocities, gusting and unique wind conditions for each specific application

3 Allowable pole EPA for jobsite wind conditions must be equal to or greater than the total EPA for fixtures, arms, and accessories to be assembled to the pole. Responsibility lies with the specifier for correct pole selection. Installation of poles without luminaires or attachment of any unauthorized accessories to poles is discouraged and shall void the manufacturer's warranty

4 Wind speeds and listed EPAs are for ground mounted installations. Poles mounted on structures (such as bridges and buildings) must consider vibration and coefficient of height factors beyond this general guide; Consult local and federal standards

5 Wind Induced Vibration brought on by steady, unidirectional winds and other unpredictable aerodynamic forces are not included in wind velocity ratings. Consult Hubbell Lighting's Pole Vibration Application Guide for environmental risk factors and design considerations. https://hubbellcdn.com/ohwassets/HLI/outdoor/resources/literature/files/Pole_Wind_Induced_Flyer_HLOI0022.pdf

6 Extreme Wind Events like, Hurricanes, Typhoons, Cyclones, or Tornadoes may expose poles to flying debris, wind shear or other detrimental effects not included in wind velocity ratings

Due to our continued efforts to improve our products, product specifications are subject to change without notice.

© 2022 HUBBELL OUTDOOR LIGHTING, All Rights Reserved • For more information visit our website: www.hubbelloutdoor.com • Printed in USA ss s-H poles-JAN 01/2022

HUBBELL Outdoor Lighting

HUBBELL Outdoor Lighting

DATE: | LOCATION:
TYPE: | PROJECT:
CATALOG #:

AIRO Micro Strike

AREA/SITE/ROAD LIGHTER

FEATURES

- Compact sleek design with multiple LED configurations and simple installation
- The Airo includes a universal mounting block for easy pole installation or mast arm option for 2-3/8 ft OD roadway brackets
- Capable of replacing up to 1000w HID luminaires
- Micro Strike optical distributions of Type 2, 3, 4W or 5QW
- Tool-less entry option for easy installation and maintenance
- 1.5G rated for high vibration applications including bridges and overpasses

C US

See Certification Specifications

RELATED PRODUCTS

RAR1 Ratio RAR2 Ratio Cimarron LED

CONTROL TECHNOLOGY

SiteSync Lighting Control NX DISTRIBUTED™ INTELLIGENCE

SPECIFICATIONS

CONSTRUCTION

- Die-cast housing with hidden vertical heat fins that are optimal for heat dissipation while keeping a clean smooth outer surface
- Corrosion resistant, die-cast aluminum housing with powder coat paint finish
- Separate optical and electrical compartment for improved thermal management and optimum component operation
- TGIC thermoset polyester powder paint finish applied at nominal 2.5 mil thickness

OPTICS

- Entire optical aperture illuminates to create a larger luminous surface area resulting in a low glare appearance without sacrificing optical performance
- Premium engineered individual acrylic lenses deliver IES Type 2, 3, 4W and 5QW distributions
- Lens distributions are field rotatable (in 90˚ increments) or exchangeable for job site fine-tuning
- 3000K, 4000K, or 5000K (70 CRI) CCT
- 80, 160, or 320 midpower LEDs
- 3000K, 4000K or 5000K (70 CRI) CCT
- Zero uplight at 0 degrees of tilt
- Field rotatable optics

INSTALLATION

- Tool-less entry to wiring/driver compartment optional
- Universal mounting block works with #2 drill pattern
- Fixture ships with slotted mounting block to accommodate wide range of drill patterns for easy retrofit opportunities
- Mast arm fitter accessory or option available for 2-3/8" OD brackets with vertical tilt of +3°, 0° or -3°

ELECTRICAL

- Universal 120-277 VAC or 347-480 VAC input voltage, 50/60 Hz
- Ambient operating temperature -40˚ C to 40˚ C
- Drivers have greater than 90% power factor and less than 20% THD
- LED drivers have output power over-voltage, over-current protection and short circuit protection with auto recovery
- Field replaceable surge protection device provides 20KA and 10KV protection meeting ANSI/IEEE C62.41.2 Category C High and Surge Location Category C3; Automatically takes fixture off-line for protection when device is consumed

CONTROLS

- Photo control, occupancy sensor and wireless available for complete on/off and dimming control
- 7-pin ANSI C136.41-2013 photocontrol receptacle option available for twist lock photocontrols or wireless control modules (control accessories sold separately)
- Dimming Drivers are standard and dimming leads are extended out of the luminaire unless control options require connection to the dimming leads. Must specify if wiring leads are to be greater than the 6
- SiteSync™ wireless control system is available via 7-pin See ordering information and details at: www.hubbelllighting.com/sitesync
- NX Distributed Intelligence™ available with in fixture wireless control module, features dimming and occupancy sensor

CONTROLS (CONTINUED)

- wiSCAPE® available with in fixture wireless control module, features dimming and occupancy sensor via 7-pin
- Please consult brand or sales representative when combining control and electrical options as some combinations may not operate as anticipated depending on your application

CERTIFICATIONS

- Listed to UL1598 and CSA C22.2#250.0-24 for wet locations and 40˚C ambient temperatures
- DLC (DesignLights Consortium Qualified),with some Premium Qualified configurations.Please refer to the DLC website for specificproduct qualifications at www.designlights.org
- 1.5G rated for ANSI C136.31 high vibration applications
- IP65 optical assembly
- Meets IDA recommendations using 3K CCT configuration at 0 degrees of tilt
- This product qualifies as a "designated country construction material" per FAR 52.225-11 Buy American-Construction Materials under Trade Agreements effective 04/23/2020. See Buy American Solutions

WARRANTY

- 5 Year warranty
- See HLI Standard Warranty for additional information

KEY DATA	
Lumen Range	3,200–36,000
Wattage Range	25–255
Efficacy Range (LPW)	118–148
Weight lbs. (kg)	14.5–17.5 (6.6–8.0)

© 2021 Hubbell Outdoor Lighting, a division of Hubbell Lighting, Inc. Specifications subject to change without notice.
701 Millennium Blvd • Greenville, SC 29607 / Tel 864.678.1000 / Website www.hubbelloutdoor.com

HUBBELL Lighting

HUBBELL Outdoor Lighting

DATE: LOCATION:

TYPE: PROJECT:

CATALOG #:

AIRO Micro Strike

AREA/SITE/ROAD LIGHTER

ORDERING GUIDE

Example: ASL1-80L-50-3K7-2-UNV-ASQU-BLT-7PRMD-40F

CATALOG # _____

ORDERING INFORMATION

Series		# LEDs		CCT/CRI		Distribution		Rotation/Orientation		Voltage		Mounting	
ASL1	ASL Microstrike Series	**80L-25**	3,000 lm	**3K7**	3000K, 70 CRI	**2**	Type II	**L**	Optic rotation left	**UNV**	Universal 120-277V	**ASQU**	Arm Square w/ Universal Mount
		80L-39	4,500 lm	**4K7**	4000K, 70 CRI	**3**	Type III	**R**	Optic rotation right	**120**	120V	**A3**	AS with 3.5-4.13" OD RPA3 & UM
		80L-50	6,000 lm	**5K7**	5000K, 70 CRI	**4W**	Type 4W			**208**	208V	**A4**	AS with 4.18-5.25" OD RPA4 & U
		160L-70	9,000 lm			**5QW**	Type 5QW			**240**	240V	**A5**	AS with 5.5-6.5" OD RPA5 & UM
		160L-100	12,000 lm							**277**	277V	**MAF**	Mast Arm Fitter for 2-3/8" OD
		160L-115	15,000 lm							**347**	347V		
		160L-135	18,000 lm							**480**	480V		
ASL2	ASL Microstrike Series	**320L-145**	21,000 lm										
		320L-170	24,000 lm										
		320L-185	27,000 lm										
		320L-210	30,000 lm										
		320L-235	33,000 lm										
		320L-255	35,000 lm										

Control Options Network	
SWP[1,2]	SiteSync pre-commissioned
SWPM[1,2]	SiteSync wireless pre-commissioned w/ motion detection
NXSPW14F[1]	NX Wireless, PIR Occupancy Sensor, Dimming Daylight Harvesting, 14' (use white for WH, black for DB, GT, TT, gray for LG, PS)
NXSPW30F[1]	NX Wireless, PIR Occupancy Sensor, Dimming Daylight Harvesting, 30' (use white for WH, black for DB, GT, TT, gray for LG, PS)
NXSP14F[1]	NX, PIR Occupancy Sensor, Dimming Daylight Harvesting, 14' (use white for WH, black for DB, GT, TT, gray for LG, PS)
NXSP30F[1]	NX, PIR Occupancy Sensor, Dimming Daylight Harvesting, 30' (use white for WH, black for DB, GT, TT, gray for LG, PS)
NXWE[1]	NX Wireless Enabled (module + radio)
Stand Alone Sensors	
SCP-8F[5,6]	Remote control programmable line voltage sensor
SCP-40F[5,6]	Remote control programmable line voltage sensor
Control Options Other	
7PR	7 Pin Receptacle
7PR-SC	7 Pin Receptacle with shorting cap
7PR-MD8F	7 pin receptacle with low voltage sensor at 8' mounting for external control accessory
7PR-MD40F	7 pin receptacle with low voltage sensor at 40' mounting for external control accessory
7PR-TL	7 Pin Receptacle with Photocontrol
ADD	AutoDim timer based dimming
ADT	AutoDim time of day dimming
Sensors	
BTS_F	Bluetooth Programmable, PIR Occupancy/Daylight Sensor, 360° lens[7]
BTSO_F	Bluetooth Programmable, PIR Occupancy/Daylight Sensor, 360° lens, up to 12' mounting height [8]

Options	
F[3]	Fusing
BC	Backlight Control
TB[4]	Terminal Block
TE	Tooless Entry
SSF	Stainless Steel Fasteners

Color	
BLT	Black Matte Textured
BLS	Black Gloss Smooth
DBT	Dark Bronze Matte Textured
DBS	Dark Bronze Gloss Smooth
GTT	Graphite Matte Textured
LGS	Light Grey Gloss Smooth
LGT	Light Grey Matte Textured
PSS	Platinum Silver Smooth
WHT	White Matte Textured
WHS	White Gloss Smooth
VGT	Verde Green Textured
Color Option	
CC	Custom Color

Notes:

1 Not compatible with 80L configurations
2 Not compatible with 480V configurations
3 Must specify voltage
4 Not available with a combination or 347/480 and fusing
5 Must specify voltage, 120V or 277V only
6 Order at least one SPC--REMOTE per project location to program and control the occupancy sensor
7 Replace "_" with "14" for up to 14' mounting height, "40F" for 15-40' mounting height
8 Replace "_" with "12" for up to 12' mounting height

© 2021 Hubbell Outdoor Lighting, a division of Hubbell Lighting, Inc. Specifications subject to change without notice.
701 Millennium Blvd • Greenville, SC 29607 / Tel 864.678.1000 / Website www.hubbelloutdoor.com

HUBBELL Lighting

HUBBELL Outdoor Lighting

DATE: | LOCATION:

TYPE: | PROJECT:

CATALOG #:

AIRO Micro Strike

AREA/SITE/ROAD LIGHTER

CONTROL ACCESSORIES (ORDERED SEPARATELY)

	Catalog Number	Description
☐	**SCP-Remote**	Remote Control for SCP/_F option. Order at least one per project to program and control the occupancy sensor
☐	**SWUSB**	SiteSync™ Software on USB
☐	**SWTAB**	SiteSync™ Windows Tablet
☐	**SWBRG**	SiteSync™ Wireless Bridge Node
☐	**SWFC**	SiteSync™ Field Commission Serve
☐	**SW7PR**	SiteSync™ on fixture module via 7PR
☐	**WIR-RME-L**	wiSCAPE External Fixture Module
☐	**NXOFM-1R1D-UNV**	NX Wireless, Daylight Harvesting, BLE, 7 pin twisted lock

Notes:

* When ordering SiteSync at least one of these two interface options must be ordered per project

\+ Available as a SiteSync retrofit solution for fixtures with an existing 7pin receptacle

ACCESSORIES (ORDERED SEPARATELY)

	Catalog Number	Description
☐	**ASL1-HSS-90-B-XXX**[1]	House Side Shield Back 90 deg
☐	**ASL1-HSS-90-F-XXX**[1]	House Side Shield Front 90 deg
☐	**ASL1-HSS-90-S-XXX**[1]	House Side Shield Side 90 deg
☐	**ASL1-HSS-270-BSS-XXX**[1]	House Side Shield Back, Side & Side 270 deg
☐	**ASL1-HSS-270-FSS-XXX**[1]	House Side Shield Front, Side & Side 270 deg
☐	**ASL1-HSS-270-FSB-XXX**[1]	House Side Shield Front, Side & Back 270 deg
☐	**ASL1-HSS-360-XXX**[1]	House Side Shield 360 deg
☐	**ASL2-HSS-90-B-XXX**[1]	House Side Shield Back 90 deg
☐	**ASL2-HSS-90-F-XXX**[1]	House Side Shield Front 90 deg
☐	**ASL2-HSS-90-S-XXX**[1]	House Side Shield Side 90 deg
☐	**ASL2-HSS-270-BSS-XXX**[1]	House Side Shield Back, Side & Side 270 deg
☐	**ASL2-HSS-270-FSS-XXX**[1]	House Side Shield Front, Side & Side 270 deg
☐	**ASL2-HSS-270-FSB-XXX**[1]	House Side Shield Front, Side & Back 270 deg
☐	**ASL2-HSS-360-XXX**[1]	House Side Shield 360 deg
☐	**ASL-MAF**	Mast arm kit with wildlife shield for mounting on 2 3/8" OD arms
☐	**SETA2-XX**[1]	Square pole tenon adapter (4 at 90 degrees) (2 3/8" OD tenon)
☐	**RETA2-XX**[1]	Round pole tenon adapter (4 at 90 degrees) (2 3/8" OD tenon), requires CL1S-RPA4-ACC-XX for each luminaire
☐	**RARBC80L**	Backlight Control 80L
☐	**RARBC160L**	Backlight Control 160L
☐	**RARBC320L**	Backlight Control 320L
☐	**RARBC480L**	Backlight Control 480L
☐	**CL1S-RPA4-ACC-XX**[1]	Round Pole Adapter (* denotes pole diameter; 3 = 3 ¼" -3 ¾"; 4* = 3 7/8" – 6")
☐	**ASL-ARMMTG-XX1**[1]	Arm mounting kit for side of pole attachment
☐	**WB-AREA-XX**[1]	Wall bracket, Compatible with standard arm mount option
☐	**ASL-MAF**	Mast arm kit with wildlife shield for mounting on 2 3/8" OD arms

1 Replace XX or XXX with color choice, eg.: DB for Dark Bronze or BLT for Black Matte Textured

© 2021 Hubbell Outdoor Lighting, a division of Hubbell Lighting, Inc. Specifications subject to change without notice.
701 Millennium Blvd • Greenville, SC 29607 / Tel 864.678.1000 / Website www.hubbelloutdoor.com

HUBBELL Lighting

HUBBELL Outdoor Lighting

DATE: LOCATION:

TYPE: PROJECT:

CATALOG #:

AIRO Micro Strike

AREA/SITE/ROAD LIGHTER

PERFORMANCE DATA

Description	Nominal Wattage	System Watts	Dist. Type	5K (5000K NOMINAL 70 CRI)					4K (4000K NOMINAL 70 CRI)					3K (3000K NOMINAL 70 CRI)				
				Lumens	LPW[1]	B	U	G	Lumens	LPW[1]	B	U	G	Lumens	LPW[1]	B	U	G
ASL1	25	25.4	2	3430	135	2	0	2	3413	134	2	0	2	3225	127	2	0	2
			3	3465	136	2	0	2	3448	136	2	0	2	3259	128	2	0	2
			4W	3401	134	2	0	3	3384	133	2	0	3	3198	126	2	0	3
			5QW	3483	137	4	0	2	3466	136	4	0	2	3274	129	4	0	2
	39	38.0	2	5237	138	3	0	3	5211	137	3	0	3	4924	130	3	0	3
			3	5292	139	2	0	2	5265	139	2	0	2	4976	131	2	0	2
			4W	5193	137	2	0	3	5168	136	2	0	3	4883	129	2	0	3
			5QW	5318	140	4	0	2	5292	139	4	0	2	4999	132	4	0	2
	50	49.7	2	6294	127	2	0	2	6263	126	2	0	2	5918	119	2	0	2
			3	6360	128	2	0	2	6328	127	2	0	2	5980	120	2	0	2
			4W	6242	126	2	0	3	6211	125	2	0	3	5869	118	2	0	3
			5QW	6392	129	4	0	2	6360	128	4	0	2	6008	121	4	0	2
	70	68.4	2	9461	138	3	0	3	9414	138	3	0	3	8897	130	3	0	3
			3	9560	140	2	0	2	9513	139	2	0	2	8989	131	2	0	2
			4W	9383	137	2	0	3	9336	136	2	0	3	8822	129	2	0	3
			5QW	9608	140	4	0	2	9560	140	4	0	2	9032	132	4	0	2
	100	88.0	2	11945	136	2	0	2	11886	135	2	0	2	11232	128	2	0	2
			3	12070	137	2	0	2	12010	136	2	0	2	11349	129	2	0	2
			4W	11846	135	2	0	3	11787	134	2	0	3	11139	127	2	0	3
			5QW	12131	138	4	0	2	12070	137	4	0	2	11403	130	4	0	2
	115	109.7	2	15683	143	2	0	2	15605	142	2	0	2	14977	137	2	0	2
			3	15486	141	2	0	2	15411	140	2	0	2	14819	135	2	0	2
			4W	15305	140	2	0	3	15232	139	2	0	3	14646	134	2	0	3
			5QW	15732	143	4	0	2	15653	143	4	0	2	15024	137	4	0	2
	135	133.3	2	18089	136	3	0	3	17999	135	3	0	3	17275	130	3	0	3
			3	17861	134	2	0	2	17776	133	2	0	2	17092	128	2	0	2
			4W	17653	132	2	0	3	17569	132	2	0	3	16893	127	2	0	3
			5QW	18155	136	4	0	2	18064	136	4	0	2	17338	130	4	0	2

ASL2 Performance Data on next page

1 VAC input Lumen values are from photometric test performed in accordance with IESNA LM-79-08. Data is considered to be representative of the configurations. Actual performance may differ as a result of end-user environment and application.

© 2021 Hubbell Outdoor Lighting, a division of Hubbell Lighting, Inc. Specifications subject to change without notice.
701 Millennium Blvd • Greenville, SC 29607 / Tel 864.678.1000 / Website www.hubbelloutdoor.com

HUBBELL Lighting

HUBBELL Outdoor Lighting

DATE: LOCATION:

TYPE: PROJECT:

CATALOG #:

AIRO Micro Strike

AREA/SITE/ROAD LIGHTER

PERFORMANCE DATA

Description	Nominal Wattage	System Watts	Dist. Type	5K (5000K NOMINAL 70 CRI)					4K (4000K NOMINAL 70 CRI)					3K (3000K NOMINAL 70 CRI)				
				Lumens	LPW[1]	B	U	G	Lumens	LPW[1]	B	U	G	Lumens	LPW[1]	B	U	G
ASL2	145	143.0	2	21007	147	3	0	4	20902	146	3	0	4	20061	140	3	0	4
			3	20842	146	3	0	4	20738	145	3	0	4	19904	139	3	0	4
			4W	20595	144	3	0	5	20492	143	3	0	5	19668	138	3	0	5
			5QW	21130	148	5	0	4	21024	147	5	0	4	20179	141	5	0	4
	170	168.0	2	24447	146	3	0	4	24325	145	3	0	4	23347	139	3	0	4
			3	24256	144	3	0	4	24134	144	3	0	4	23164	138	3	0	4
			4W	23968	143	3	0	5	23848	142	3	0	5	22889	136	3	0	5
			5QW	24591	146	5	0	4	24468	146	5	0	4	23484	140	5	0	4
	185	185.0	2	26651	144	4	0	5	26518	143	4	0	5	25452	138	4	0	5
			3	26442	143	3	0	4	26310	142	3	0	4	25252	136	3	0	4
			4W	26129	141	4	0	5	25998	141	4	0	5	24953	135	4	0	5
			5QW	26808	145	5	0	5	26674	144	5	0	5	25602	138	5	0	5
	210	210.0	2	29880	142	3	0	4	29731	142	3	0	4	28535	136	3	0	4
			3	29646	141	3	0	4	29497	140	3	0	4	28312	135	3	0	4
			4W	29294	139	3	0	5	29148	139	3	0	5	27976	133	3	0	5
			5QW	30056	143	5	0	4	29905	142	5	0	4	28703	137	5	0	4
	235	235.0	2	32959	140	3	0	4	32794	140	3	0	4	31475	134	3	0	4
			3	32700	139	3	0	4	32537	138	3	0	4	31229	133	3	0	4
			4W	32312	137	3	0	5	32151	137	3	0	5	30858	131	3	0	5
			5QW	33152	141	5	0	4	32987	140	5	0	4	31661	135	5	0	4
	255	261.2	2	36218	139	4	0	5	36037	138	4	0	5	34588	132	4	0	5
			3	35934	138	3	0	4	35754	137	3	0	4	34317	131	3	0	4
			4W	35508	136	4	0	5	35330	135	4	0	5	33910	130	4	0	5
			5QW	36431	139	5	0	5	36249	139	5	0	5	34792	133	5	0	5

1 VAC input Lumen values are from photometric test performed in accordance with IESNA LM-79-08. Data is considered to be representative of the configurations. Actual performance may differ as a result of end-user environment and application.

© 2021 Hubbell Outdoor Lighting, a division of Hubbell Lighting, Inc. Specifications subject to change without notice.
701 Millennium Blvd • Greenville, SC 29607 / Tel 864.678.1000 / Website www.hubbelloutdoor.com

HUBBELL Lighting

HUBBELL Outdoor Lighting

DATE: LOCATION:

TYPE: PROJECT:

CATALOG #:

AIRO Micro Strike

AREA/SITE/ROAD LIGHTER

ELECTRICAL DATA

Family	Nominal Wattage	Input Voltage (Volts)	Current (AMPS)	System Power (Watts)
AIRO (ASL1)	25	120	0.21	25.4
		208	0.12	
		240	0.11	
		277	0.09	
		347	0.07	
		480	0.05	
	39	120	0.32	38
		208	0.18	
		240	0.16	
		277	0.14	
		347	0.11	
		480	0.08	
	50	120	0.41	49.7
		208	0.24	
		240	0.21	
		277	0.18	
		347	0.14	
		480	0.10	
	70	120	0.57	68.4
		208	0.33	
		240	0.29	
		277	0.25	
		347	0.20	
		480	0.14	
	100	120	0.73	88
		208	0.42	
		240	0.37	
		277	0.32	
		347	0.25	
		480	0.18	
	115	120	0.91	109.7
		208	0.53	
		240	0.46	
		277	0.40	
		347	0.32	
		480	0.23	
	135	120	1.11	133.3
		208	0.64	
		240	0.56	
		277	0.48	
		347	0.38	
		480	0.28	
AIRO (ASL2) Next Page				

© 2021 Hubbell Outdoor Lighting, a division of Hubbell Lighting, Inc. Specifications subject to change without notice.
701 Millennium Blvd • Greenville, SC 29607 / Tel 864.678.1000 / Website www.hubbelloutdoor.com

HUBBELL Lighting

HUBBELL Outdoor Lighting

DATE: LOCATION:
TYPE: PROJECT:
CATALOG #:

AIRO Micro Strike

AREA/SITE/ROAD LIGHTER

ELECTRICAL DATA (CONT'D)

Family	Nominal Wattage	Input Voltage (Volts)	Current (AMPS)	System Power (Watts)
AIRO (ASL2)	145	120	1.19	143.0
		208	0.69	
		240	0.60	
		277	0.52	
		347	0.41	
		480	0.30	
	170	120	1.40	168.0
		208	0.81	
		240	0.70	
		277	0.61	
		347	0.48	
		480	0.35	
	185	120	1.54	185.0
		208	0.89	
		240	0.77	
		277	0.67	
		347	0.53	
		480	0.39	
	210	120	1.75	210.0
		208	1.01	
		240	0.88	
		277	0.76	
		347	0.61	
		480	0.44	
	235	120	1.96	235.0
		208	1.13	
		240	0.98	
		277	0.85	
		347	0.68	
		480	0.49	
	255	120	2.18	261.2
		208	1.26	
		240	1.09	
		277	0.94	
		347	0.75	
		480	0.54	

© 2021 Hubbell Outdoor Lighting, a division of Hubbell Lighting, Inc. Specifications subject to change without notice.
701 Millennium Blvd • Greenville, SC 29607 / Tel 864.678.1000 / Website www.hubbelloutdoor.com

HUBBELL Lighting

HUBBELL Outdoor Lighting

DATE: LOCATION:

TYPE: PROJECT:

CATALOG #:

AIRO Micro Strike

AREA/SITE/ROAD LIGHTER

PROJECTED LUMEN MAINTENANCE

Ambient Temperature	OPERATING HOURS					
	0	25,000	TM-21-11[1] L96 60,000	50,000	100,000	L70 (Hours)
25°C / 77°F	1.00	0.97	0.96	0.95	0.91	408,000
40°C / 104°F	0.99	0.96	0.95	0.94	0.89	356,000

1. Projected per IESNA TM-21-11 (* Cree XP-L, 2100mA, 105°C Ts, 6,000hrs)

LUMINAIRE AMBIENT TEMPERATURE FACTOR (LATF)

Ambient Temperature		Lumen Multiplier
0° C	32° F	1.06
10° C	50° F	1.03
20° C	68° F	1.01
25° C	77° F	1.00
30° C	86° F	0.99
40° C	104° F	0.97
50° C	122° F	0.94

Use these factors to determine relative lumen output for average ambient temperatures from 0-40°C (32-104°F).

DIMENSIONS

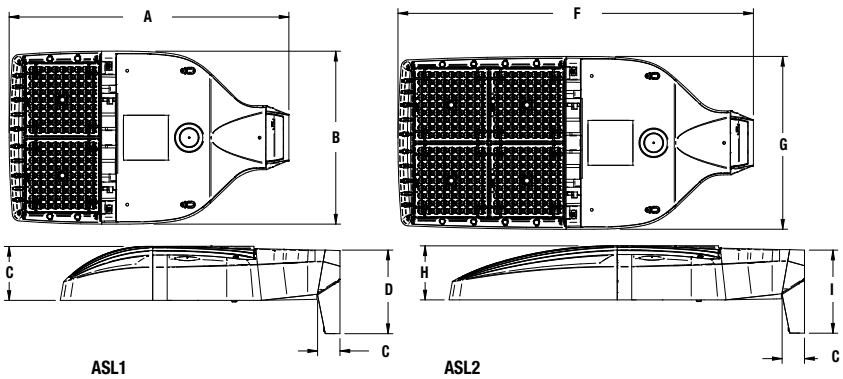

	Weight
ASL1	14.47 lbs (6.56 kgs)
ASL2	17.47 lbs (7.92 kgs)

A	B	C	D	E	F	G	H	I	ASL1 EPA@0°	ASL2 EPA@0°	ASL1 w/ HSS	ASL2 w/ HSS
18.9"	11.7"	3.7"	5.65"	1.5"	24.0"	11.7"	3.7"	5.62"	.46 ft.^{2}	.56 ft.^{2}	.73 ft.^{2}	1.01 ft.^{2}
480mm	297mm	94mm	144mm	38mm	610mm	297mm	94mm	143mm	.14 m^2	.17 m^2	.22 m^2	.31 m^2

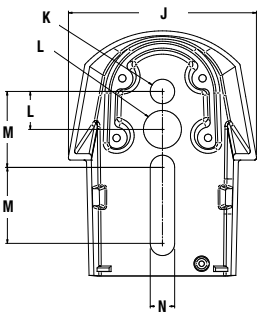

J	K	L	M	N
4.33"	.562"	.875"	1.75"	.562"
480mm	297mm	94mm	610mm	297mm

PHOTOMETRY

The following diagrams represent the general distribution options offered for this product. For detailed information on specific product configurations, see website photometric test reports.

Type II

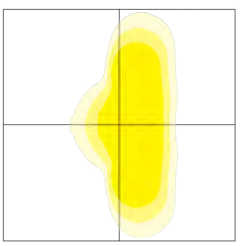

Type III

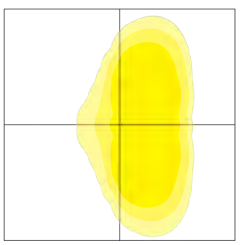

Type IV

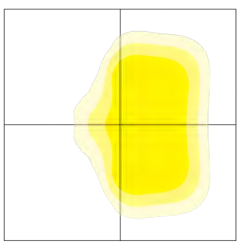

Type V

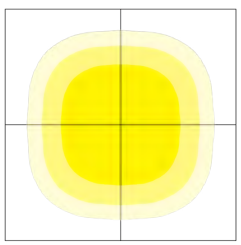

© 2021 Hubbell Outdoor Lighting, a division of Hubbell Lighting, Inc. Specifications subject to change without notice.
701 Millennium Blvd • Greenville, SC 29607 / Tel 864.678.1000 / Website www.hubbelloutdoor.com

HUBBELL Lighting

HUBBELL Outdoor Lighting

DATE: | LOCATION:
TYPE: | PROJECT:
CATALOG #:

AIRO Micro Strike

AREA/SITE/ROAD LIGHTER

ADDITIONAL INFORMATION (CONT'D)

OCCUPANCY SENSOR

- Individual fixture control
- Dims product when space is not occupied

7-PIN RECEPTACLE

- Compatible with 3-pin, 5-pin or 7-pin photocontrols
- Turns fixture on when sun sets, off when sun rises
- Wireless networked solution
- For use with a variety of control platforms

*Additional accessories required.

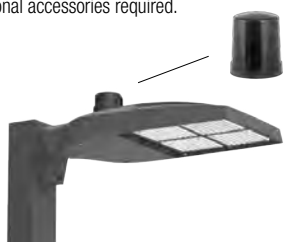

NX

NX DISTRIBUTED™ INTELLIGENCE

Hubbell Controls Solutions' NX Distributed Intelligence™ platform delivers a lighting control solution capable of seamlessly connecting exterior and interior applications.

- Standalone or networked fixture control
- Astronomical time schedules
- BACnet building networking
- Connects with indoor wired, wireless or hybrid networks
- Wireless setup via app
- Occupancy Sensor option dims product when space is not occupied

SITESYNC LIGHTING CONTROL

SiteSync Lighting Control

SiteSync Lighting Control delivers flexible control strategies for reducing power consumption and minimizing maintenance costs while delivering the right light levels with a simple and affordable wireless solution.

- Pre-commissioning options available
- Standalone or networked fixture control
- Astronomical time schedules
- Occupancy Sensor option dims product when space is not occupied

© 2021 Hubbell Outdoor Lighting, a division of Hubbell Lighting, Inc. Specifications subject to change without notice.
701 Millennium Blvd • Greenville, SC 29607 / Tel 864.678.1000 / Website www.hubbelloutdoor.com

HUBBELL Lighting

HUBBELL Outdoor Lighting

AIRO Micro Strike

AREA/SITE/ROAD LIGHTER

ADDITIONAL INFORMATION (CONT'D)

PROGRAMMED CONTROLS

ADD-AutoDim Timer Based Options

- Light delay options from 1-9 hours after the light is turned on to dim the light by 10-100%. To return the luminaire to its original light level there are dim return options from 1-9 hours after the light has been dimmed previously.

EX: ADD-6-5-R6

ADD Control Options	Configurations Choices	Example Choice Picked
Auto-Dim Options	1-9 Hours	6
Auto-Dim Brightness	0-9% Brightness	5
Auto-Dim Return	Delay 0-9 Hours	R6

ADT-AutoDim Time of Day Based Option

- Light delay options from 1AM-9PM after the light is turned on to dim the light by 10-100%. To return the luminaire to its original light level there are dim return options from 1AM-9PM after the light has been dimmed previously.

EX: ADT-6-5-R6

ADD Control Options	Configurations Choices	Example Choice Picked
Auto-Dim Options	12-3 AM and 6-11 PM	6
Auto-Dim Brightness	0-9% Brightness	5
Auto-Dim Return	12-6 AM and 9-11P	R6

MOUNTING



Arm Mount – Fixture ships with integral arm for ease of installation. Compatible with Hubbell Outdoor S2 drill pattern.



MAF – Fits 2-3/8" OD arms Roadway applications.

Wall Mount – Wall mount bracket designed for building mount applications.

© 2021 Hubbell Outdoor Lighting, a division of Hubbell Lighting, Inc. Specifications subject to change without notice.
701 Millennium Blvd • Greenville, SC 29607 / Tel 864.678.1000 / Website www.hubbelloutdoor.com

HUBBELL Lighting

HUBBELL Outdoor Lighting

DATE: LOCATION:
TYPE: PROJECT:
CATALOG #:

AIRO Micro Strike

AREA/SITE/ROAD LIGHTER

ADDITIONAL INFORMATION (CONT'D)

MOUNTING (CONT'D)

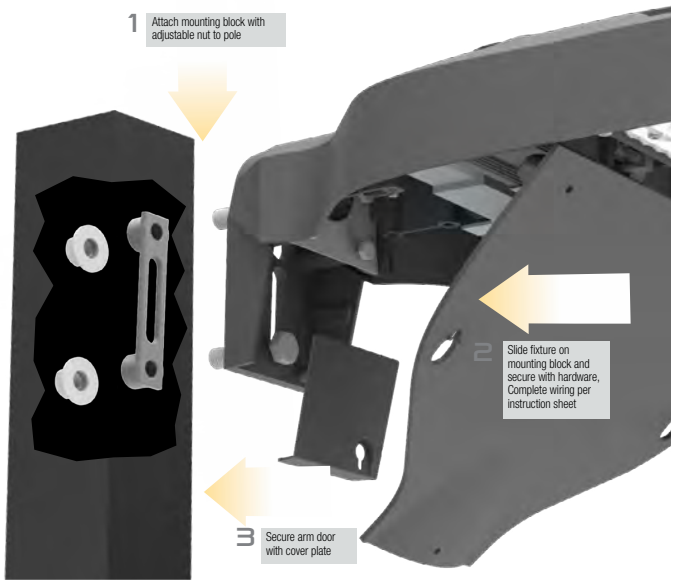

Universal Mount – Universal mounting block for ease of installation. Compatible with drill patterns from 2.5" to 4.5"

ACCESSORY



ROUND POLE ADAPTER

WB-AREA-XX

SPOKE BRACKET (single arm shown) Horizontal round arm tenon adapters for use with MAF mounting type or accessory kit. Reference SH Spoke Pole Top Brackets for ordering information.

© 2021 Hubbell Outdoor Lighting, a division of Hubbell Lighting, Inc. Specifications subject to change without notice.
701 Millennium Blvd • Greenville, SC 29607 / Tel 864.678.1000 / Website www.hubbelloutdoor.com

HUBBELL Lighting

HUBBELL Outdoor Lighting

DATE: LOCATION:
TYPE: PROJECT:
CATALOG #:

AIRO Micro Strike

AREA/SITE/ROAD LIGHTER

ADDITIONAL INFORMATION (CONT'D)

CONFIGURATIONS

ASLx HSS-90-B-xx

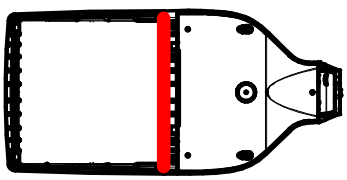

ASLx HSS-270-BSS-xx

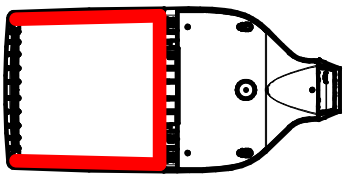

ASLx HSS-360-xx

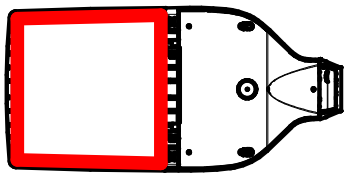

ASLx HSS-90-F-xx

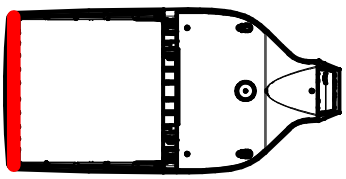

ASLx HSS-270-FSS-xx

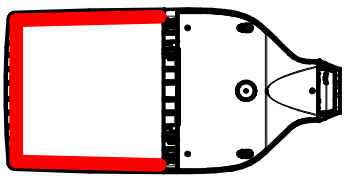

ASLx HSS-90-S-xx

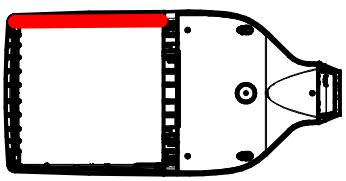

ASLx HSS-270-FSB-xx

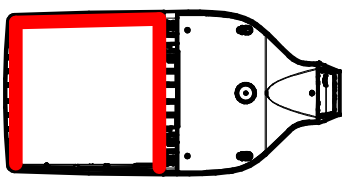

ASLx HSS-90-S-xx

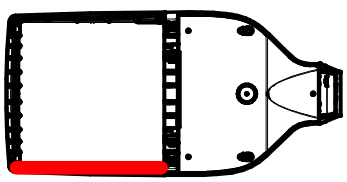

ASLx HSS-270-FSB-xx

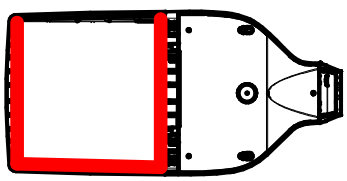

USE OF TRADEMARKS AND TRADE NAMES

All product and company names, logos and product identifies are trademarks ™ or registered trademarks ® of Hubbell Lighting, Inc. or their respective owners. Use of them does not necessarily imply any affiliation with or endorsement by such respective owners.

© 2021 Hubbell Outdoor Lighting, a division of Hubbell Lighting, Inc. Specifications subject to change without notice.
701 Millennium Blvd • Greenville, SC 29607 / Tel 864.678.1000 / Website www.hubbelloutdoor.com

HUBBELL Lighting

HUBBELL Outdoor Lighting

DATE:	LOCATION:
TYPE:	PROJECT:
CATALOG #:	

RESET

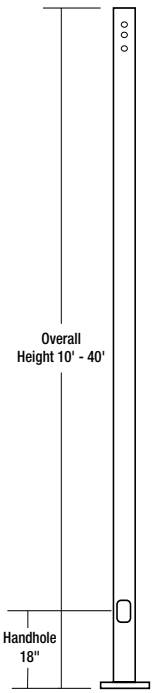

APPLICATIONS

Lighting installations for side and top mounting of luminaires with effective projected area (EPA) not exceeding maximum allowable loading of the specified pole in its installed geographic location

CONSTRUCTION

- Shaft: One-piece straight steel with square cross section, flat sides and minimum 0.23” radius on all corners; Minimum yield of 46,000 psi (ASTM-A500, Grade B); Longitudinal weld seam to appear flush with shaft side wall; Steel base plate with axial bolt circle slots welded to pole shaft having minimum yield of 36,000 psi (ASTM A36)
- base cover: Two-piece square aluminum base cover included standard
- pole cap: Pole shaft supplied with removable cover when applicable; Tenon and post-top configurations also available
- hand hole: Rectangular 3x5 steel hand hole frame (2.38” x 4.38” opening); Mounting provisions for grounding lug located behind gasketed cover
- anchor bolts: Four galvanized anchor bolts provided per pole with minimum yield of 55,000 psi (ASTM F1554). Galvanized hardware with two washers and two nuts per bolt for leveling
- Anchor bolt part numbers:

  3/4 x 30 x 3 — TAB-30-M38

  1 x 36 x 4 — TAB-36-M38

FINISH

- Durable thermoset polyester powder coat paint finish with nominal 3.0 mil thickness
- Powder paint prime applied over “white metal” steel substrate cleaned via mechanical shot blast method
- Decorative finish coat available in multiple standard colors; Custom colors available; RAL number preferable

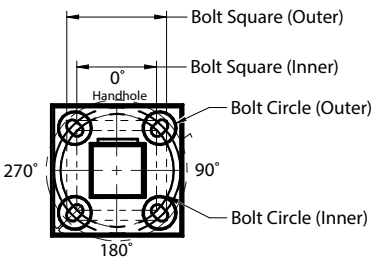

WAREHOUSE ‘STOCKED’ POLES:

- SSSH-20-40-STK and SSSH-25-40-STK
- The above catalog numbers use a combination of the S2 and B3 drill pattern

POLE CAP

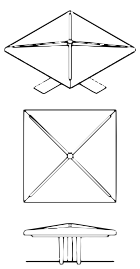

TENON

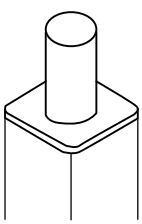

BASE COVER

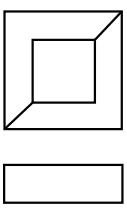

BASE DETAIL

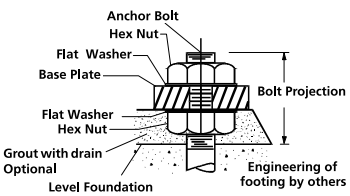

© 2022 HUBBELL OUTDOOR LIGHTING, All Rights Reserved • For more information visit our website: www.hubbelloutdoor.com • Printed in USA ss s-H poles-JAN 01/2022

HUBBELL Outdoor Lighting

HUBBELL Outdoor Lighting

DATE: LOCATION:

TYPE: PROJECT:

CATALOG #:

RESET

ORDERING GUIDE

Example: SSS–H–25–40–A/B/C–2L-S2-DBT-UL

CATALOG #

Series	Height	Shaft	Thickness	Mounting
SSS-H Square Straight Steel Pole Hubbell Outdoor	Reference page 2 Ordering matrix	Reference page 2 Ordering matrix	Reference page 3 Ordering matrix	**1** Single arm mount **2** Two fixtures at 180˚ **2L** Two fixtures at 90˚ **3T** Three fixtures at 90˚ **4** Four fixtures at 90˚ **TA** Tenon (2.38" OD x 4" Tall) **TB** Tenon (2.88" OD x 4" Tall) **TC** Tenon (3.5" OD x 6" Tall) **TR**[1] Removable Tenon (2.38" x 4") **OT** Open Top (includes pole cap)

Finish

BLT	Black Matte Textured
BLS	Black Gloss Smooth
DBT	Dark Bronze Matte Textured
DBS	Dark Bronze Gloss Smooth
GTT	Graphite Matte Textured
LGS	Light Grey Gloss Smooth
PSS	Platinum Silver Smooth
WHT	White Matte Textured
WHS	White Gloss Smooth
VGT	Verde Green Textured

Color Option

CC	Custom Colors

Drill Pattern

B3	2 bolt (2-1/2" spacing), Ratio
S2	2 bolt (3-1/2" spacing)

Options

GFI[2]	20 Amp GFCI Receptacle and Cover
EHH[2]	Extra Handhole
C05[2]	.5" Coupling
C07[2]	.75" Coupling
C20[2]	2" Coupling
MPB[2]	Mid-pole Luminaire Bracket
VM2	2nd mode vibration damper
LAB	Less Anchor Bolts
UL	UL Certified

MOUNTING ORIENTATION

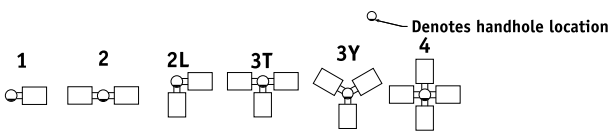

ACCESSORIES- ORDER SEPARATELY

CATALOG NUMBER	DESCRIPTION
VM1[3]	1st mode vibration damper
VM2SXX*	2nd mode vibration damper

* XX = 08 for 8', 12 for 12', 15 for 16', 20 for 20', and 24' for 24'

Notes:
1 Removable tenon used in conjunction with side arm mounting. First specify desired arm
2 Specify option location using logic found on page 1 (Option Orientation)
3 VM1 recommended on poles 20' and taller with EPA of less than 1.

© 2022 HUBBELL OUTDOOR LIGHTING, All Rights Reserved • For more information visit our website: www.hubbelloutdoor.com • Printed in USA ss s-H poles-JAN 01/2022

HUBBELL Outdoor Lighting

HUBBELL Outdoor Lighting

DATE: LOCATION:

TYPE: PROJECT:

CATALOG #:

RESET

ORDERING GUIDE (CONTINUED)

Catalog Number	Height		Nominal Shaft Dimensions	Wall Thickness	Bolt Circle (suggested)	Bolt Circle (range)	Bolt Square (range)	Base Plate Square	Anchor bolt size	Bolt Projection	Pole weight
	Feet	Meters									
SSS-H-10-40-A-XX-XX	10	3.0	4” square	0.125”	9”	8”-10”	5.66”-7.07”	9”	3/4”x30”x3”	3.5	77
SSS-H-12-40-A-XX-XX	12	3.7	4” square	0.125”	9”	8”-10”	5.66”-7.07”	9”	3/4”x30”x3”	3.5	90
SSS-H-14-40-A-XX-XX	14	4.3	4” square	0.125”	9”	8”-10”	5.66”-7.07”	9”	3/4”x30”x3”	3.5	103
SSS-H-16-40-A-XX-XX	16	4.9	4” square	0.125”	9”	8”-10”	5.66”-7.07”	9”	3/4”x30”x3”	3.5	116
SSS-H-18-40-A-XX-XX	18	5.5	4” square	0.125”	9”	8”-10”	5.66”-7.07”	9”	3/4”x30”x3”	3.5	129
SSS-H-20-40-A-XX-XX	20	6.1	4” square	0.125”	9”	8”-10”	5.66”-7.07”	9”	3/4”x30”x3”	3.5	142
SSS-H-25-40-A-XX-XX	25	7.6	4” square	0.125”	9”	8”-10”	5.66”-7.07”	9”	3/4”x30”x3”	3.5	175
SSS-H-14-40-B-XX-XX	14	4.3	4” square	.188”	11”	10”-12”	7.07”-8.48”	10.50”	3/4”x30”x3”	3.5	152
SSS-H-16-40-B-XX-XX	16	4.9	4” square	.188”	11”	10”-12”	7.07”-8.48”	10.50”	3/4”x30”x3”	3.5	171
SSS-H-18-40-B-XX-XX	18	5.5	4” square	.188”	11”	10”-12”	7.07”-8.48”	10.50”	3/4”x30”x3”	3.5	190
SSS-H-20-40-B-XX-XX	20	6.1	4” square	.188”	11”	10”-12”	7.07”-8.48”	10.50”	3/4”x30”x3”	3.5	209
SSS-H-25-40-B-XX-XX	25	7.6	4” square	.188”	11”	10”-12”	7.07”-8.48”	10.50”	3/4”x30”x3”	3.5	257
SSS-H-30-40-B-XX-XX	30	9.1	4” square	.188”	11”	10”-12”	7.07”-8.48”	10.50”	3/4”x30”x3”	3.5	304
SSS-H-16-50-B-XX-XX	16	4.9	5” square	.188”	11”	10.25”-13.25”	7.25”-9.37”	11.50”	1”x36”x4”	4.5	219
SSS-H-18-50-B-XX-XX	18	5.5	5” square	.188”	11”	10.25”-13.25”	7.25”-9.37”	11.50”	1”x36”x4”	4.5	243
SSS-H-20-50-B-XX-XX	20	6.1	5” square	.188”	11”	10.25”-13.25”	7.25”-9.37”	11.50”	1”x36”x4”	4.5	267
SSS-H-25-50-B-XX-XX	25	7.6	5” square	.188”	11”	10.25”-13.25”	7.25”-9.37”	11.50”	1”x36”x4”	4.5	327
SSS-H-30-50-B-XX-XX	30	9.1	5” square	.188”	11”	10.25”-13.25”	7.25”-9.37”	11.50”	1”x36”x4”	4.5	387
SSS-H-25-50-C-XX-XX	25	7.6	5” square	.25”	11”	10.25”-13.25”	7.25”-9.37”	11.50”	1”x36”x4”	4.5	427
SSS-H-30-50-C-XX-XX	30	9.1	5” square	.25”	11”	10.25”-13.25”	7.25”-9.37”	11.50”	1”x36”x4”	4.5	507
SSS-H-20-60-B-XX-XX	20	6.1	6” square	.188”	12”	11.00”-13.25”	7.81”-9.37”	12.25”	1”x36”x4”	5.0	329
SSS-H-25-60-B-XX-XX	25	7.6	6” square	.188”	12”	11.00”-13.25”	7.81”-9.37”	12.25”	1”x36”x4”	5.0	404
SSS-H-30-60-B-XX-XX	30	9.1	6” square	.188”	12”	11.00”-13.25”	7.81”-9.37”	12.25”	1”x36”x4”	5.0	479
SSS-H-35-60-B-XX-XX	35	10.7	6” square	.188”	12”	11.00”-13.25”	7.81”-9.37”	12.25”	1”x36”x4”	5.0	554
SSS-H-40-60-B-XX-XX	40	12.2	6” square	.188”	12”	11.00”-13.25”	7.81”-9.37”	12.25”	1”x36”x4”	5.0	629

Notes:
1 Factory supplied template must be used when setting anchor bolts. Hubbell Lighting will deny any claim for incorrect anchorage placement resulting from failure to use factory supplied template and anchor bolts.

EHH EXTRA HANDHOLE

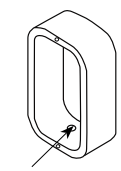

C05 - C07 - C20 - COUPLING

VM1 - VIBRATION DAMPER 1ST MODE

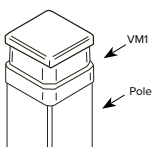

Field Installed Pole Top damper designed to reduce pole top deflection or sway. VM1 is recommended for pole systems 20' and taller with a total EPA of 1.0 or less.

VM2 - VIBRATION DAMPER 2ND MODE

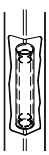

Factory installed, internal damper designed to alter pole resonance to reduce movement and material fatigue caused by 2nd mode vibration.

VM2SXX - VIBRATION DAMPER 2ND MODE

VM2S08 – 8'
VM2S12 – 12'
VM2S16 – 16'
VM2S20 – 20'
VM2S24 – 24'

Field installed, internal damper designed to alter pole resonance to reduce movement and material fatigue caused by 2nd mode vibration.

GFI – 20 AMP GFCI RECEPTACLE & COVER

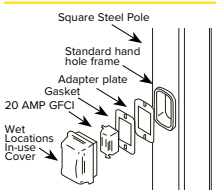

MPB - MID POLE BRACKET

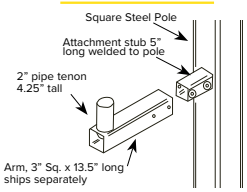

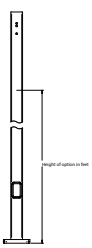

OPTION ORIENTATION

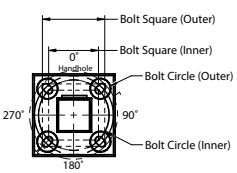

Follow the logic below when ordering location specific options. For each option, include its orientation (in degrees) and its height (in feet). Example: Option C07 should be ordered as: SSS-H-20-40-A-TA-DBT-CO7-0-15 (.5” coupling on the handhole/arm side of pole, 15 feet up from the pole base) 1' spacing required between option. Consult factory for other configurations.

© 2022 HUBBELL OUTDOOR LIGHTING, All Rights Reserved • For more information visit our website: www.hubbelloutdoor.com • Printed in USA ss s-H poles-JAN 01/2022

HUBBELL Outdoor Lighting

Submitted by Lighting Dynamics, Inc.

Lighting Dynamics, Inc. EST. 1996

Job Name:
K-Town
Architect: UnknownArch
Engineer: Unknown Engineer

Catalog Number:
SSSH16-40A-1-B3-DBT-UL

Notes:

Type:
SB

LDI22-538182

HUBBELL Outdoor Lighting

DATE: LOCATION:

TYPE: PROJECT:

CATALOG #:

RESET

ASCE7-05 WIND MAP

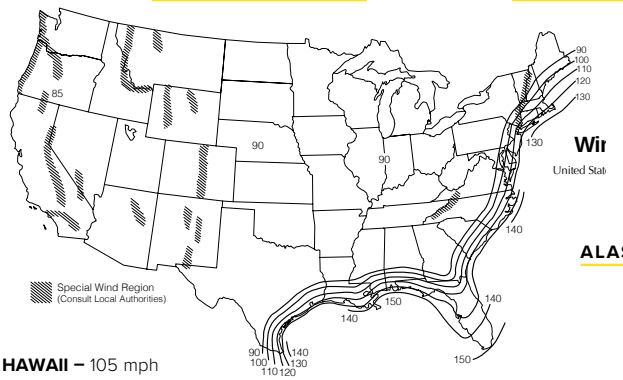

HAWAII – 105 mph

PUERTO RICO – 145 mph

FLORIDA REGION WIND MAP

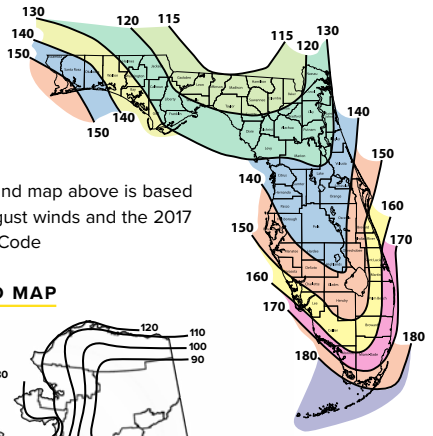

- Florida region wind map above is based upon 3-second gust winds and the 2017 Florida Building Code

ALASKA REGION WIND MAP

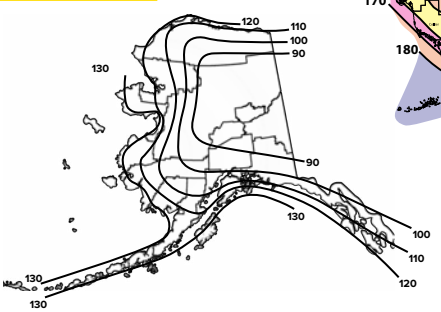

ASCE 7-05 wind map EPA Load Rating - 3 second gust wind speeds (Use for all locations except Florida)										
Catalog Number	85	90	100	105	110	120	130	140	145	150
SSS-H-10-40-A	25.0	25.0	25.0	22.8	20.6	17.0	14.2	11.9	11.0	10.1
SSS-H-12-40-A	25.0	25.0	20.0	18.0	16.1	13.2	10.8	8.9	8.1	7.4
SSS-H-14-40-A	23.1	20.4	16.1	14.3	12.8	10.2	8.2	6.6	5.9	5.3
SSS-H-16-40-A	19.0	16.7	13.0	11.5	10.1	7.9	6.2	4.7	4.1	3.6
SSS-H-18-40-A	15.6	13.6	10.0	9.0	7.8	5.9	4.4	3.1	2.6	2.1
SSS-H-20-40-A	12.7	10.9	7.9	6.9	5.9	4.2	2.8	1.7	1.3	0.9
SSS-H-25-40-A	7.3	5.9	3.8	2.9	2.1	0.8	NR	NR	NR	NR
SSS-H-14-40-B	25.0	25.0	23.3	20.8	18.6	15.1	12.3	10.2	9.2	8.4
SSS-H-16-40-B	25.0	24.9	19.4	17.3	15.4	12.3	9.9	8.0	7.2	6.4
SSS-H-18-40-B	24.0	20.8	16.1	14.2	12.5	9.8	7.7	6.1	5.3	4.7
SSS-H-20-40-B	20.2	17.5	13.2	11.6	10.1	7.7	5.9	4.4	3.8	3.2
SSS-H-25-40-B	12.8	11.0	7.9	6.7	5.5	3.7	2.3	1.2	0.7	NR
SSS-H-30-40-B	8.0	6.6	4.1	3.1	2.2	0.8	NR	NR	NR	NR
SSS-H-16-50-B	25.0	25.0	25.0	25.0	24.8	20.1	16.5	13.6	12.3	11.2
SSS-H-18-50-B	25.0	25.0	25.0	22.9	20.4	16.4	13.2	10.7	9.6	8.6
SSS-H-20-50-B	25.0	25.0	21.3	18.9	16.7	13.2	10.4	8.1	7.2	6.3
SSS-H-25-50-B	20.7	17.8	13.3	11.5	9.8	7.2	5.0	3.3	2.6	1.9
SSS-H-30-50-B	13.5	11.3	7.7	6.2	4.9	2.8	1.1	NR	NR	NR
SSS-H-25-50-C	25.0	25.0	19.4	17.1	15.1	11.7	9.0	6.9	6.0	5.1
SSS-H-30-50-C	20.1	17.3	12.7	10.9	9.3	6.6	4.5	2.8	2.1	1.4
SSS-H-20-60-B	25.0	25.0	25.0	25.0	25.0	20.2	16.1	12.9	11.5	10.3
SSS-H-25-60-B	25.0	25.0	20.6	18.0	15.6	11.8	8.7	6.2	5.2	4.2
SSS-H-30-60-B	21.4	18.1	12.9	10.7	8.8	5.7	3.3	1.3	NR	NR
SSS-H-35-60-B	14.0	11.3	6.9	5.2	3.6	1.0	NR	NR	NR	NR
SSS-H-40-60-B	8.1	5.8	2.2	NR	NR	NR	NR	NR	NR	NR

Florida Building Code 2017 EPA Load Rating - 3 second gust wind speeds (Use for Florida only)								
Catalog Number	115	120	130	140	150	160	170	180
SSS-H-10-40-A	25.0	25.0	25.0	25.0	21.4	18.4	15.9	13.9
SSS-H-12-40-A	25.0	25.0	23.6	19.8	16.7	14.2	12.1	10.4
SSS-H-14-40-A	25.0	23.1	19.0	15.7	13.1	10.9	9.1	7.6
SSS-H-16-40-A	20.8	18.7	15.2	12.3	10.1	8.2	6.7	5.4
SSS-H-18-40-A	16.8	15.0	11.9	9.4	7.5	5.9	4.5	3.4
SSS-H-20-40-A	13.6	11.9	9.2	7.1	5.3	3.9	2.7	1.7
SSS-H-25-40-A	7.4	6.2	4.1	2.5	1.1	NR	NR	NR
SSS-H-14-40-B	25.0	23.6	19.4	16.1	13.4	11.2	9.4	7.8
SSS-H-16-40-B	21.4	19.2	15.6	12.7	10.4	8.5	6.9	5.6
SSS-H-18-40-B	17.2	15.4	12.2	9.7	7.7	6.1	4.7	3.6
SSS-H-20-40-B	13.9	12.3	9.5	7.3	5.5	4.1	2.9	1.9
SSS-H-25-40-B	7.7	6.4	4.3	2.6	1.3	NR	NR	NR
SSS-H-30-40-B	3.2	2.1	NR	NR	NR	NR	NR	NR
SSS-H-16-50-B	25.0	25.0	25.0	25.0	25.0	21.4	18.2	15.5
SSS-H-18-50-B	25.0	25.0	25.0	24.4	20.4	17.0	14.2	11.9
SSS-H-20-50-B	25.0	25.0	24.4	19.9	1 6.3	13.4	11.0	8.9
SSS-H-25-50-B	21.8	19.3	15.0	11.5	8.8	6.5	4.7	3.1
SSS-H-30-50-B	13.7	11.7	8.2	5.5	3.3	1.5	NR	NR
SSS-H-25-50-C	21.8	19.3	15.0	11.5	8.8	6.5	4.7	3.1
SSS-H-30-50-C	13.7	11.7	8.2	5.5	3.3	1.5	NR	NR
SSS-H-20-60-B	25.0	25.0	25.0	21.9	17.8	14.5	11.7	9.4
SSS-H-25-60-B	23.8	20.9	16.1	12.3	9.2	6.6	4.5	2.8
SSS-H-30-60-B	14.6	12.3	8.4	5.3	2.8	0.8	NR	NR
SSS-H-35-60-B	7.5	5.6	2.4	NR	NR	NR	NR	NR
SSS-H-40-60-B	1.8	NR	NR	NR	NR	NR	NR	NR

© 2022 HUBBELL OUTDOOR LIGHTING, All Rights Reserved • For more information visit our website: www.hubbelloutdoor.com • Printed in USA ss s-H poles-JAN 01/2022

HUBBELL Outdoor Lighting

HUBBELL Outdoor Lighting

DATE:	LOCATION:
TYPE:	PROJECT:
CATALOG #:	

RESET

Notes:

1 Allowable EPA, to determine max pole loading weight, multiply allowable EPA by 30 lbs.

2 The tables for allowable pole EPA are based on the ASCE 7-05 Wind Map or the Florida Region Wind Map for the 2010 Florida Building Code. The Wind Maps are intended only as a general guide and cannot be used in conjunction with other maps. Always consult local authorities to determine maximum wind velocities, gusting and unique wind conditions for each specific application

3 Allowable pole EPA for jobsite wind conditions must be equal to or greater than the total EPA for fixtures, arms, and accessories to be assembled to the pole. Responsibility lies with the specifier for correct pole selection. Installation of poles without luminaires or attachment of any unauthorized accessories to poles is discouraged and shall void the manufacturer's warranty

4 Wind speeds and listed EPAs are for ground mounted installations. Poles mounted on structures (such as bridges and buildings) must consider vibration and coefficient of height factors beyond this general guide; Consult local and federal standards

5 Wind Induced Vibration brought on by steady, unidirectional winds and other unpredictable aerodynamic forces are not included in wind velocity ratings. Consult Hubbell Lighting's Pole Vibration Application Guide for environmental risk factors and design considerations. https://hubbellcdn.com/ohwassets/HLI/outdoor/resources/literature/files/Pole_Wind_Induced_Flyer_HLOI0022.pdf

6 Extreme Wind Events like, Hurricanes, Typhoons, Cyclones, or Tornadoes may expose poles to flying debris, wind shear or other detrimental effects not included in wind velocity ratings

Due to our continued efforts to improve our products, product specifications are subject to change without notice.

© 2022 HUBBELL OUTDOOR LIGHTING, All Rights Reserved • For more information visit our website: www.hubbelloutdoor.com • Printed in USA ss s-H poles-JAN 01/2022

HUBBELL Outdoor Lighting

ALT.1

ALT. 2

[CANOPY WALL LIGHT]

LANFU _ LED Aluminum Waterproof Wall Lamp, Waterproof Outdoor Light 6W 100-277V 3000K Outdoor Wall Light Warm Light 2LEDS (Black-6W, Outdoor)

[CANOPY DOWN LIGHT]

[SIDE ROAD FLOOR LIGHT]

zuukole
_B09CY43KQ

MAC METAL: TEAK

MAC METAL: BLACK WALNUT

JAMES HARDIE IRON GRAY

[BRICK PAINT COLOR]

SW 7076
CYBERSPACE

UTILITY BRICK: THOMAS BRICK VINTAGE BLACK

[SIGN WALL LIGHTING IMAGE]

SCONCE LIGHTING IMAGE]

YAOWSZM
_ Outdoor Wall Sconce IP65 LED
Black Wall Lights 18W Long Strip Suitable

OUTDOOR PATIO IMAGE

[WALL LIGHTING]

LANFU _ LED Aluminum
Waterproof Outdoor Light 6W
100-277V 3000K Warm Light 2LEDS
(Black-6W, Outdoor)

[FOLDING DOOR IMAGE]
Wood color frame (teak)

K TOWN
12500 MADISON AVE.
LAKEWOOD, OH 44107

LS ARCHITECTS
22082 LORAIN ROAD
FAIRVIEW PARK, OHIO 44126
PHONE 216-403-9654 FAX: 440-716-8837

K TOWN
12500 MADISON AVE.
LAKEWOOD, OH 44107

LS ARCHITECTS
22082 LORAIN ROAD
FAIRVIEW PARK, OHIO 44126
PHONE: 216-403-9654 FAX: 440-716-8837

K TOWN
12500 MADISON AVE.
LAKEWOOD, OH 44107

LS ARCHITECTS
22082 LORAIN ROAD
FAIRVIEW PARK, OHIO 44126
PHONE 216-403-9654 FAX: 440-716-8837

K TOWN
12500 MADISON AVE.
LAKEWOOD, OH 44107

LS ARCHITECTS
22082 LORAIN ROAD
FAIRVIEW PARK, OHIO 44126
PHONE 216-403-9654 FAX: 440-716-8837

PLANNING COMMISSION

12650 Detroit Avenue ● 44107 ● (216) 529-6630 ● FAX (216) 529-5907
www.onelakewood.com

Application Cover Page

Docket No.: 12-33-22

Permit No.: PC22-000037

Applicant Name: LEON Sampat, LS Architects Inc.

Project Address: 12420 Madison Ave.

Project Name: K-Town Restaurant and Market

Proposal: Approval of accessory parking, pursuant to Section 1123.04(b) – Conditionally for outdoor dining, pursuant to Section 1129.13 – Supplemental regulations for an outdoor seasonal dining facility, Section 1161.03(t) – Outdoor/Seasonal dining Facility. Property is in a C2, Commercial – Retail district.

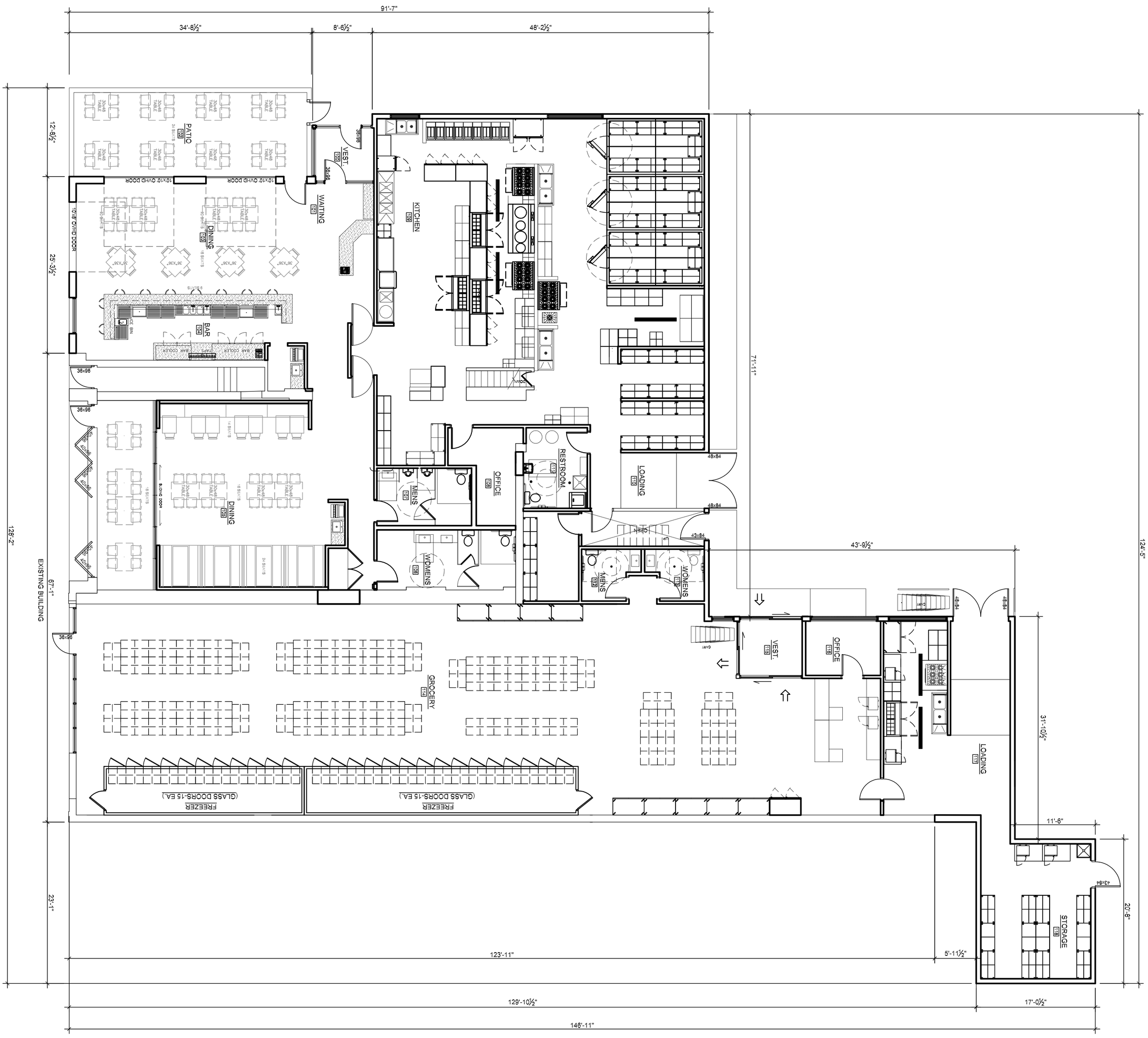

1 FLOOR PLAN
SCALE: 1/8" = 1'-0"
10,588 SQ. FT.

ALTERATIONS FOR:
K-TOWN
12500 MADISON AVE.
LAKEWOOD, OH

LEON S. SAMPAT
LICENSE# 13053
EXPIRATION DATE 12/31/2021

STATE OF OHIO
LEON S. SAMPAT 13053
REGISTERED ARCHITECT

LS ARCHITECTS
22082 LORAIN ROAD
FAIRVIEW PARK, OHIO 44126
PHONE 216-403-9654 FAX 440-716-8837

REV.	DATE

JOB NO: 20-230
DATE: 08.17.2022
ISSUE: REVIEW
SHEET: A1.1

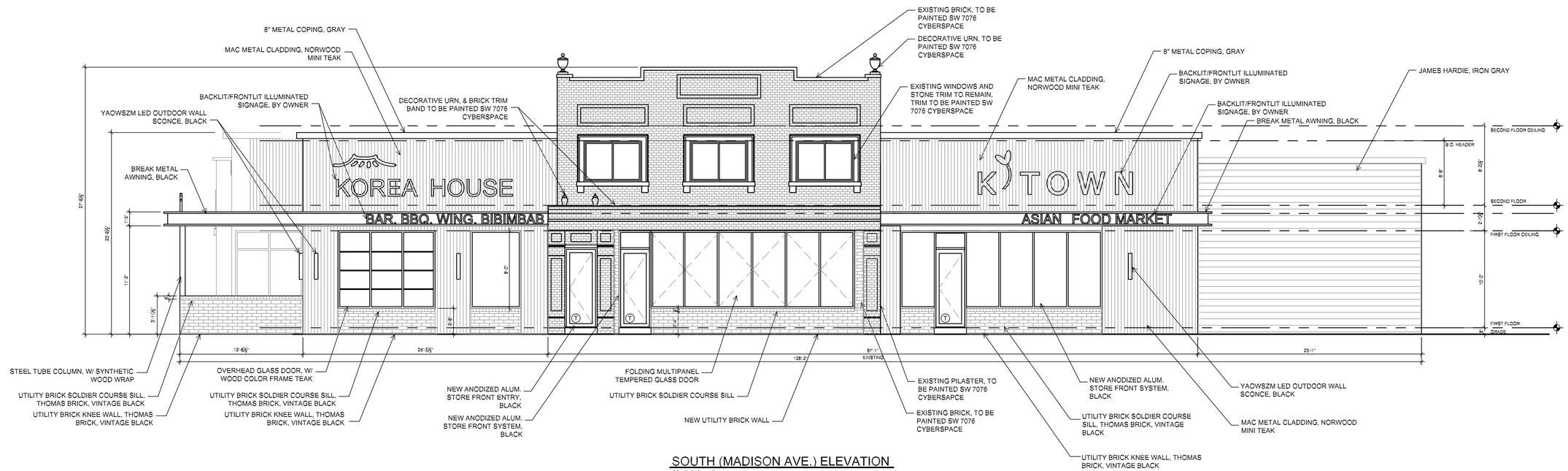

SOUTH (MADISON AVE.) ELEVATION

SCALE: 3/16" = 1'-0"



EAST ELEVATION

SCALE: 3/16" = 1'-0"

REV.	DATE

LS ARCHITECTS
22082 LORAIN ROAD
FAIRVIEW PARK, OHIO 44126
PHONE 216-403-9654 FAX 440-715-8837

STATE OF OHIO
LEON S. SAMPAT
13053
REGISTERED ARCHITECT

LEON S. SAMPAT
LICENSE# 13053
EXPIRATION DATE 12/31/2021

ALTERATIONS FOR:
K-TOWN
12500 MADISON AVE.
LAKEWOOD, OH

JOB NO: 20-230

DATE: 08.17.2022

ISSUE: REVIEW

SHEET:
A2.1

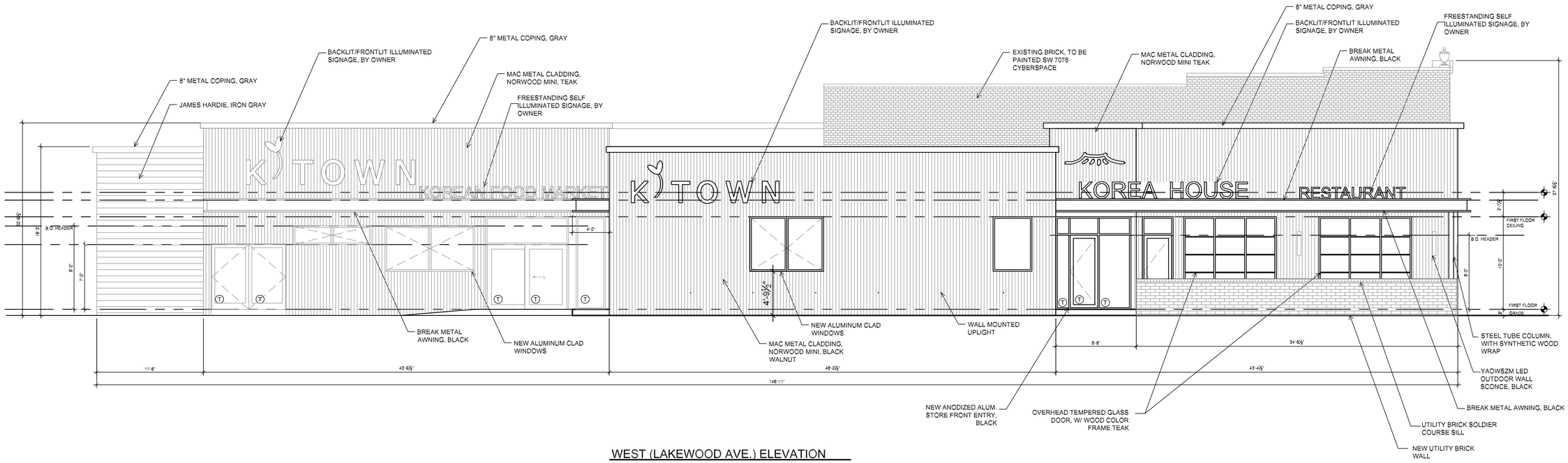

WEST (LAKEWOOD AVE.) ELEVATION

SCALE: 3/16" = 1'-0"

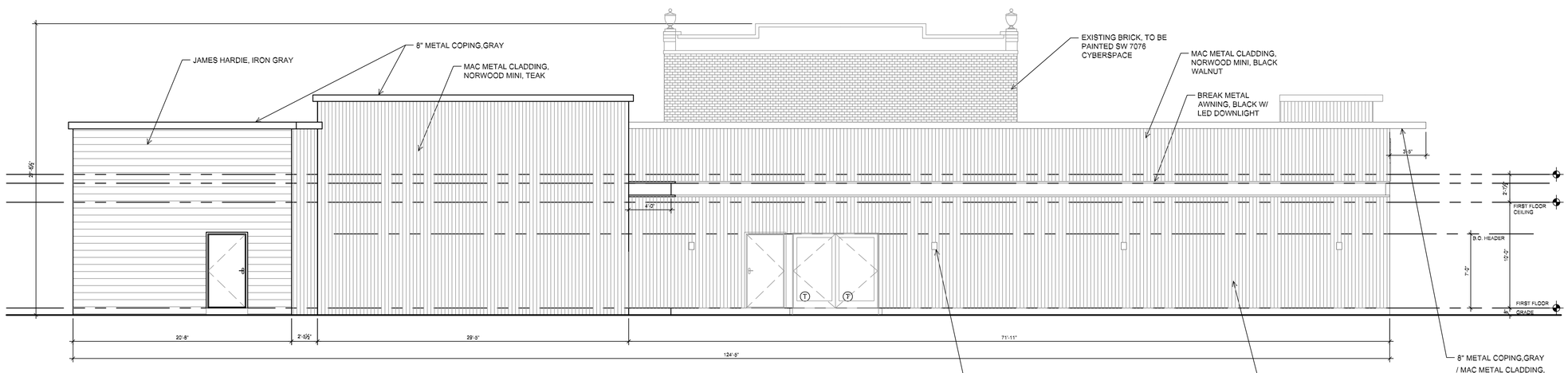

NORTH ELEVATION

SCALE: 3/16" = 1'-0"

REV.	DATE

LS ARCHITECTS
22082 LORAIN ROAD
FAIRVIEW PARK, OHIO 44126
PHONE 216-403-9654 FAX 440-715-8837

STATE OF OHIO
LEON S. SAMPAT
13053
REGISTERED
ARCHITECT

LEON S. SAMPAT
LICENSE# 13053
EXPIRATION DATE 12/31/2021

ALTERATIONS FOR:
K-TOWN
12500 MADISON AVE.
LAKEWOOD, OH

JOB NO:	20-230
DATE:	08.17.2022
ISSUE:	REVIEW
SHEET:	A2.2

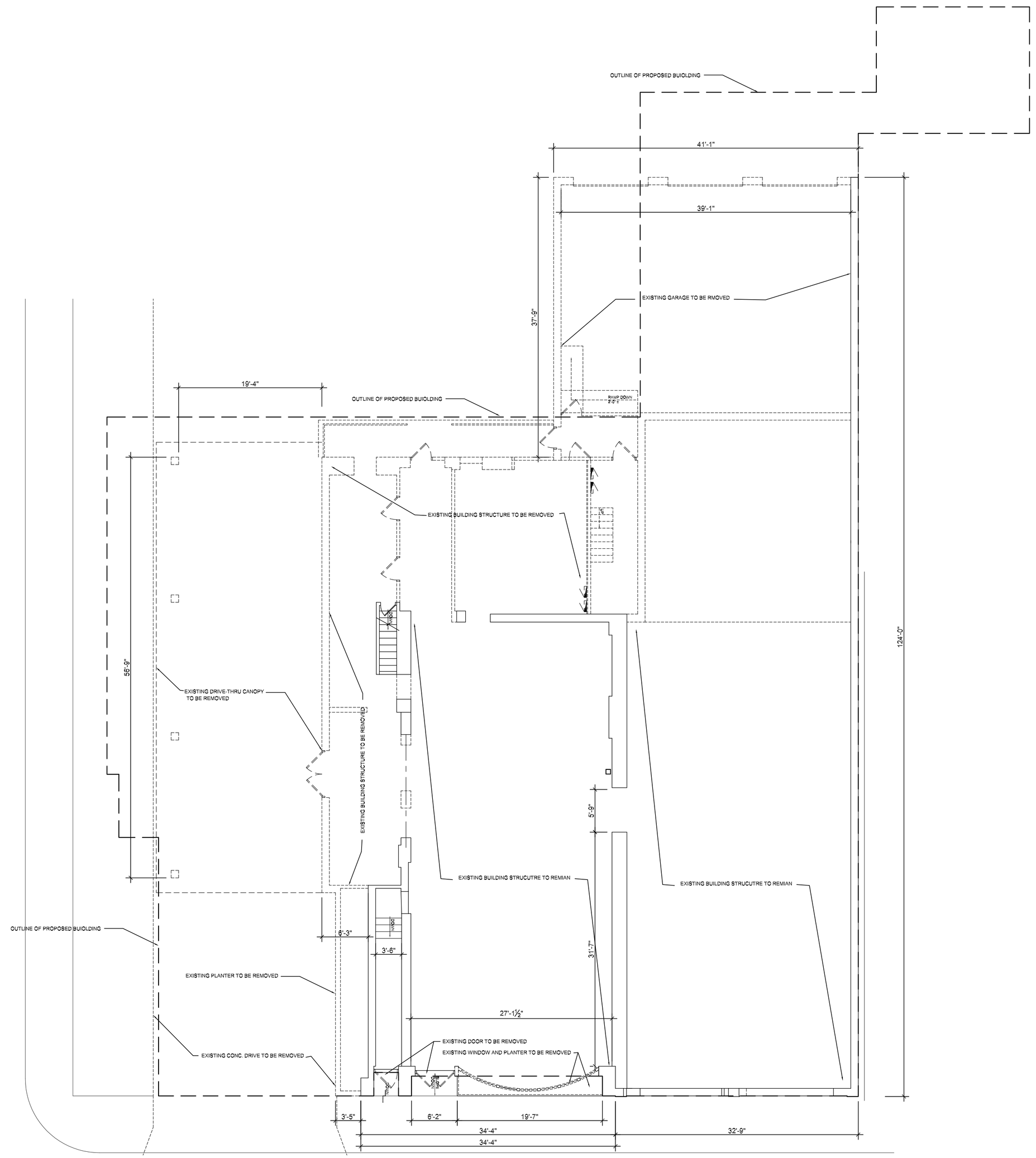

DEMOLITION PLAN

SCALE: 1/8" = 1'-0"

REV.	DATE

LS ARCHITECTS
22082 LORAIN ROAD
FAIRVIEW PARK, OHIO 44126
PHONE 216-403-9654 FAX 440-79-8837

STATE OF OHIO
LEON S. SAMPAT
13053
REGISTERED ARCHITECT

LEON S. SAMPAT
LICENSE# 13053
EXPIRATION DATE 12/31/2021

ALTERATIONS FOR:
K-TOWN
12500 MADISON AVE.
LAKEWOOD, OH

JOB NO: 20-230

DATE: 08.17.2022

ISSUE: REVIEW

SHEET:
D1.1

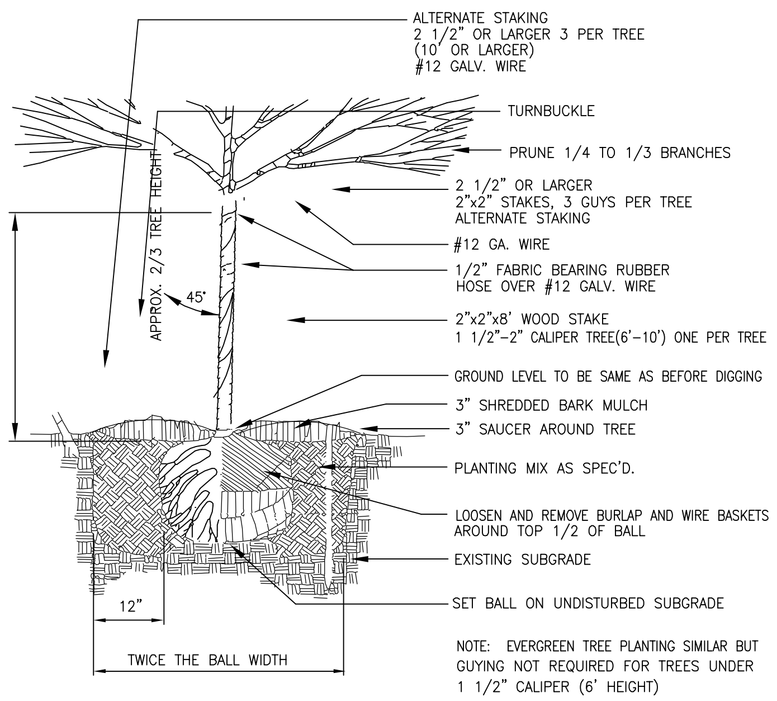

NOTE: EVERGREEN TREE PLANTING SIMILAR BUT GUYING NOT REQUIRED FOR TREES UNDER 1 1/2" CALIPER (6' HEIGHT)
REMOVE GUYING, TREE WRAP, ETC. AFTER ONE GROWING SEASON

TREE PLANTING DETAIL

NOT TO SCALE

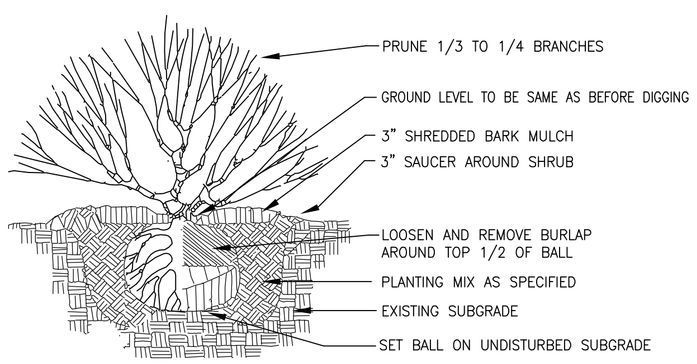

NOTE:
MULCH TO FORM CONTINUOUS SHRUB BEDS

SHRUB PLANTING DETAIL

NOT TO SCALE

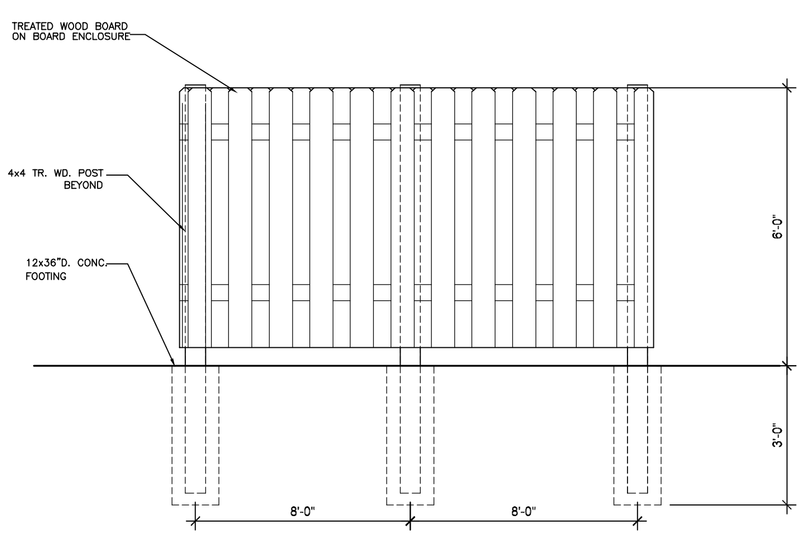

1 PRIVACY FENCE DETAIL
1/8

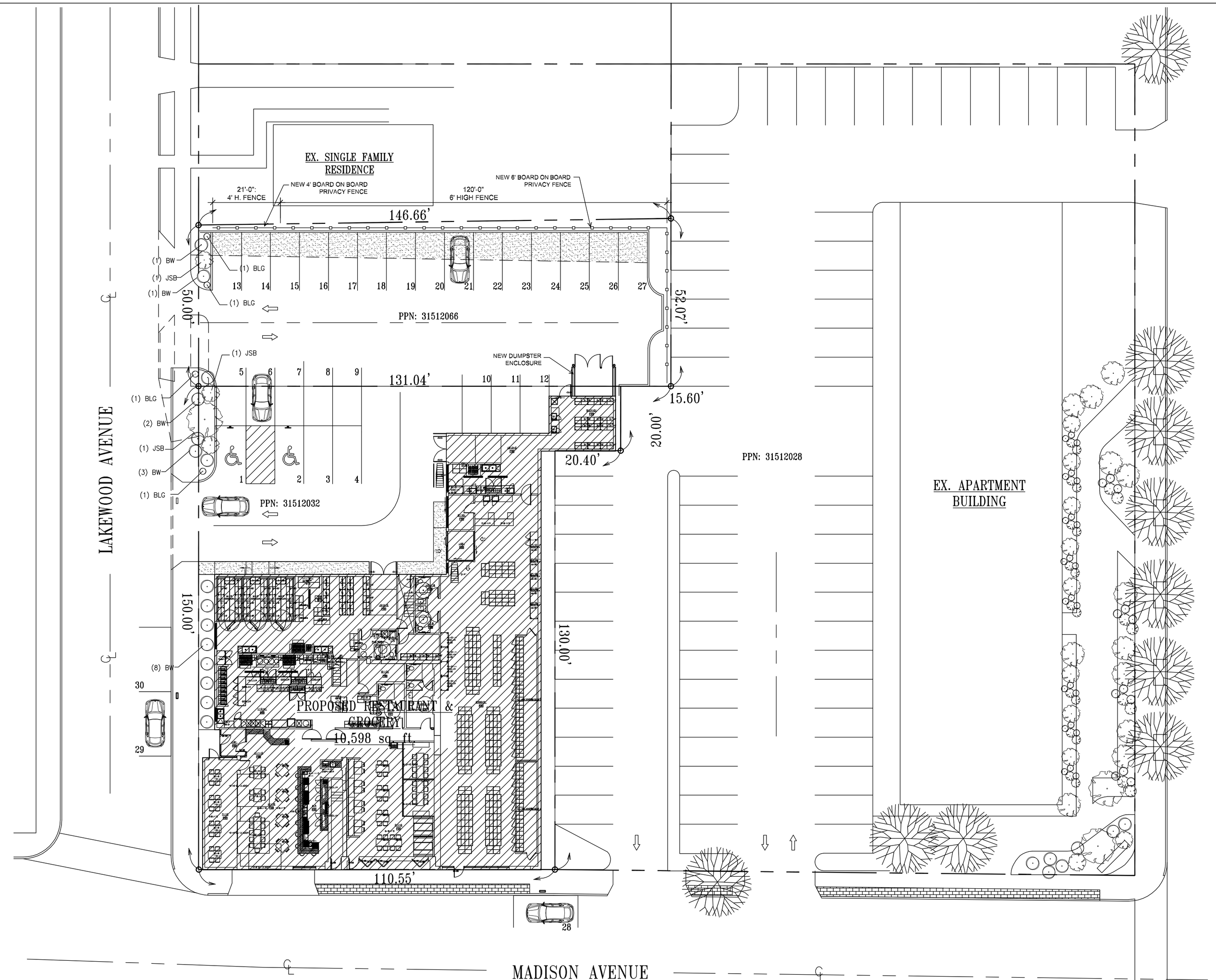

LANDSCAPING PLAN

SCALE: 1/16" = 1'-0"

LANDSCAPE SPECIFICATIONS

1. CONTRACTOR TO VERIFY UTILITY ROUTINGS AND COORDINATE THIS WORK WITH EXISTING UTILITY LOCATIONS. ADJUST PLANT MATERIAL ACCORDINGLY.
2. PROVIDE DOUBLE SHREDDED HARDWOOD BARK MULCH 3" DEEP MIN. AT ALL PLANTING BEDS. PROVIDE A MIN. 3' DIAMETER MULCH BED AROUND EACH INDIVIDUAL TREE UNLESS TREES ARE INCORPORATED IN A PLANTING BED.
3. ONCE FINAL GRADE IS ESTABLISHED, ALL PLANTING BEDS TO RECEIVE A MIN. 6" DEPTH OF SOIL MIX. SOIL MIX SHALL OF 50% SCREENED TOPSOIL, 25% SAND AND 25% LEAF HUMUS. ALL SEEDED AREAS TO RECEIVE A MINIMUM OF 2" OF CLEAN FINE GRADED TOPSOIL, FREE OF ALL ROCKS AND DELETERIOUS DEBRIS.
4. CONTRACTOR TO APPLY STARTER FERTILIZER (20-26-6) OR APPROVED SIMILAR FOR ALL LAWN AND PLANT MATERIAL.
5. CONTRACTOR TO SEED ALL DISTURBED AREAS. SEEDING TYPES AND PERCENTAGES ARE AS FOLLOWS:
SEED SCHEDULE (OR APPROVED SIMILAR)

SEED TYPE	PERCENTAGE
KENTUCKY BLUEGRASS	45%
PENNLAWN RED FESCUE	15%
PERENNIAL RYEGRASS	40%

6. MAINTENANCE OF LANDSCAPING / GROUND COVER REQUIRED :ALL GROUND COVER AND LANDSCAPING SHALL BE WELL MAINTAINED AND KEPT REASONABLY WEED FREE. DEAD OR DISEASED PLANT MATERIAL SHALL BE IMMEDIATELY REPLACED.
7. WARRANTY one-year warranty on all deciduous, evergreen and perennial plants, price installation appropriately for possible replacements.

PLANT LIST

KEY	QUAN.	BOTANICAL NAME	COMMON NAME	SIZE	WIDTH	COND.	NOTES
BLG	4	MORTON ARBORETUM	BLUE LYME GRASS	3'	2'-3'		
BW	15	BUXUS	GREEN VELVET BOXWOOD	24"-30"	24"-30"		
JSB	3	JUNIPERUS SABINA "BROADMOOR"	JUNIPER "BROADMOOR"	15"-20"	15"-20"		

BLUE LYME GRASS

GREEN VELVET BOXWOOD

JUNIPER "BROADMOOR"

REV.	DATE

LS ARCHITECTS
22062 LORAIN ROAD
FAIRVIEW PARK, OHIO 44126
PHONE 216-403-9654 FAX 440-716-8837

STATE OF OHIO
LEON S. SAMPAT
13053
REGISTERED ARCHITECT

LEON S. SAMPAT
LICENSE# 13053
EXPIRATION DATE 12/31/2021

ALTERATIONS FOR:
K-TOWN
12500 MADISON AVE.
LAKEWOOD, OH

JOB NO: 20-230
DATE: 08.17.2022
ISSUE: REVIEW
SHEET:
L1.1

CODE REVIEW

EXISTING SITE ZONED: C2 COMMERCIAL/RETAIL

PPN: 31512066 PROPOSED LOT AREA: .1718 ARCRES (7,484 SQ. FT.)
PPN: 31512032 PROPOSED LOT AREA: .3092 ARCRES (17,004 SQ. FT.)
PROPOSED REST./GROCERY BUILDING FIRST FLOOR: 10,887 SQ. FT.

PROPOSED LOT COVERAGE: 64%

MAX. BUILDING HEIGHT: 120'
FRONT YARD SETBACK: 5'–0" MAXIMUM
SIDE YARD: 0'–0" (UNLESS ADJACENT TO RESIDENTIAL) SETBACK: 5'–0" MIN
REAR YARD (ADJACENT TO RESIDENTIAL) SETBACK: 5'–0" MIN
CORNER LOT SIDE YARD SETBACK: 5'–0" MIN

PARKING SPACES REQUIRED:
1 SPACE FOR 1,000 SQ.FT. OF GROSS FLOOR AREA
PARKING REQUIRED: 11 SPACES
PARKING PROVIDED: 27 SPACES

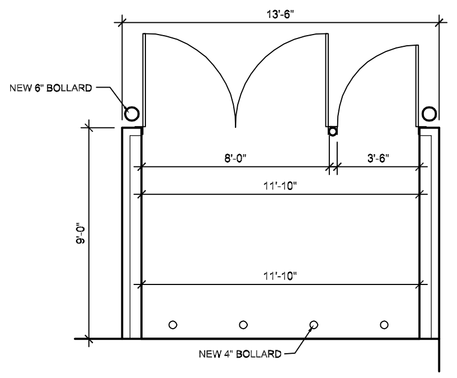

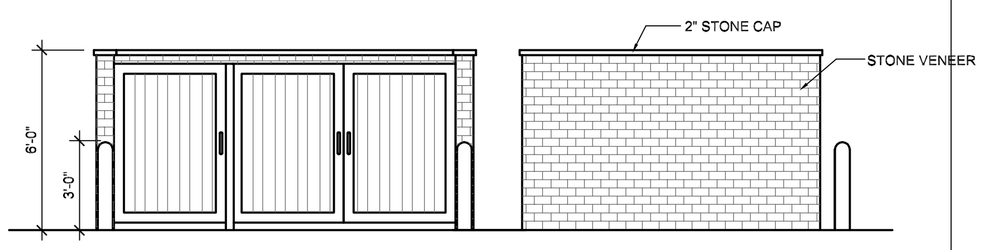

2 BRICK MASONRY TRASH ENCLOSURE DETAILS
NTS

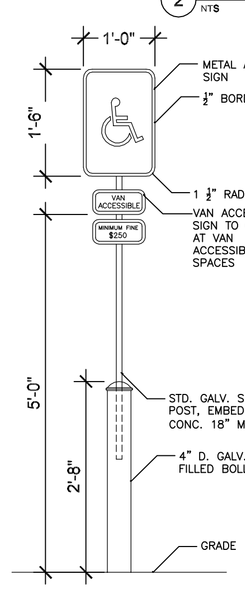

H.C. SIGN POST DETAIL

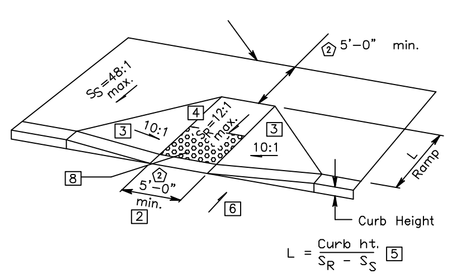

PERPENDICULAR CURB RAMP DETAIL

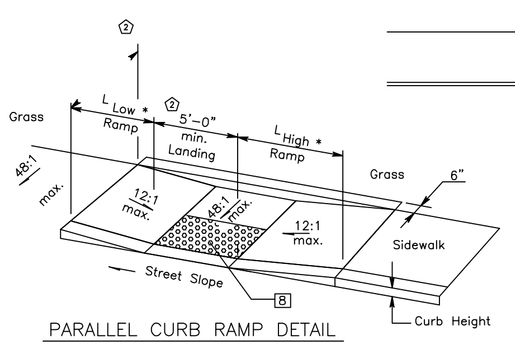

PARALLEL CURB RAMP DETAIL (DOUBLE)

LEGEND

1. May be reduced to 3'–0" in existing sidewalks if the landing is unconstrained along the back edge.
2. Where landing width (D) has been reduced to 3'–0" the flared sides shall have a maximum slope of 12:1.

   Flared sides are not required where the edges of a curb ramp are protected by landscaping or other barriers to travel by wheel chair users or pedestrians across the edge of the curb ramp. However, if the flared sides are used in these areas, they may be of any slope.
3. The slope of the ramp toward the curb is preferred to be 12:1 or flatter related to the horizontal, but the maximum slope shall be 12:1 relative to the existing or proposed walk slope.

   In existing sidewalks, where the maximum ramp slope (S_R) is not feasible, it may be reduced as follows:

   A) 10:1 for a max. rise of 6".
   B) 8:1 for a max. rise of 3".
   C) 6:1 over a max. run of 2'–0" for historic areas where a flatter slope is not feasible.
4. The minimum length of a perpendicular ramp is 6' from the back of a 6" curb and may be increased where feasible to obtain a flatter ramp slope or to better blend with the walk configuration.
5. Gutter counter slopes at the foot of perpendicular curb ramps should not exceed 20:1 over a distance of 2'–0" from the curb.
6. Dimension derived by equation. Use minimum "Counter" ramps to meet required slopes and existing conditions.
7. Detectable Warnings (truncated domes) are to be installed in the location shown. Dimensions for location of the domes are 24" from the back of the curb by the width of the ramp.

Street Slope	Ramp Length @ 1"/ft	
	$L_{LOW\ SIDE}$ *	$L_{HIGH\ SIDE}$ *
0.01	5'–5"	6'–10"
0.02	4'–10"	7'–11"
0.03	4'–5"	9'–5"
0.04	4'–1"	11'–8"
0.05	3'–9"	15'–2"

* Measured along the back of a 6" high curb.

$$L_{HIGH} = \frac{\text{Curb ht.}}{0.083 - \text{Street Slope}} \quad [7]$$

$$L_{LOW} = \frac{\text{Curb ht.}}{0.083 + \text{Street Slope}} \quad [7]$$

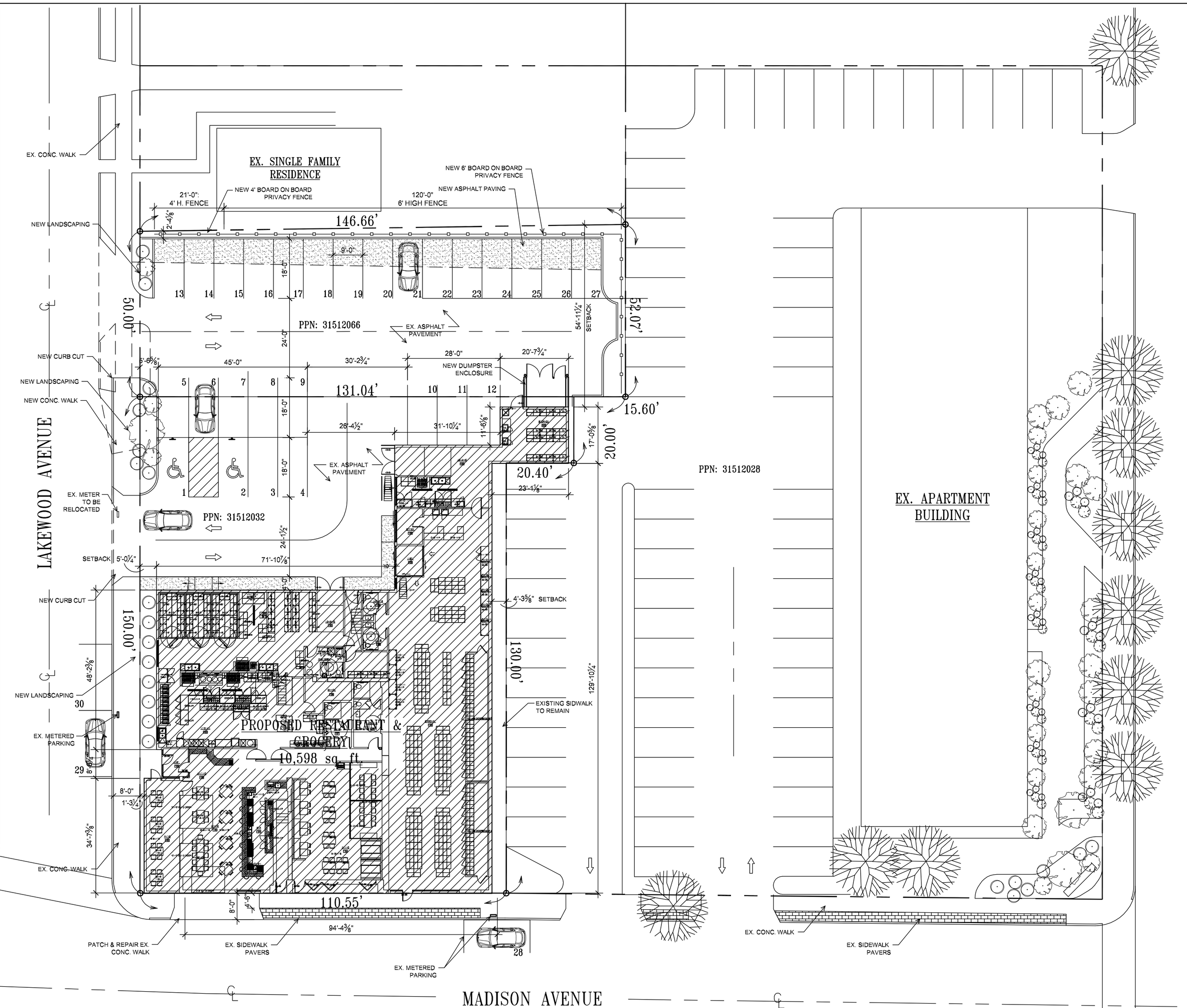

SITE PLAN
SCALE: 1/16" = 1'-0"

REV.	DATE

LS ARCHITECTS
22062 LORAIN ROAD
FAIRVIEW PARK, OHIO 44126
PHONE 216-403-9694 FAX 440-716-8837

STATE OF OHIO
LEON S. SAMPAT
13053
REGISTERED ARCHITECT

LEON S. SAMPAT
LICENSE# 13053
EXPIRATION DATE 12/31/2021

ALTERATIONS FOR:
K-TOWN
12500 MADISON AVE.
LAKEWOOD, OH

JOB NO: 20-230
DATE: 08.17.2022
ISSUE: REVIEW
SHEET:
SD1.1

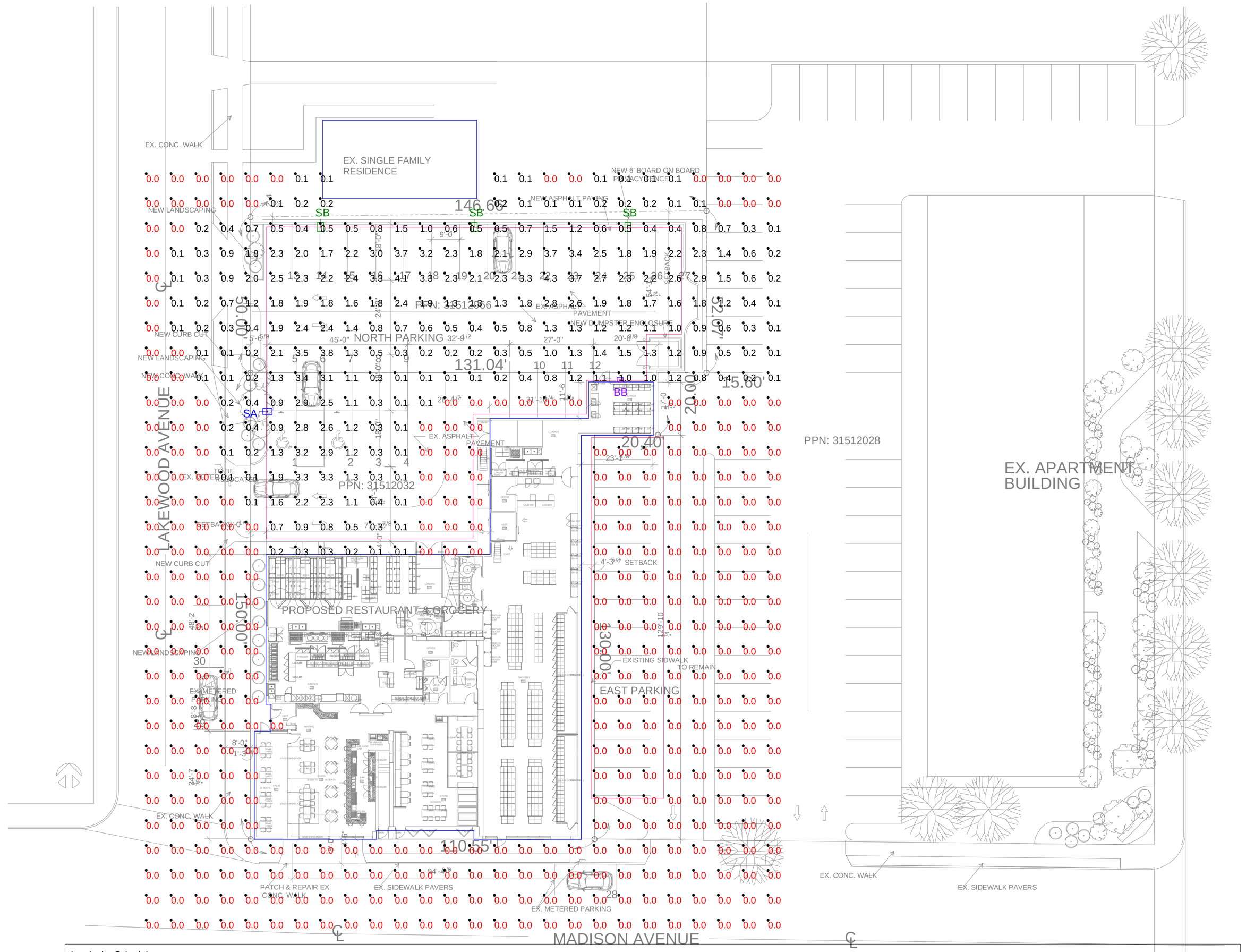

Luminaire Schedule							
Symbol	Qty	Label	LLF	Luminaire Lumens	Description	Filename	Luminaire Watts
	1	BB	0.900	2671	BEACON LIGHTING: RWL1-48L-20-4K7-4W-UNV-DBT-(WALL MOUNT 15' A.F.G.)	RWL1-48L-20-4K7-4W.ies	20
	1	SA	0.900	5841	CURRENT: ASL1-160L-70-4K7-4W-UNV-ASQU-BC-DBT-SSS-H-16-40-A-1-B3-DBT-UL	ASL1-160L-70-4K7-4W-BC.ies	70
	3	SB	0.900	3894	CURRENT: ASL1-80L-50-4K7-4W-UNV-ASQU-BC-DBT-SSS-H-16-40-A-1-B3-DBT-UL	ASL1-80L-50-4K7-4W-BC.ies	50

Calculation Summary							
Label	CalcType	Units	Avg	Max	Min	Avg/Min	Max/Min
east parking	Illuminance	Fc	0.00	0.0	0.0	N.A.	N.A.
north parking	Illuminance	Fc	1.41	4.3	0.0	N.A.	N.A.

NOTES:
1. ILLUMINANCE LEVELS TAKEN ON THE PAVEMENT
2. DARK BRONZE FINISH
3. TYPES-SA & SB MOUNTED TO 16' POLE.

PHOTOMETRIC STUDY
Scale: 1" = 20' - 0"

AGI32
SAMPLE BANNER

Excellence in Illumination Engineering Software Since 1984
Lighting Analysts
www.lightinganalysts.com
© 2020 Lighting Analysts, Inc.

#	Date	Comments

Revisions

Drawn By:
Checked By:
Date:10/9/2022
Scale:

K-TOWN

Site Lighting Photometric Study

10-09-2022

Date: Oct 10, 2022

Lighting Dynamics, Inc.
211 Springside Drive
Akron OH 44333
Phone: (330) 665-9090
Fax: (330) 665-9191

Job Name
K-Town
LDI22-538182

Bid Date
Oct 10, 2022

Submittal Date
Oct 10, 2022

Architect:
UnknownArch

Engineer:
Unknown Engineer

Date: Oct 10, 2022

Transmittal

Lighting Dynamics, Inc.
211 Springside Drive
Akron OH 44333
Phone: (330) 665-9090
From: Joe Malovasic

Project **K-Town**
Quote# LDI22-538182
Location

Contact:

ATTACHED WE ARE SENDING YOU 1 COPY OF THE FOLLOWING ITEM:

- ☐ Drawings
- ☐ Prints
- ☐ Plans
- ☐ Specifications
- ☐ Information
- ☐ Submittals

Other:

THESE ARE TRANSMITTED FOR:

- ☐ Prior Approval
- ☐ Approval
- ☐ Approval as Submitted
- ☐ Approval as Noted
- ☐ Resubmittal for Approval
- ☐ Corrections
- ☐ Your Use
- ☐ Review and Comment
- ☐ Record

Bids due on:
Other:

Qty	Type	MFG	Part
1	BB	Hubbell Lighting Outdoor	RWL1-48L-20-4K7-4W-UNV-DBT
1	SA	Hubbell Lighting Outdoor	ASL1-160L-70-4K7-4W-UNV-ASQU-DBT-BC
1	SA	Hubbell Lighting Outdoor	SSSH16-40A-1-B3-DBT-UL
3	SB	Hubbell Lighting Outdoor	ASL1-80L-50-4K7-4W-UNV-ASQU-DBT-BC
3	SB	Hubbell Lighting Outdoor	SSSH16-40A-1-B3-DBT-UL

HUBBELL® Outdoor Lighting

DATE:	LOCATION:
TYPE:	PROJECT:
CATALOG #:	

RATIO Wall

RWL1/RWL2 LED WALLPACK

FEATURES

- Low profile LED wall luminaire with a variety of IES distributions for lighting applications such as retail, commercial and industrial building mount
- Featuring Micro Strike Optics which maximizes target zone illumination with minimal losses at the house-side, reducing light trespass issues
- Visual comfort standard
- Control options including photo control, occupancy sensing, NX Distributed Intelligence™, Wiscape and 7-Pin with networked controls
- Battery Backup options available for emergency code compliance
- Quick-mount adapter allows easy installation/maintenance
- 347V and 480V versions for industrial applications and Canada
- Stock versions available in 3500lm and 5500lm configurations at 4000K

C US

See Certification Specifications

RELATED PRODUCTS

Ratio Family Ratio Area Ratio Flood

CONTROL TECHNOLOGY

SiteSync NX DISTRIBUTED™ INTELLIGENCE wiSCAPE™

SPECIFICATIONS

CONSTRUCTION

- Die-cast housing with hidden vertical heat fins that are optimal for heat dissipation while keeping a clean smooth outer surface
- Corrosion resistant, die-cast aluminum housing with powder coat paint finish
- Powder paint finish provides durability in outdoor environments. Tested to meet 1000 hour salt spray rating.

OPTICS

- Entire optical aperture illuminates to create a larger luminous surface area resulting in a low glare appearance without sacrificing optical performance
- 48 or 160 midpower LEDs
- 3000K, 4000K or 5000K (70 CRI/80 CRI) CCT
- Zero uplight distributions
- LED optics provide IES type II, III and IV distributions. Type II only available in RWL2 configurations.

INSTALLATION

- Quick-mount adapter provides easy installation to wall or to recessed junction boxes (4" square junction box)
- Designed for direct j-box mount.
- Integral back box contains 1/2" conduit hubs
- Integral back box standard with Dual Driver, Dual Power Feed, NX, Wiscape and battery versions (battery versions for RWL1 only)

ELECTRICAL

- 120V-277V universal voltage 50/60Hz 0-10V dimming drivers
- 347V and 480V dimmable driver option for all wattages above 35W.

ELECTRICAL (CONTINUED)

- Ambient operating temperature -40˚C to 40˚C
- Drivers have greater than .90 power factor and less than 20% Total Harmonic Distortion
- Driver RoHS and IP66
- Field replaceable surge protection device provides 20kA protection meeting ANSI/IEEE C62.41.2 Category C High and Surge Location Category C3; Automatically takes fixture off-line for protection when device is compromised
- Dimming drivers are standard and dimming leads are extended out of the luminaire unless control options require connection to the dimming leads. Must specify if wiring leads are to be greater than 6" standard.

CONTROLS

- Photo control, occupancy sensor and wireless available for complete on/off and dimming control
- Button photocontrol is suitable for 120-277V operation
- 7-pin ANSI C136.41-2013 photocontrol receptacle option available for twist lock photocontrols or wireless control modules (control accessories sold separately)
- NX Distributed Intelligence™ available with in fixture wireless control module, features dimming and occupancy sensor wiSCAPE® available with in fixture wireless control module, features dimming and occupancy sensor
- Integral Battery Backup provides emergency lighting for the required 90 minute path of egress
- Battery Backup suitable for operating temperatures -25˚C to 40˚C. RWL1 battery is 12.5W RWL2 battery is 18W

CONTROLS (CONTINUED)

- Dual Driver and Dual Power Feed options creates product configuration with 2 internal drivers for code compliance
- Please consult brand or sales representative when combining control and electrical options as some combinations may not operate as anticipated depending on your application.

CERTIFICATIONS

- Listed to UL1598 and CSAC22.2#250.0-24 for wet locations
- IP65 rated housing
- This product qualifies as a "designated country construction material" per FAR 52.225-11 Buy American-Construction Materials under Trade Agreements effective 04/23/2020. See Buy American Solutions
- DLC® (DesignLights Consortium Qualified), with some Premium Qualified configurations. Please refer to the DLC website for specific product qualifications at www.designlights.org

WARRANTY

- 5 year limited warranty
- See HLI Standard Warranty for additional information

KEY DATA	
Lumen Range	1,300–18,800
Wattage Range	10–155
Efficacy Range (LPW)	119–148
Fixture Projected Life (Hours)	L70>60K
Weights lbs. (kg)	6.5/16.5 (2.9/7.5)

© 2022 Hubbell Outdoor Lighting, a division of Hubbell Lighting, Inc. Specifications subject to change without notice.
701 Millennium Blvd • Greenville, SC 29607 / Tel 864.678.1000 / Website www.hubbelloutdoor.com

HUBBELL® Lighting

HUBBELL® Outdoor Lighting

DATE: LOCATION:

TYPE: PROJECT:

CATALOG #:

RATIO WALL

RWL1/RWL2 LED WALLPACK

ORDERING GUIDE

Example: RWL1–48L-10–3K7–2–UNV–BLS–E

CATALOG #

ORDERING INFORMATION

Series		# LEDs - Wattage		CCT/CRI		Distribution		Voltage		Color	
RWL1	Ratio Wall 1	**48L-10**	1,000 Lumens[4]	**3K7**	3000K, 70 CRI	**2**	IES TYPE II[1]	**UNV**	120-277V	**BLT**	Black Matte Textured
		48L-15	2,000 Lumens[4]	**4K7**	4000K, 70 CRI	**3**	IES TYPE III	**120**	120V	**BLS**	Black Gloss Smooth
		48L-20	2,500 Lumens[4]	**5K7**	5000K, 70 CRI	**4W**	IES TYPE IV	**208**	208V	**DBT**	Dark Bronze Matte Textured
		48L-25	3,500 Lumens					**240**	240V	**DBS**	Dark Bronze Gloss Smooth
		48L-35	4,500 Lumens					**277**	277V	**GTT**	Graphite Matte Textured
		48L-45	5,500 Lumens[4]					**347**	347V	**LGS**	Light Grey Gloss Smooth
RWL2	Ratio Wall 2	**160L-45**	6,500 Lumens					**480**	480V	**LGT**	Light Grey Matte Textured
		160L-50	7,500 Lumens							**PSS**	Platinum Silver Smooth
		160L-65	9,500 Lumens							**WHT**	White Matte Textured
		160L-80	11,000 Lumens							**WHS**	White Gloss Smooth
		160L-95	13,000 Lumens							**VGT**	Verde Green Textured
		160L-115	15,000 Lumens							**Color Option**	
		160L-135	17,500 Lumens							**CC**	Custom Color
		160L-155	19,500 Lumens								

Control Options Network	
NXWE	NX Wireless Enabled (module + radio)[4,7]
NXSPW_F	NX Wireless, PIR Occ. Sensor, Daylight Harvesting[4,5,7]
NXSP_F	NX, PIR Occ. Sensor, Daylight Harvesting[4,5,7]
WIR	Wireless Controls, wiSCAPE™[2,6]
Stand Alone Sensors	
SCP-8F	Remote control programmable line voltage sensor[3,4]
SCP-20F	Remote control programmable line voltage sensor[3,4]
BTS-14F	Bluetooth® Programmable, PIR Occupancy/Daylight Sensor [10]
BTS-40F	Bluetooth® Programmable, PIR Occupancy/Daylight Sensor [10]
BTSO-12F	Bluetooth® Programmable, PIR Occupancy/Daylight Sensor, up to 12'mounting height [10]
Control Options	
7PR_	7-Pin Receptacle[6]

Options*	
F	Fusing[3]
E	Emergency Battery Backup[7,8,9]
EH	Emergency Battery w/ Heater Option[7,8]
2DR	Dual Driver[4,6,11]
2PF	Dual Power Feed[4,6,11]
PC	Button Photocontrol[8]

Notes:
1 Only available with RWL2
2 wiSCAPE Gateway required for system programming
3 Specific voltage selection is required
4 Not available with 347/480V
5 Replace "_" with "14" for up to 14' mounting height, "40" for up to 40' mounting height
6 This item is located in the integral backbox which will be automatically added onto the fixture if chosen.
7 This item is located in the integral backbox for RWL1 configurations only.
8 Option only available at 120 or 277V
9 2DR and 2PF can't be combined with E and EH due to space limitaions
10 Not available in RWL1 or 2 PF
11 Available only in UNV in 25, 35 and 45 Watt in RWL1; Not available in RWL1 10, 15 and 25 Watt.
* Based on space limitations, some options may not be able to be combined

STOCK ORDERING INFORMATION

Catalog Number	Lumens	Wattage	LED Count	CCT/CRI	Voltage	Distribution	Finish
RWL1-48L-25-4K-3	3500lm	25	48L	4000K/70CRI	120-277V	Type III	Dark Bronze Textured
RWL1-48L-25-4K-4W	3500lm	25	48L	4000K/70CRI	120-277V	Type IV Wide	Dark Bronze Textured
RWL1-48L-45-4K-3	5500lm	45	48L	4000K/70CRI	120-277V	Type III	Dark Bronze Textured
RWL1-48L-45-4K-4W	5500lm	45	48L	4000K/70CRI	120-277V	Type IV Wide	Dark Bronze Textured

CONTROLS

Control Options

Standalone

SCPREMOTE Order at least one per project location to program and control

ACCESSORIES AND REPLACEMENT PARTS - MADE TO ORDER

	Catalog Number	Description
☐	**WP-BB-XXX**	Accessory for conduit entry[1]

Notes:
1 replace "xxx" with color option

© 2022 Hubbell Outdoor Lighting, a division of Hubbell Lighting, Inc. Specifications subject to change without notice.
701 Millennium Blvd • Greenville, SC 29607 / Tel 864.678.1000 / Website www.hubbelloutdoor.com

HUBBELL® Lighting

HUBBELL® Outdoor Lighting

DATE: LOCATION:

TYPE: PROJECT:

CATALOG #:

RATIO WALL

RWL1/RWL2 LED WALLPACK

PERFORMANCE DATA

Description	Nominal Wattage	System Watts	Dist. Type	5K (5000K NOMINAL 70 CRI)					4K (4000K NOMINAL 70 CRI)					3K (3000K NOMINAL 70 CRI)				
				Lumens	LPW	B	U	G	Lumens	LPW	B	U	G	Lumens	LPW	B	U	G
RWL1	10	10.1	3	1362	135	0	0	1	1355	134	0	0	1	1303	129	0	0	1
			4W	1343	133	0	0	1	1336	132	0	0	1	1285	127	0	0	1
	15	14.5	3	1972	136	1	0	1	1962	135	1	0	1	1887	130	1	0	1
			4W	1945	134	0	0	1	1935	133	0	0	1	1861	128	0	0	1
	20	19.9	3	2722	137	1	0	1	2709	136	1	0	1	2605	131	1	0	1
			4W	2685	135	1	0	1	2672	134	1	0	1	2569	129	1	0	1
	25	28.0	3	3749	134	1	0	1	3732	133	1	0	1	3588	128	1	0	1
			4W	3698	132	1	0	1	3680	131	1	0	1	3538	126	1	0	1
	35	36.9	3	4751	129	1	0	2	4728	128	1	0	2	4546	123	1	0	1
			4W	4685	127	1	0	2	4663	126	1	0	2	4483	121	1	0	2
	45	46.5	3	5812	125	1	0	2	5784	124	1	0	2	5562	120	1	0	2
			4W	5731	123	1	0	2	5704	123	1	0	2	5485	118	1	0	2
RWL2	45	46.1	2	6701	145	1	0	2	6668	145	1	0	2	6412	139	1	0	2
			3	6812	148	1	0	2	6780	147	1	0	2	6519	141	1	0	2
			4W	6678	145	1	0	2	6646	144	1	0	2	6390	139	1	0	2
	50	54.0	2	7747	143	1	0	2	7710	143	1	0	2	7413	137	1	0	2
			3	7876	146	1	0	2	7838	145	1	0	2	7537	140	1	0	2
			4W	7720	143	1	0	2	7683	142	1	0	2	7388	137	1	0	2
	65	67.2	2	9539	142	1	0	2	9494	141	1	0	2	9129	136	1	0	2
			3	9699	144	2	0	2	9652	144	2	0	2	9281	138	2	0	2
			4W	9507	141	2	0	2	9461	141	2	0	2	9097	135	2	0	2
	80	80.8	2	11228	139	2	0	2	11174	138	2	0	2	10745	133	2	0	2
			3	11416	141	2	0	2	11361	141	2	0	2	10924	135	2	0	2
			4W	11190	138	2	0	2	11136	138	2	0	2	10708	133	2	0	2
	95	93.2	2	13148	141	2	0	2	13085	140	2	0	2	12582	135	2	0	2
			3	13368	143	2	0	2	13304	143	2	0	2	12792	137	2	0	2
			4W	13103	141	2	0	2	13040	140	2	0	2	12539	135	2	0	2
	115	109.8	2	15102	138	2	0	3	15030	137	2	0	3	14452	132	2	0	3
			3	15354	140	2	0	3	15281	139	2	0	3	14693	134	2	0	3
			4W	15050	137	2	0	3	14978	136	2	0	3	14402	131	2	0	3
	135	137.1	2	17533	128	2	0	3	17449	127	2	0	3	16778	122	2	0	3
			3	17826	130	2	0	3	17740	129	2	0	3	17058	124	2	0	3
			4W	17473	127	2	0	3	17389	127	2	0	3	16720	122	2	0	3
	155	156.8	2	19495	124	2	0	3	19402	124	2	0	3	18656	119	2	0	3
			3	19821	126	2	0	3	19726	126	2	0	3	18967	121	2	0	3
			4W	19542	125	2	0	3	19448	124	2	0	3	18700	119	2	0	3

© 2022 Hubbell Outdoor Lighting, a division of Hubbell Lighting, Inc. Specifications subject to change without notice.
701 Millennium Blvd • Greenville, SC 29607 / Tel 864.678.1000 / Website www.hubbelloutdoor.com

HUBBELL® Lighting

HUBBELL® Outdoor Lighting

DATE: LOCATION:

TYPE: PROJECT:

CATALOG #:

RATIO WALL

RWL1/RWL2 LED WALLPACK

LUMINAIRE AMBIENT TEMPERATURE FACTOR (LATF)

Ambient Temperature		Lumen Multiplier
0°C	32°F	1.03
10°C	50°F	1.01
20°C	68°F	1.00
25°C	77°F	1.00
30°C	86°F	0.99
40°C	104°F	0.98
50°C	122°F	0.97

Use these factors to determine relative lumen output for average ambient temperatures from 0-40°C (32-104°F).

PROJECTED LUMEN MAINTENANCE

Ambient Temperature	OPERATING HOURS					
	0	25,000	TM-21-11 L90 36,000	50,000	100,000	L70 (Hours)
25°C / 77°F	1.00	0.97	0.96	0.95	0.91	408,000
40°C / 104°F	0.99	0.96	0.95	0.94	0.89	356,000

ELECTRICAL DATA

# OF LEDS	Nominal Wattage	Input Voltage	Oper. Current (Amps)	System Power (Watts)
RWL1	10	120	0.08	10.1
		208	0.05	
		240	0.04	
		277	0.04	
		347	0.03	
		480	0.02	
	15	120	0.12	14.5
		208	0.07	
		240	0.06	
		277	0.05	
		347	0.04	
		480	0.03	
	20	120	0.17	19.9
		208	0.10	
		240	0.08	
		277	0.07	
		347	0.06	
		480	0.04	
	25	120	0.23	28.0
		208	0.13	
		240	0.12	
		277	0.10	
		347	0.08	
		480	0.06	
	35	120	0.31	36.9
		208	0.18	
		240	0.15	
		277	0.13	
		347	0.11	
		480	0.08	
	45	120	0.39	46.5
		208	0.22	
		240	0.19	
		277	0.17	
		347	0.13	
		480	0.10	

# OF LEDS	Nominal Wattage	Input Voltage	Oper. Current (Amps)	System Power (Watts)
RWL2	45	120	0.38	46.1
		208	0.22	
		240	0.19	
		277	0.17	
		347	0.13	
		480	0.10	
	50	120	0.45	54.0
		208	0.26	
		240	0.23	
		277	0.19	
		347	0.16	
		480	0.11	
	65	120	0.56	67.2
		208	0.32	
		240	0.28	
		277	0.24	
		347	0.19	
		480	0.14	
	80	120	0.67	80.8
		208	0.39	
		240	0.34	
		277	0.29	
		347	0.23	
		480	0.17	
	95	120	0.78	93.2
		208	0.45	
		240	0.39	
		277	0.34	
		347	0.27	
		480	0.19	
	115	120	0.92	109.8
		208	0.53	
		240	0.46	
		277	0.40	
		347	0.32	
		480	0.23	
	135	120	1.14	137.1
		208	0.66	
		240	0.57	
		277	0.49	
		347	0.40	
		480	0.29	
	155	120	1.31	156.8
		208	0.75	
		240	0.65	
		277	0.57	
		347	0.45	
		480	0.33	

© 2022 Hubbell Outdoor Lighting, a division of Hubbell Lighting, Inc. Specifications subject to change without notice.
701 Millennium Blvd • Greenville, SC 29607 / Tel 864.678.1000 / Website www.hubbelloutdoor.com

HUBBELL® Lighting

HUBBELL® Outdoor Lighting

DATE:	LOCATION:
TYPE:	PROJECT:
CATALOG #:	

RATIO WALL

RWL1/RWL2 LED WALLPACK

PHOTOMETRY

Mounting Height: 30ft

Type II

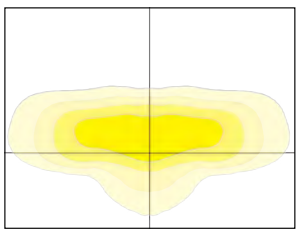

Type III

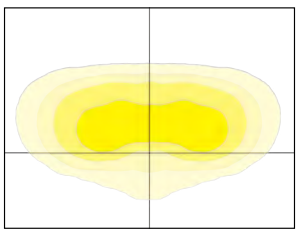

Type VI

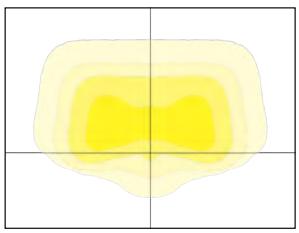

DIMENSIONS

RWL1

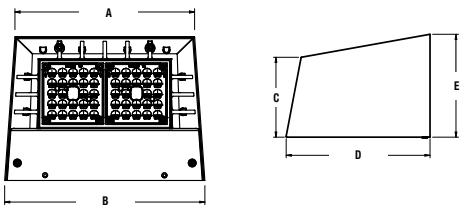

A	B	C	D	E	Weight
8.7"	9.7"	3.9"	7.0"	5.0"	6.5 lbs (2.95 kgs)
221mm	246mm	99mm	178mm	127mm	

RWL2

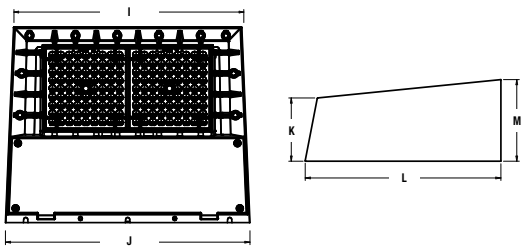

I	J	K	L	M	Weight
14.0"	15.0"	3.9"	12.0"	5.0"	16.5 lbs (7.48 kgs)
356mm	381mm	99mm	305mm	127mm	

RWL1 with Integral Back Box

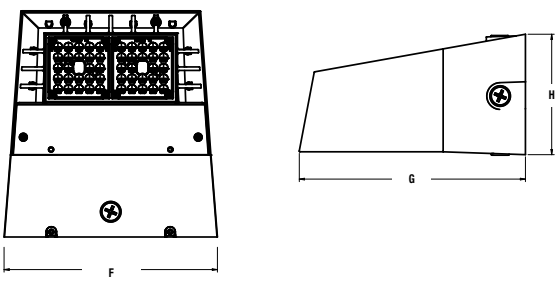

F	G	H
10.4"	11.0"	5.9"
264mm	279mm	150mm

RWL2 with Integral Back Box

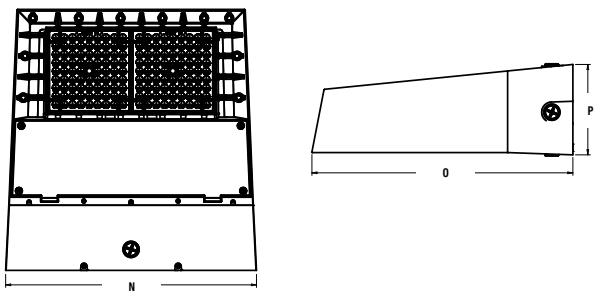

N	O	P
15.4"	16.0"	5.5"
391mm	406mm	140mm

© 2022 Hubbell Outdoor Lighting, a division of Hubbell Lighting, Inc. Specifications subject to change without notice.
701 Millennium Blvd • Greenville, SC 29607 / Tel 864.678.1000 / Website www.hubbelloutdoor.com

HUBBELL® Lighting

HUBBELL® Outdoor Lighting

DATE: LOCATION:

TYPE: PROJECT:

CATALOG #:

RATIO WALL

RWL1/RWL2 LED WALLPACK

DIMENSIONS (CONTINUED)

Back Box Accessory

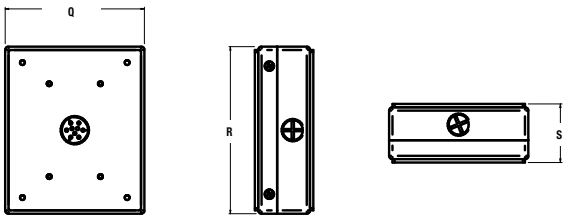

Q	R	S
4.9"	5.9"	2.1"
124mm	150mm	53mm

ADDITIONAL INFORMATION

NXSP-14F

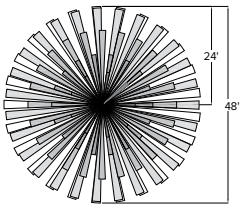

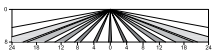

Sensor Lens Coverage and Detection Patterns
When Mounted at 8ft with Low Mount Lens

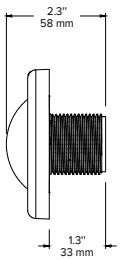

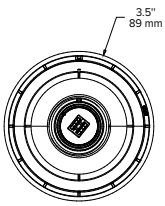

NXSP-40F

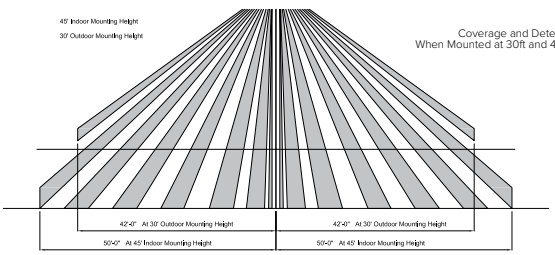

Coverage and Detection Patterns
When Mounted at 30ft and 45ft with Standard Lens

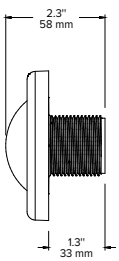

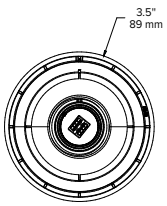

SCP-8F

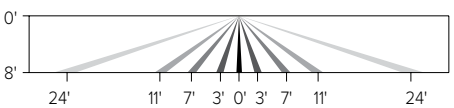

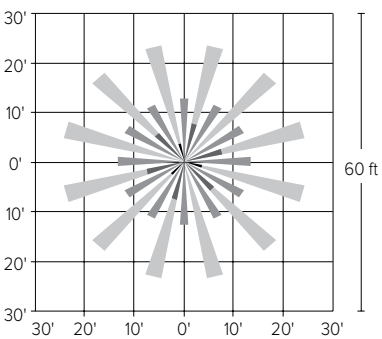

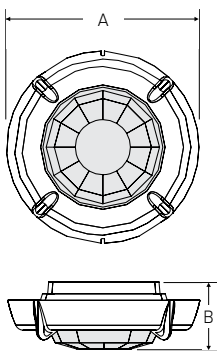

A	B
2.3" (59mm)	.8" (20mm)

© 2022 Hubbell Outdoor Lighting, a division of Hubbell Lighting, Inc. Specifications subject to change without notice.
701 Millennium Blvd • Greenville, SC 29607 / Tel 864.678.1000 / Website www.hubbelloutdoor.com

HUBBELL® Lighting

HUBBELL®
Outdoor Lighting

RATIO WALL

RWL1/RWL2 LED WALLPACK

SCP-20F

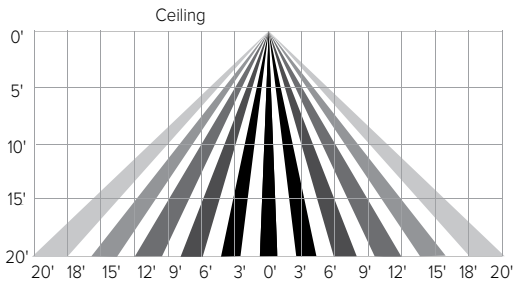

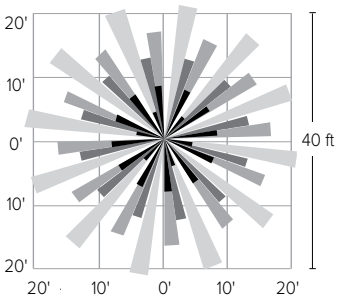

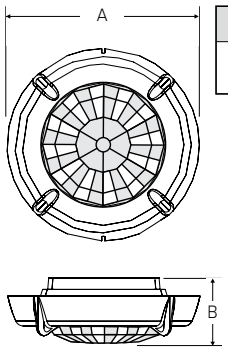

A	B
2.3" (59mm)	.8" (20mm)

SITESYNC 7-PIN MODULE

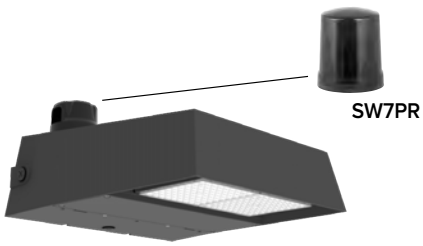

SW7PR

- SiteSync features in a new form
- Available as an accessory for new construction or retrofit applications (with existing 7-Pin receptacle)

© 2022 Hubbell Outdoor Lighting, a division of Hubbell Lighting, Inc. Specifications subject to change without notice.
701 Millennium Blvd • Greenville, SC 29607 / Tel 864.678.1000 / Website www.hubbelloutdoor.com

HUBBELL®
Lighting

HUBBELL Outdoor Lighting

DATE: | LOCATION:
TYPE: | PROJECT:
CATALOG #:

AIRO Micro Strike

AREA/SITE/ROAD LIGHTER

FEATURES

- Compact sleek design with multiple LED configurations and simple installation
- The Airo includes a universal mounting block for easy pole installation or mast arm option for 2-3/8 ft OD roadway brackets
- Capable of replacing up to 1000w HID luminaires
- Micro Strike optical distributions of Type 2, 3, 4W or 5QW
- Tool-less entry option for easy installation and maintenance
- 1.5G rated for high vibration applications including bridges and overpasses

C US

See Certification Specifications

RELATED PRODUCTS

RAR1 Ratio | RAR2 Ratio | Cimarron LED

CONTROL TECHNOLOGY

SiteSync Lighting Control | NX DISTRIBUTED™ INTELLIGENCE

SPECIFICATIONS

CONSTRUCTION

- Die-cast housing with hidden vertical heat fins that are optimal for heat dissipation while keeping a clean smooth outer surface
- Corrosion resistant, die-cast aluminum housing with powder coat paint finish
- Separate optical and electrical compartment for improved thermal management and optimum component operation
- TGIC thermoset polyester powder paint finish applied at nominal 2.5 mil thickness

OPTICS

- Entire optical aperture illuminates to create a larger luminous surface area resulting in a low glare appearance without sacrificing optical performance
- Premium engineered individual acrylic lenses deliver IES Type 2, 3, 4W and 5QW distributions
- Lens distributions are field rotatable (in 90˚ increments) or exchangeable for job site fine-tuning
- 3000K, 4000K, or 5000K (70 CRI) CCT
- 80, 160, or 320 midpower LEDs
- 3000K, 4000K or 5000K (70 CRI) CCT
- Zero uplight at 0 degrees of tilt
- Field rotatable optics

INSTALLATION

- Tool-less entry to wiring/driver compartment optional
- Universal mounting block works with #2 drill pattern
- Fixture ships with slotted mounting block to accommodate wide range of drill patterns for easy retrofit opportunities
- Mast arm fitter accessory or option available for 2-3/8" OD brackets with vertical tilt of +3°, 0° or -3°

ELECTRICAL

- Universal 120-277 VAC or 347-480 VAC input voltage, 50/60 Hz
- Ambient operating temperature -40˚ C to 40˚ C
- Drivers have greater than 90% power factor and less than 20% THD
- LED drivers have output power over-voltage, over-current protection and short circuit protection with auto recovery
- Field replaceable surge protection device provides 20KA and 10KV protection meeting ANSI/IEEE C62.41.2 Category C High and Surge Location Category C3; Automatically takes fixture off-line for protection when device is consumed

CONTROLS

- Photo control, occupancy sensor and wireless available for complete on/off and dimming control
- 7-pin ANSI C136.41-2013 photocontrol receptacle option available for twist lock photocontrols or wireless control modules (control accessories sold separately)
- Dimming Drivers are standard and dimming leads are extended out of the luminaire unless control options require connection to the dimming leads. Must specify if wiring leads are to be greater than the 6
- SiteSync™ wireless control system is available via 7-pin See ordering information and details at: www.hubbelllighting.com/sitesync
- NX Distributed Intelligence™ available with in fixture wireless control module, features dimming and occupancy sensor

CONTROLS (CONTINUED)

- wiSCAPE® available with in fixture wireless control module, features dimming and occupancy sensor via 7-pin
- Please consult brand or sales representative when combining control and electrical options as some combinations may not operate as anticipated depending on your application

CERTIFICATIONS

- Listed to UL1598 and CSA C22.2#250.0-24 for wet locations and 40˚C ambient temperatures
- DLC (DesignLights Consortium Qualified),with some Premium Qualified configurations.Please refer to the DLC website for specificproduct qualifications at www.designlights.org
- 1.5G rated for ANSI C136.31 high vibration applications
- IP65 optical assembly
- Meets IDA recommendations using 3K CCT configuration at 0 degrees of tilt
- This product qualifies as a "designated country construction material" per FAR 52.225-11 Buy American-Construction Materials under Trade Agreements effective 04/23/2020. See Buy American Solutions

WARRANTY

- 5 Year warranty
- See HLI Standard Warranty for additional information

KEY DATA	
Lumen Range	3,200–36,000
Wattage Range	25–255
Efficacy Range (LPW)	118–148
Weight lbs. (kg)	14.5–17.5 (6.6–8.0)

© 2021 Hubbell Outdoor Lighting, a division of Hubbell Lighting, Inc. Specifications subject to change without notice.
701 Millennium Blvd • Greenville, SC 29607 / Tel 864.678.1000 / Website www.hubbelloutdoor.com

HUBBELL Lighting

HUBBELL Outdoor Lighting

DATE: | LOCATION:

TYPE: | PROJECT:

CATALOG #:

AIRO Micro Strike

AREA/SITE/ROAD LIGHTER

ORDERING GUIDE

Example: ASL1-80L-50-3K7-2-UNV-ASQU-BLT-7PRMD-40F

CATALOG # _____

ORDERING INFORMATION

Series		# LEDs		CCT/CRI		Distribution		Rotation/Orientation		Voltage		Mounting	
ASL1	ASL Microstrike Series	**80L-25**	3,000 lm	**3K7**	3000K, 70 CRI	**2**	Type II	**L**	Optic rotation left	**UNV**	Universal 120-277V	**ASQU**	Arm Square w/ Universal Mount
		80L-39	4,500 lm	**4K7**	4000K, 70 CRI	**3**	Type III	**R**	Optic rotation right	**120**	120V	**A3**	AS with 3.5-4.13" OD RPA3 & UM
		80L-50	6,000 lm	**5K7**	5000K, 70 CRI	**4W**	Type 4W			**208**	208V	**A4**	AS with 4.18-5.25" OD RPA4 & U
		160L-70	9,000 lm			**5QW**	Type 5QW			**240**	240V	**A5**	AS with 5.5-6.5" OD RPA5 & UM
		160L-100	12,000 lm							**277**	277V	**MAF**	Mast Arm Fitter for 2-3/8" OD
		160L-115	15,000 lm							**347**	347V		
		160L-135	18,000 lm							**480**	480V		
ASL2	ASL Microstrike Series	**320L-145**	21,000 lm										
		320L-170	24,000 lm										
		320L-185	27,000 lm										
		320L-210	30,000 lm										
		320L-235	33,000 lm										
		320L-255	35,000 lm										

Control Options Network	
SWP[1,2]	SiteSync pre-commissioned
SWPM[1,2]	SiteSync wireless pre-commissioned w/ motion detection
NXSPW14F[1]	NX Wireless, PIR Occupancy Sensor, Dimming Daylight Harvesting, 14' (use white for WH, black for DB, GT, TT, gray for LG, PS)
NXSPW30F[1]	NX Wireless, PIR Occupancy Sensor, Dimming Daylight Harvesting, 30' (use white for WH, black for DB, GT, TT, gray for LG, PS)
NXSP14F[1]	NX, PIR Occupancy Sensor, Dimming Daylight Harvesting, 14' (use white for WH, black for DB, GT, TT, gray for LG, PS)
NXSP30F[1]	NX, PIR Occupancy Sensor, Dimming Daylight Harvesting, 30' (use white for WH, black for DB, GT, TT, gray for LG, PS)
NXWE[1]	NX Wireless Enabled (module + radio)
Stand Alone Sensors	
SCP-8F[5,6]	Remote control programmable line voltage sensor
SCP-40F[5,6]	Remote control programmable line voltage sensor
Control Options Other	
7PR	7 Pin Receptacle
7PR-SC	7 Pin Receptacle with shorting cap
7PR-MD8F	7 pin receptacle with low voltage sensor at 8' mounting for external control accessory
7PR-MD40F	7 pin receptacle with low voltage sensor at 40' mounting for external control accessory
7PR-TL	7 Pin Receptacle with Photocontrol
ADD	AutoDim timer based dimming
ADT	AutoDim time of day dimming
Sensors	
BTS_F	Bluetooth Programmable, PIR Occupancy/Daylight Sensor, 360° lens[7]
BTSO_F	Bluetooth Programmable, PIR Occupancy/Daylight Sensor, 360° lens, up to 12' mounting height [8]

Options	
F[3]	Fusing
BC	Backlight Control
TB[4]	Terminal Block
TE	Tooless Entry
SSF	Stainless Steel Fasteners

Color	
BLT	Black Matte Textured
BLS	Black Gloss Smooth
DBT	Dark Bronze Matte Textured
DBS	Dark Bronze Gloss Smooth
GTT	Graphite Matte Textured
LGS	Light Grey Gloss Smooth
LGT	Light Grey Matte Textured
PSS	Platinum Silver Smooth
WHT	White Matte Textured
WHS	White Gloss Smooth
VGT	Verde Green Textured
Color Option	
CC	Custom Color

Notes:

1 Not compatible with 80L configurations
2 Not compatible with 480V configurations
3 Must specify voltage
4 Not available with a combination or 347/480 and fusing
5 Must specify voltage, 120V or 277V only
6 Order at least one SPC--REMOTE per project location to program and control the occupancy sensor
7 Replace "_" with "14" for up to 14' mounting height, "40F" for 15-40' mounting height
8 Replace "_" with "12" for up to 12' mounting height

© 2021 Hubbell Outdoor Lighting, a division of Hubbell Lighting, Inc. Specifications subject to change without notice.
701 Millennium Blvd • Greenville, SC 29607 / Tel 864.678.1000 / Website www.hubbelloutdoor.com

HUBBELL Lighting

HUBBELL Outdoor Lighting

DATE: | LOCATION:
TYPE: | PROJECT:
CATALOG #:

AIRO Micro Strike

AREA/SITE/ROAD LIGHTER

CONTROL ACCESSORIES (ORDERED SEPARATELY)

	Catalog Number	Description
☐	**SCP-Remote**	Remote Control for SCP/_F option. Order at least one per project to program and control the occupancy sensor
☐	**SWUSB**	SiteSync™ Software on USB
☐	**SWTAB**	SiteSync™ Windows Tablet
☐	**SWBRG**	SiteSync™ Wireless Bridge Node
☐	**SWFC**	SiteSync™ Field Commission Serve
☐	**SW7PR**	SiteSync™ on fixture module via 7PR
☐	**WIR-RME-L**	wiSCAPE External Fixture Module
☐	**NXOFM-1R1D-UNV**	NX Wireless, Daylight Harvesting, BLE, 7 pin twisted lock

Notes:
* When ordering SiteSync at least one of these two interface options must be ordered per project
\+ Available as a SiteSync retrofit solution for fixtures with an existing 7pin receptacle

ACCESSORIES (ORDERED SEPARATELY)

	Catalog Number	Description
☐	**ASL1-HSS-90-B-XXX**[1]	House Side Shield Back 90 deg
☐	**ASL1-HSS-90-F-XXX**[1]	House Side Shield Front 90 deg
☐	**ASL1-HSS-90-S-XXX**[1]	House Side Shield Side 90 deg
☐	**ASL1-HSS-270-BSS-XXX**[1]	House Side Shield Back, Side & Side 270 deg
☐	**ASL1-HSS-270-FSS-XXX**[1]	House Side Shield Front, Side & Side 270 deg
☐	**ASL1-HSS-270-FSB-XXX**[1]	House Side Shield Front, Side & Back 270 deg
☐	**ASL1-HSS-360-XXX**[1]	House Side Shield 360 deg
☐	**ASL2-HSS-90-B-XXX**[1]	House Side Shield Back 90 deg
☐	**ASL2-HSS-90-F-XXX**[1]	House Side Shield Front 90 deg
☐	**ASL2-HSS-90-S-XXX**[1]	House Side Shield Side 90 deg
☐	**ASL2-HSS-270-BSS-XXX**[1]	House Side Shield Back, Side & Side 270 deg
☐	**ASL2-HSS-270-FSS-XXX**[1]	House Side Shield Front, Side & Side 270 deg
☐	**ASL2-HSS-270-FSB-XXX**[1]	House Side Shield Front, Side & Back 270 deg
☐	**ASL2-HSS-360-XXX**[1]	House Side Shield 360 deg
☐	**ASL-MAF**	Mast arm kit with wildlife shield for mounting on 2 3/8" OD arms
☐	**SETA2-XX**[1]	Square pole tenon adapter (4 at 90 degrees) (2 3/8" OD tenon)
☐	**RETA2-XX**[1]	Round pole tenon adapter (4 at 90 degrees) (2 3/8" OD tenon), requires CL1S-RPA4-ACC-XX for each luminaire
☐	**RARBC80L**	Backlight Control 80L
☐	**RARBC160L**	Backlight Control 160L
☐	**RARBC320L**	Backlight Control 320L
☐	**RARBC480L**	Backlight Control 480L
☐	**CL1S-RPA4-ACC-XX**[1]	Round Pole Adapter (* denotes pole diameter; 3 = 3 ¼" -3 ¾"; 4* = 3 7/8" – 6")
☐	**ASL-ARMMTG-XX1**[1]	Arm mounting kit for side of pole attachment
☐	**WB-AREA-XX**[1]	Wall bracket, Compatible with standard arm mount option
☐	**ASL-MAF**	Mast arm kit with wildlife shield for mounting on 2 3/8" OD arms

1 Replace XX or XXX with color choice, eg.: DB for Dark Bronze or BLT for Black Matte Textured

© 2021 Hubbell Outdoor Lighting, a division of Hubbell Lighting, Inc. Specifications subject to change without notice.
701 Millennium Blvd • Greenville, SC 29607 / Tel 864.678.1000 / Website www.hubbelloutdoor.com

HUBBELL Lighting

HUBBELL Outdoor Lighting

DATE: LOCATION:

TYPE: PROJECT:

CATALOG #:

AIRO Micro Strike

AREA/SITE/ROAD LIGHTER

PERFORMANCE DATA

Description	Nominal Wattage	System Watts	Dist. Type	5K (5000K NOMINAL 70 CRI)					4K (4000K NOMINAL 70 CRI)					3K (3000K NOMINAL 70 CRI)				
				Lumens	LPW[1]	B	U	G	Lumens	LPW[1]	B	U	G	Lumens	LPW[1]	B	U	G
ASL1	25	25.4	2	3430	135	2	0	2	3413	134	2	0	2	3225	127	2	0	2
			3	3465	136	2	0	2	3448	136	2	0	2	3259	128	2	0	2
			4W	3401	134	2	0	3	3384	133	2	0	3	3198	126	2	0	3
			5QW	3483	137	4	0	2	3466	136	4	0	2	3274	129	4	0	2
	39	38.0	2	5237	138	3	0	3	5211	137	3	0	3	4924	130	3	0	3
			3	5292	139	2	0	2	5265	139	2	0	2	4976	131	2	0	2
			4W	5193	137	2	0	3	5168	136	2	0	3	4883	129	2	0	3
			5QW	5318	140	4	0	2	5292	139	4	0	2	4999	132	4	0	2
	50	49.7	2	6294	127	2	0	2	6263	126	2	0	2	5918	119	2	0	2
			3	6360	128	2	0	2	6328	127	2	0	2	5980	120	2	0	2
			4W	6242	126	2	0	3	6211	125	2	0	3	5869	118	2	0	3
			5QW	6392	129	4	0	2	6360	128	4	0	2	6008	121	4	0	2
	70	68.4	2	9461	138	3	0	3	9414	138	3	0	3	8897	130	3	0	3
			3	9560	140	2	0	2	9513	139	2	0	2	8989	131	2	0	2
			4W	9383	137	2	0	3	9336	136	2	0	3	8822	129	2	0	3
			5QW	9608	140	4	0	2	9560	140	4	0	2	9032	132	4	0	2
	100	88.0	2	11945	136	2	0	2	11886	135	2	0	2	11232	128	2	0	2
			3	12070	137	2	0	2	12010	136	2	0	2	11349	129	2	0	2
			4W	11846	135	2	0	3	11787	134	2	0	3	11139	127	2	0	3
			5QW	12131	138	4	0	2	12070	137	4	0	2	11403	130	4	0	2
	115	109.7	2	15683	143	2	0	2	15605	142	2	0	2	14977	137	2	0	2
			3	15486	141	2	0	2	15411	140	2	0	2	14819	135	2	0	2
			4W	15305	140	2	0	3	15232	139	2	0	3	14646	134	2	0	3
			5QW	15732	143	4	0	2	15653	143	4	0	2	15024	137	4	0	2
	135	133.3	2	18089	136	3	0	3	17999	135	3	0	3	17275	130	3	0	3
			3	17861	134	2	0	2	17776	133	2	0	2	17092	128	2	0	2
			4W	17653	132	2	0	3	17569	132	2	0	3	16893	127	2	0	3
			5QW	18155	136	4	0	2	18064	136	4	0	2	17338	130	4	0	2

ASL2 Performance Data on next page

1 VAC input Lumen values are from photometric test performed in accordance with IESNA LM-79-08. Data is considered to be representative of the configurations. Actual performance may differ as a result of end-user environment and application.

© 2021 Hubbell Outdoor Lighting, a division of Hubbell Lighting, Inc. Specifications subject to change without notice.
701 Millennium Blvd • Greenville, SC 29607 / Tel 864.678.1000 / Website www.hubbelloutdoor.com

HUBBELL Lighting

HUBBELL Outdoor Lighting

DATE: LOCATION:

TYPE: PROJECT:

CATALOG #:

AIRO Micro Strike

AREA/SITE/ROAD LIGHTER

PERFORMANCE DATA

Description	Nominal Wattage	System Watts	Dist. Type	5K (5000K NOMINAL 70 CRI)					4K (4000K NOMINAL 70 CRI)					3K (3000K NOMINAL 70 CRI)				
				Lumens	LPW[1]	B	U	G	Lumens	LPW[1]	B	U	G	Lumens	LPW[1]	B	U	G
ASL2	145	143.0	2	21007	147	3	0	4	20902	146	3	0	4	20061	140	3	0	4
			3	20842	146	3	0	4	20738	145	3	0	4	19904	139	3	0	4
			4W	20595	144	3	0	5	20492	143	3	0	5	19668	138	3	0	5
			5QW	21130	148	5	0	4	21024	147	5	0	4	20179	141	5	0	4
	170	168.0	2	24447	146	3	0	4	24325	145	3	0	4	23347	139	3	0	4
			3	24256	144	3	0	4	24134	144	3	0	4	23164	138	3	0	4
			4W	23968	143	3	0	5	23848	142	3	0	5	22889	136	3	0	5
			5QW	24591	146	5	0	4	24468	146	5	0	4	23484	140	5	0	4
	185	185.0	2	26651	144	4	0	5	26518	143	4	0	5	25452	138	4	0	5
			3	26442	143	3	0	4	26310	142	3	0	4	25252	136	3	0	4
			4W	26129	141	4	0	5	25998	141	4	0	5	24953	135	4	0	5
			5QW	26808	145	5	0	5	26674	144	5	0	5	25602	138	5	0	5
	210	210.0	2	29880	142	3	0	4	29731	142	3	0	4	28535	136	3	0	4
			3	29646	141	3	0	4	29497	140	3	0	4	28312	135	3	0	4
			4W	29294	139	3	0	5	29148	139	3	0	5	27976	133	3	0	5
			5QW	30056	143	5	0	4	29905	142	5	0	4	28703	137	5	0	4
	235	235.0	2	32959	140	3	0	4	32794	140	3	0	4	31475	134	3	0	4
			3	32700	139	3	0	4	32537	138	3	0	4	31229	133	3	0	4
			4W	32312	137	3	0	5	32151	137	3	0	5	30858	131	3	0	5
			5QW	33152	141	5	0	4	32987	140	5	0	4	31661	135	5	0	4
	255	261.2	2	36218	139	4	0	5	36037	138	4	0	5	34588	132	4	0	5
			3	35934	138	3	0	4	35754	137	3	0	4	34317	131	3	0	4
			4W	35508	136	4	0	5	35330	135	4	0	5	33910	130	4	0	5
			5QW	36431	139	5	0	5	36249	139	5	0	5	34792	133	5	0	5

1 VAC input Lumen values are from photometric test performed in accordance with IESNA LM-79-08. Data is considered to be representative of the configurations. Actual performance may differ as a result of end-user environment and application.

© 2021 Hubbell Outdoor Lighting, a division of Hubbell Lighting, Inc. Specifications subject to change without notice.
701 Millennium Blvd • Greenville, SC 29607 / Tel 864.678.1000 / Website www.hubbelloutdoor.com

HUBBELL Lighting

HUBBELL Outdoor Lighting

DATE: LOCATION:

TYPE: PROJECT:

CATALOG #:

AIRO Micro Strike

AREA/SITE/ROAD LIGHTER

ELECTRICAL DATA

Family	Nominal Wattage	Input Voltage (Volts)	Current (AMPS)	System Power (Watts)
AIRO (ASL1)	25	120	0.21	25.4
		208	0.12	
		240	0.11	
		277	0.09	
		347	0.07	
		480	0.05	
	39	120	0.32	38
		208	0.18	
		240	0.16	
		277	0.14	
		347	0.11	
		480	0.08	
	50	120	0.41	49.7
		208	0.24	
		240	0.21	
		277	0.18	
		347	0.14	
		480	0.10	
	70	120	0.57	68.4
		208	0.33	
		240	0.29	
		277	0.25	
		347	0.20	
		480	0.14	
	100	120	0.73	88
		208	0.42	
		240	0.37	
		277	0.32	
		347	0.25	
		480	0.18	
	115	120	0.91	109.7
		208	0.53	
		240	0.46	
		277	0.40	
		347	0.32	
		480	0.23	
	135	120	1.11	133.3
		208	0.64	
		240	0.56	
		277	0.48	
		347	0.38	
		480	0.28	
AIRO (ASL2) Next Page				

© 2021 Hubbell Outdoor Lighting, a division of Hubbell Lighting, Inc. Specifications subject to change without notice.
701 Millennium Blvd • Greenville, SC 29607 / Tel 864.678.1000 / Website www.hubbelloutdoor.com

HUBBELL Lighting

HUBBELL Outdoor Lighting

DATE: LOCATION:

TYPE: PROJECT:

CATALOG #:

AIRO Micro Strike

AREA/SITE/ROAD LIGHTER

ELECTRICAL DATA (CONT'D)

Family	Nominal Wattage	Input Voltage (Volts)	Current (AMPS)	System Power (Watts)
AIRO (ASL2)	145	120	1.19	143.0
		208	0.69	
		240	0.60	
		277	0.52	
		347	0.41	
		480	0.30	
	170	120	1.40	168.0
		208	0.81	
		240	0.70	
		277	0.61	
		347	0.48	
		480	0.35	
	185	120	1.54	185.0
		208	0.89	
		240	0.77	
		277	0.67	
		347	0.53	
		480	0.39	
	210	120	1.75	210.0
		208	1.01	
		240	0.88	
		277	0.76	
		347	0.61	
		480	0.44	
	235	120	1.96	235.0
		208	1.13	
		240	0.98	
		277	0.85	
		347	0.68	
		480	0.49	
	255	120	2.18	261.2
		208	1.26	
		240	1.09	
		277	0.94	
		347	0.75	
		480	0.54	

© 2021 Hubbell Outdoor Lighting, a division of Hubbell Lighting, Inc. Specifications subject to change without notice.
701 Millennium Blvd • Greenville, SC 29607 / Tel 864.678.1000 / Website www.hubbelloutdoor.com

HUBBELL Lighting

HUBBELL Outdoor Lighting

DATE: LOCATION:

TYPE: PROJECT:

CATALOG #:

AIRO Micro Strike

AREA/SITE/ROAD LIGHTER

PROJECTED LUMEN MAINTENANCE

Ambient Temperature	OPERATING HOURS					
	0	25,000	TM-21-11[1] L96 60,000	50,000	100,000	L70 (Hours)
25°C / 77°F	1.00	0.97	0.96	0.95	0.91	408,000
40°C / 104°F	0.99	0.96	0.95	0.94	0.89	356,000

1. Projected per IESNA TM-21-11 (* Cree XP-L, 2100mA, 105°C Ts, 6,000hrs)

LUMINAIRE AMBIENT TEMPERATURE FACTOR (LATF)

Ambient Temperature		Lumen Multiplier
0° C	32° F	1.06
10° C	50° F	1.03
20° C	68° F	1.01
25° C	77° F	1.00
30° C	86° F	0.99
40° C	104° F	0.97
50° C	122° F	0.94

Use these factors to determine relative lumen output for average ambient temperatures from 0-40°C (32-104°F).

DIMENSIONS

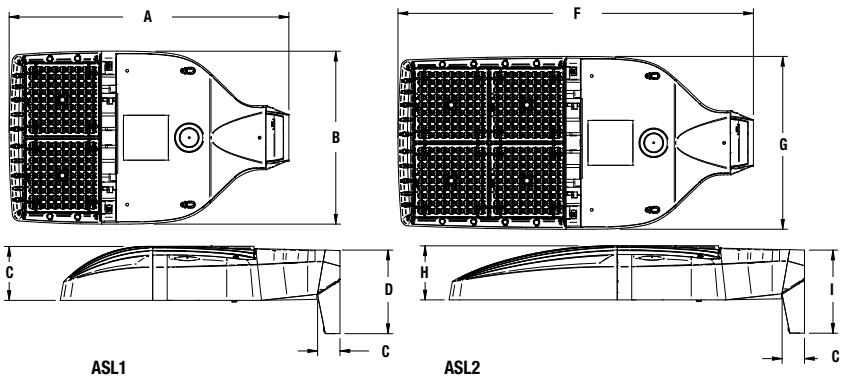

	Weight
ASL1	14.47 lbs (6.56 kgs)
ASL2	17.47 lbs (7.92 kgs)

A	B	C	D	E	F	G	H	I	ASL1 EPA@0°	ASL2 EPA@0°	ASL1 w/ HSS	ASL2 w/ HSS
18.9"	11.7"	3.7"	5.65"	1.5"	24.0"	11.7"	3.7"	5.62"	.46 ft.^{2}	.56 ft.^{2}	.73 ft.^{2}	1.01 ft.^{2}
480mm	297mm	94mm	144mm	38mm	610mm	297mm	94mm	143mm	.14 m^2	.17 m^2	.22 m^2	.31 m^2

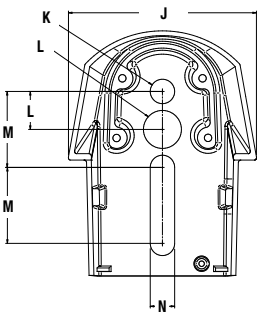

J	K	L	M	N
4.33"	.562"	.875"	1.75"	.562"
480mm	297mm	94mm	610mm	297mm

PHOTOMETRY

The following diagrams represent the general distribution options offered for this product. For detailed information on specific product configurations, see website photometric test reports.

Type II

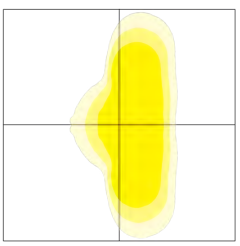

Type III

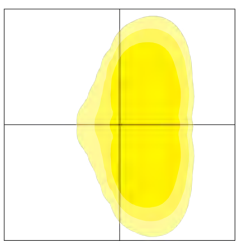

Type IV

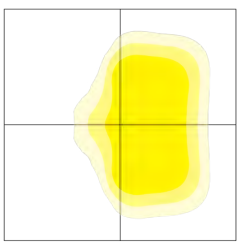

Type V

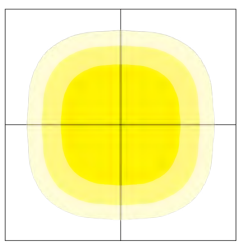

© 2021 Hubbell Outdoor Lighting, a division of Hubbell Lighting, Inc. Specifications subject to change without notice.
701 Millennium Blvd • Greenville, SC 29607 / Tel 864.678.1000 / Website www.hubbelloutdoor.com

HUBBELL Lighting

HUBBELL Outdoor Lighting

DATE:	LOCATION:
TYPE:	PROJECT:
CATALOG #:	

AIRO Micro Strike

AREA/SITE/ROAD LIGHTER

ADDITIONAL INFORMATION (CONT'D)

OCCUPANCY SENSOR

- Individual fixture control
- Dims product when space is not occupied

7-PIN RECEPTACLE

- Compatible with 3-pin, 5-pin or 7-pin photocontrols
- Turns fixture on when sun sets, off when sun rises
- Wireless networked solution
- For use with a variety of control platforms

*Additional accessories required.

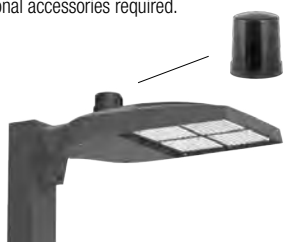

NX

NX DISTRIBUTED™ INTELLIGENCE

Hubbell Controls Solutions' NX Distributed Intelligence™ platform delivers a lighting control solution capable of seamlessly connecting exterior and interior applications.

- Standalone or networked fixture control
- Astronomical time schedules
- BACnet building networking
- Connects with indoor wired, wireless or hybrid networks
- Wireless setup via app
- Occupancy Sensor option dims product when space is not occupied

SITESYNC LIGHTING CONTROL

SiteSync Lighting Control

SiteSync Lighting Control delivers flexible control strategies for reducing power consumption and minimizing maintenance costs while delivering the right light levels with a simple and affordable wireless solution.

- Pre-commissioning options available
- Standalone or networked fixture control
- Astronomical time schedules
- Occupancy Sensor option dims product when space is not occupied

© 2021 Hubbell Outdoor Lighting, a division of Hubbell Lighting, Inc. Specifications subject to change without notice.
701 Millennium Blvd • Greenville, SC 29607 / Tel 864.678.1000 / Website www.hubbelloutdoor.com

HUBBELL Lighting

HUBBELL Outdoor Lighting

AIRO Micro Strike

AREA/SITE/ROAD LIGHTER

ADDITIONAL INFORMATION (CONT'D)

PROGRAMMED CONTROLS

ADD-AutoDim Timer Based Options

- Light delay options from 1-9 hours after the light is turned on to dim the light by 10-100%. To return the luminaire to its original light level there are dim return options from 1-9 hours after the light has been dimmed previously.

EX: ADD-6-5-R6

ADD Control Options	Configurations Choices	Example Choice Picked
Auto-Dim Options	1-9 Hours	6
Auto-Dim Brightness	0-9% Brightness	5
Auto-Dim Return	Delay 0-9 Hours	R6

ADT-AutoDim Time of Day Based Option

- Light delay options from 1AM-9PM after the light is turned on to dim the light by 10-100%. To return the luminaire to its original light level there are dim return options from 1AM-9PM after the light has been dimmed previously.

EX: ADT-6-5-R6

ADD Control Options	Configurations Choices	Example Choice Picked
Auto-Dim Options	12-3 AM and 6-11 PM	6
Auto-Dim Brightness	0-9% Brightness	5
Auto-Dim Return	12-6 AM and 9-11P	R6

MOUNTING



Arm Mount – Fixture ships with integral arm for ease of installation. Compatible with Hubbell Outdoor S2 drill pattern.



MAF – Fits 2-3/8" OD arms Roadway applications.

Wall Mount – Wall mount bracket designed for building mount applications.

© 2021 Hubbell Outdoor Lighting, a division of Hubbell Lighting, Inc. Specifications subject to change without notice.
701 Millennium Blvd • Greenville, SC 29607 / Tel 864.678.1000 / Website www.hubbelloutdoor.com

HUBBELL Lighting

HUBBELL Outdoor Lighting

DATE: LOCATION:

TYPE: PROJECT:

CATALOG #:

AIRO Micro Strike

AREA/SITE/ROAD LIGHTER

ADDITIONAL INFORMATION (CONT'D)

MOUNTING (CONT'D)

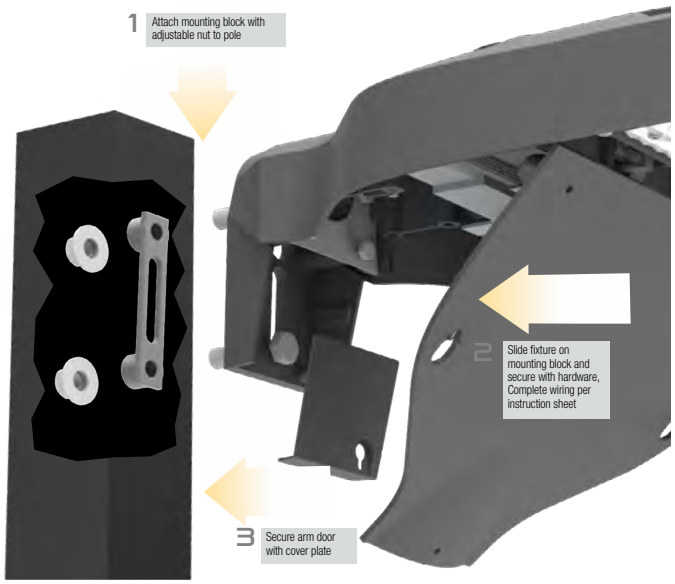

Universal Mount – Universal mounting block for ease of installation. Compatible with drill patterns from 2.5" to 4.5"

ACCESSORY

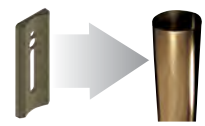

ROUND POLE ADAPTER

WB-AREA-XX

SPOKE BRACKET (single arm shown) Horizontal round arm tenon adapters for use with MAF mounting type or accessory kit. Reference SH Spoke Pole Top Brackets for ordering information.

© 2021 Hubbell Outdoor Lighting, a division of Hubbell Lighting, Inc. Specifications subject to change without notice.
701 Millennium Blvd • Greenville, SC 29607 / Tel 864.678.1000 / Website www.hubbelloutdoor.com

HUBBELL Lighting

HUBBELL Outdoor Lighting

DATE: LOCATION:
TYPE: PROJECT:
CATALOG #:

AIRO Micro Strike

AREA/SITE/ROAD LIGHTER

ADDITIONAL INFORMATION (CONT'D)

CONFIGURATIONS

ASLx HSS-90-B-xx

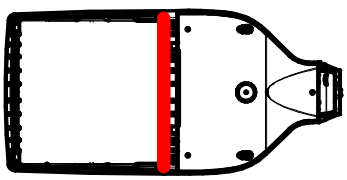

ASLx HSS-270-BSS-xx

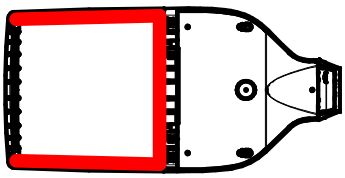

ASLx HSS-360-xx

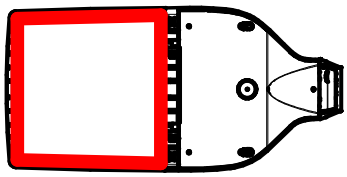

ASLx HSS-90-F-xx

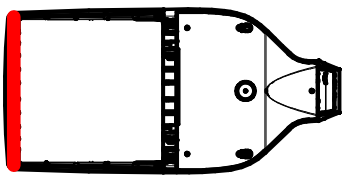

ASLx HSS-270-FSS-xx

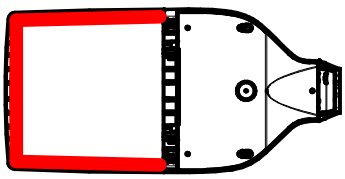

ASLx HSS-90-S-xx

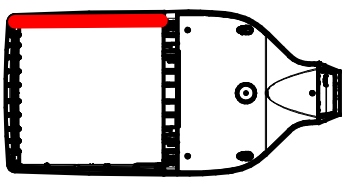

ASLx HSS-270-FSB-xx

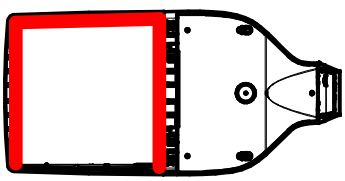

ASLx HSS-90-S-xx

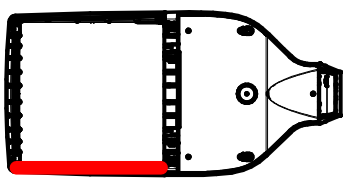

ASLx HSS-270-FSB-xx

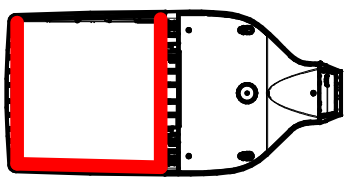

USE OF TRADEMARKS AND TRADE NAMES

All product and company names, logos and product identifies are trademarks ™ or registered trademarks ® of Hubbell Lighting, Inc. or their respective owners. Use of them does not necessarily imply any affiliation with or endorsement by such respective owners.

© 2021 Hubbell Outdoor Lighting, a division of Hubbell Lighting, Inc. Specifications subject to change without notice.
701 Millennium Blvd • Greenville, SC 29607 / Tel 864.678.1000 / Website www.hubbelloutdoor.com

HUBBELL Lighting

HUBBELL Outdoor Lighting

DATE:	LOCATION:
TYPE:	PROJECT:
CATALOG #:	

RESET

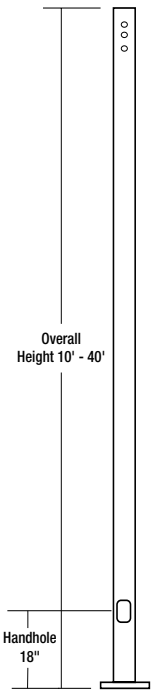

APPLICATIONS

Lighting installations for side and top mounting of luminaires with effective projected area (EPA) not exceeding maximum allowable loading of the specified pole in its installed geographic location

CONSTRUCTION

- Shaft: One-piece straight steel with square cross section, flat sides and minimum 0.23" radius on all corners; Minimum yield of 46,000 psi (ASTM-A500, Grade B); Longitudinal weld seam to appear flush with shaft side wall; Steel base plate with axial bolt circle slots welded to pole shaft having minimum yield of 36,000 psi (ASTM A36)
- base cover: Two-piece square aluminum base cover included standard
- pole cap: Pole shaft supplied with removable cover when applicable; Tenon and post-top configurations also available
- hand hole: Rectangular 3x5 steel hand hole frame (2.38" x 4.38" opening); Mounting provisions for grounding lug located behind gasketed cover
- anchor bolts: Four galvanized anchor bolts provided per pole with minimum yield of 55,000 psi (ASTM F1554). Galvanized hardware with two washers and two nuts per bolt for leveling
- Anchor bolt part numbers:

  3/4 x 30 x 3 — TAB-30-M38

  1 x 36 x 4 — TAB-36-M38

FINISH

- Durable thermoset polyester powder coat paint finish with nominal 3.0 mil thickness
- Powder paint prime applied over "white metal" steel substrate cleaned via mechanical shot blast method
- Decorative finish coat available in multiple standard colors; Custom colors available; RAL number preferable

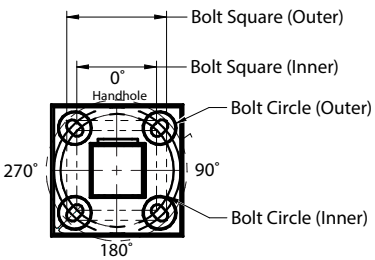

WAREHOUSE 'STOCKED' POLES:

- SSSH-20-40-STK and SSSH-25-40-STK
- The above catalog numbers use a combination of the S2 and B3 drill pattern

POLE CAP

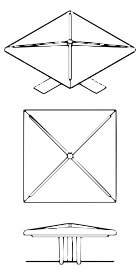

TENON

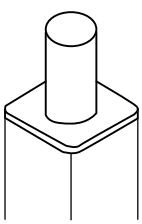

BASE COVER

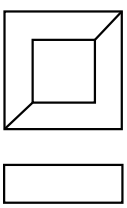

BASE DETAIL

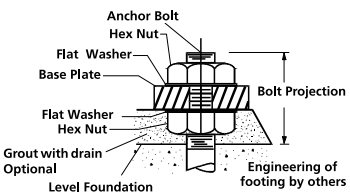

© 2022 HUBBELL OUTDOOR LIGHTING, All Rights Reserved • For more information visit our website: www.hubbelloutdoor.com • Printed in USA ss s-H poles-JAN 01/2022

HUBBELL Outdoor Lighting

HUBBELL Outdoor Lighting

DATE: LOCATION:

TYPE: PROJECT:

CATALOG #:

RESET

ORDERING GUIDE

Example: SSS–H–25–40–A/B/C–2L-S2-DBT-UL

CATALOG #

Series	Height	Shaft	Thickness	Mounting
SSS-H Square Straight Steel Pole Hubbell Outdoor	Reference page 2 Ordering matrix	Reference page 2 Ordering matrix	Reference page 3 Ordering matrix	**1** Single arm mount
				2 Two fixtures at 180˚
				2L Two fixtures at 90˚
				3T Three fixtures at 90˚
				4 Four fixtures at 90˚
				TA Tenon (2.38" OD x 4" Tall)
				TB Tenon (2.88" OD x 4" Tall)
				TC Tenon (3.5" OD x 6" Tall)
				TR[1] Removable Tenon (2.38" x 4")
				OT Open Top (includes pole cap)

Finish

BLT	Black Matte Textured
BLS	Black Gloss Smooth
DBT	Dark Bronze Matte Textured
DBS	Dark Bronze Gloss Smooth
GTT	Graphite Matte Textured
LGS	Light Grey Gloss Smooth
PSS	Platinum Silver Smooth
WHT	White Matte Textured
WHS	White Gloss Smooth
VGT	Verde Green Textured

Color Option

CC	Custom Colors

Drill Pattern

B3	2 bolt (2-1/2" spacing), Ratio
S2	2 bolt (3-1/2" spacing)

Options

GFI[2]	20 Amp GFCI Receptacle and Cover
EHH[2]	Extra Handhole
C05[2]	.5" Coupling
C07[2]	.75" Coupling
C20[2]	2" Coupling
MPB[2]	Mid-pole Luminaire Bracket
VM2	2nd mode vibration damper
LAB	Less Anchor Bolts
UL	UL Certified

MOUNTING ORIENTATION

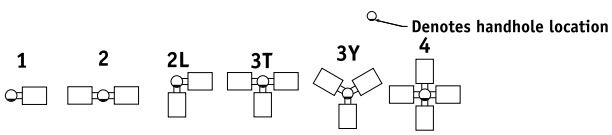

ACCESSORIES- ORDER SEPARATELY

CATALOG NUMBER	DESCRIPTION
VM1[3]	1st mode vibration damper
VM2SXX*	2nd mode vibration damper

* XX = 08 for 8', 12 for 12', 15 for 16', 20 for 20', and 24' for 24'

Notes:
1 Removable tenon used in conjunction with side arm mounting. First specify desired arm
2 Specify option location using logic found on page 1 (Option Orientation)
3 VM1 recommended on poles 20' and taller with EPA of less than 1.

© 2022 HUBBELL OUTDOOR LIGHTING, All Rights Reserved • For more information visit our website: www.hubbelloutdoor.com • Printed in USA ss s-H poles-JAN 01/2022

HUBBELL Outdoor Lighting

HUBBELL Outdoor Lighting

DATE: LOCATION:

TYPE: PROJECT:

CATALOG #:

RESET

ORDERING GUIDE (CONTINUED)

Catalog Number	Height		Nominal Shaft Dimensions	Wall Thickness	Bolt Circle (suggested)	Bolt Circle (range)	Bolt Square (range)	Base Plate Square	Anchor bolt size	Bolt Projection	Pole weight
	Feet	Meters									
SSS-H-10-40-A-XX-XX	10	3.0	4” square	0.125”	9”	8”-10”	5.66”-7.07”	9”	3/4”x30”x3”	3.5	77
SSS-H-12-40-A-XX-XX	12	3.7	4” square	0.125”	9”	8”-10”	5.66”-7.07”	9”	3/4”x30”x3”	3.5	90
SSS-H-14-40-A-XX-XX	14	4.3	4” square	0.125”	9”	8”-10”	5.66”-7.07”	9”	3/4”x30”x3”	3.5	103
SSS-H-16-40-A-XX-XX	16	4.9	4” square	0.125”	9”	8”-10”	5.66”-7.07”	9”	3/4”x30”x3”	3.5	116
SSS-H-18-40-A-XX-XX	18	5.5	4” square	0.125”	9”	8”-10”	5.66”-7.07”	9”	3/4”x30”x3”	3.5	129
SSS-H-20-40-A-XX-XX	20	6.1	4” square	0.125”	9”	8”-10”	5.66”-7.07”	9”	3/4”x30”x3”	3.5	142
SSS-H-25-40-A-XX-XX	25	7.6	4” square	0.125”	9”	8”-10”	5.66”-7.07”	9”	3/4”x30”x3”	3.5	175
SSS-H-14-40-B-XX-XX	14	4.3	4” square	.188”	11”	10”-12”	7.07”-8.48”	10.50”	3/4”x30”x3”	3.5	152
SSS-H-16-40-B-XX-XX	16	4.9	4” square	.188”	11”	10”-12”	7.07”-8.48”	10.50”	3/4”x30”x3”	3.5	171
SSS-H-18-40-B-XX-XX	18	5.5	4” square	.188”	11”	10”-12”	7.07”-8.48”	10.50”	3/4”x30”x3”	3.5	190
SSS-H-20-40-B-XX-XX	20	6.1	4” square	.188”	11”	10”-12”	7.07”-8.48”	10.50”	3/4”x30”x3”	3.5	209
SSS-H-25-40-B-XX-XX	25	7.6	4” square	.188”	11”	10”-12”	7.07”-8.48”	10.50”	3/4”x30”x3”	3.5	257
SSS-H-30-40-B-XX-XX	30	9.1	4” square	.188”	11”	10”-12”	7.07”-8.48”	10.50”	3/4”x30”x3”	3.5	304
SSS-H-16-50-B-XX-XX	16	4.9	5” square	.188”	11”	10.25”-13.25”	7.25”-9.37”	11.50”	1”x36”x4”	4.5	219
SSS-H-18-50-B-XX-XX	18	5.5	5” square	.188”	11”	10.25”-13.25”	7.25”-9.37”	11.50”	1”x36”x4”	4.5	243
SSS-H-20-50-B-XX-XX	20	6.1	5” square	.188”	11”	10.25”-13.25”	7.25”-9.37”	11.50”	1”x36”x4”	4.5	267
SSS-H-25-50-B-XX-XX	25	7.6	5” square	.188”	11”	10.25”-13.25”	7.25”-9.37”	11.50”	1”x36”x4”	4.5	327
SSS-H-30-50-B-XX-XX	30	9.1	5” square	.188”	11”	10.25”-13.25”	7.25”-9.37”	11.50”	1”x36”x4”	4.5	387
SSS-H-25-50-C-XX-XX	25	7.6	5” square	.25”	11”	10.25”-13.25”	7.25”-9.37”	11.50”	1”x36”x4”	4.5	427
SSS-H-30-50-C-XX-XX	30	9.1	5” square	.25”	11”	10.25”-13.25”	7.25”-9.37”	11.50”	1”x36”x4”	4.5	507
SSS-H-20-60-B-XX-XX	20	6.1	6” square	.188”	12”	11.00”-13.25”	7.81”-9.37”	12.25”	1”x36”x4”	5.0	329
SSS-H-25-60-B-XX-XX	25	7.6	6” square	.188”	12”	11.00”-13.25”	7.81”-9.37”	12.25”	1”x36”x4”	5.0	404
SSS-H-30-60-B-XX-XX	30	9.1	6” square	.188”	12”	11.00”-13.25”	7.81”-9.37”	12.25”	1”x36”x4”	5.0	479
SSS-H-35-60-B-XX-XX	35	10.7	6” square	.188”	12”	11.00”-13.25”	7.81”-9.37”	12.25”	1”x36”x4”	5.0	554
SSS-H-40-60-B-XX-XX	40	12.2	6” square	.188”	12”	11.00”-13.25”	7.81”-9.37”	12.25”	1”x36”x4”	5.0	629

Notes:
1 Factory supplied template must be used when setting anchor bolts. Hubbell Lighting will deny any claim for incorrect anchorage placement resulting from failure to use factory supplied template and anchor bolts.

EHH EXTRA HANDHOLE

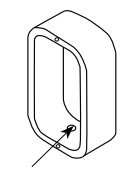

C05 - C07 - C20 - COUPLING

VM1 - VIBRATION DAMPER 1ST MODE

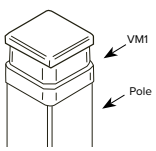

Field Installed Pole Top damper designed to reduce pole top deflection or sway. VM1 is recommended for pole systems 20' and taller with a total EPA of 1.0 or less.

VM2 - VIBRATION DAMPER 2ND MODE

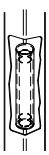

Factory installed, internal damper designed to alter pole resonance to reduce movement and material fatigue caused by 2nd mode vibration.

VM2SXX - VIBRATION DAMPER 2ND MODE

VM2S08 – 8'
VM2S12 – 12'
VM2S16 – 16'
VM2S20 – 20'
VM2S24 – 24'

Field installed, internal damper designed to alter pole resonance to reduce movement and material fatigue caused by 2nd mode vibration.

GFI – 20 AMP GFCI RECEPTACLE & COVER

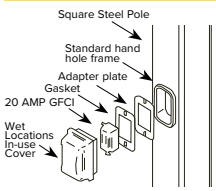

MPB - MID POLE BRACKET

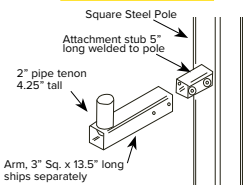

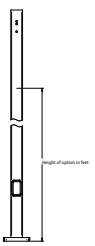

OPTION ORIENTATION

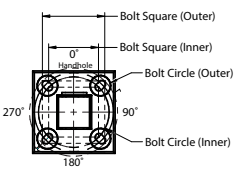

Follow the logic below when ordering location specific options. For each option, include its orientation (in degrees) and its height (in feet). Example: Option C07 should be ordered as: SSS-H-20-40-A-TA-DBT-CO7-0-15 (.5” coupling on the handhole/arm side of pole, 15 feet up from the pole base) 1' spacing required between option. Consult factory for other configurations.

© 2022 HUBBELL OUTDOOR LIGHTING, All Rights Reserved • For more information visit our website: www.hubbelloutdoor.com • Printed in USA ss s-H poles-JAN 01/2022

HUBBELL Outdoor Lighting

Submitted by Lighting Dynamics, Inc.

Lighting Dynamics, Inc. EST. 1996

Job Name:
K-Town
Architect: UnknownArch
Engineer: Unknown Engineer

Catalog Number:
SSSH16-40A-1-B3-DBT-UL

Notes:

Type:
SA

LDI22-538182

HUBBELL Outdoor Lighting

DATE: LOCATION:

TYPE: PROJECT:

CATALOG #:

RESET

ASCE7-05 WIND MAP

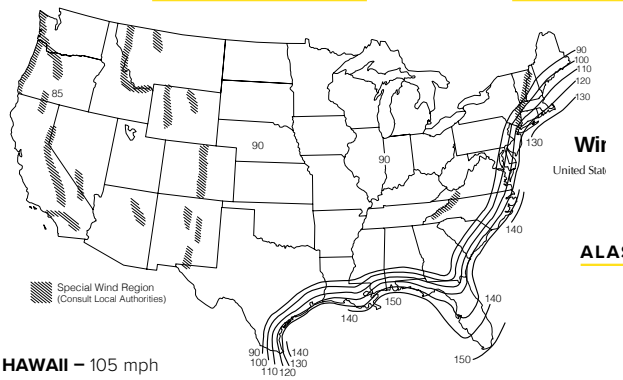

HAWAII – 105 mph

PUERTO RICO – 145 mph

FLORIDA REGION WIND MAP

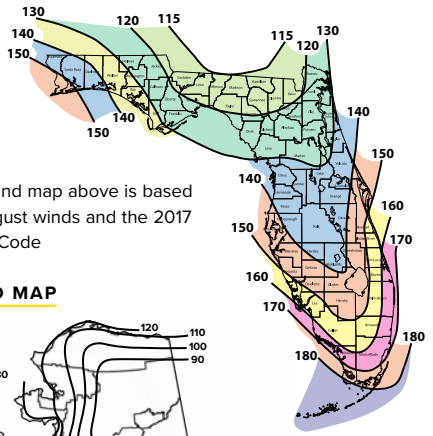

- Florida region wind map above is based upon 3-second gust winds and the 2017 Florida Building Code

ALASKA REGION WIND MAP

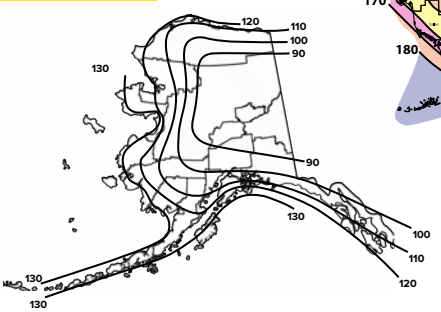

ASCE 7-05 wind map EPA Load Rating - 3 second gust wind speeds (Use for all locations except Florida)										
Catalog Number	85	90	100	105	110	120	130	140	145	150
SSS-H-10-40-A	25.0	25.0	25.0	22.8	20.6	17.0	14.2	11.9	11.0	10.1
SSS-H-12-40-A	25.0	25.0	20.0	18.0	16.1	13.2	10.8	8.9	8.1	7.4
SSS-H-14-40-A	23.1	20.4	16.1	14.3	12.8	10.2	8.2	6.6	5.9	5.3
SSS-H-16-40-A	19.0	16.7	13.0	11.5	10.1	7.9	6.2	4.7	4.1	3.6
SSS-H-18-40-A	15.6	13.6	10.0	9.0	7.8	5.9	4.4	3.1	2.6	2.1
SSS-H-20-40-A	12.7	10.9	7.9	6.9	5.9	4.2	2.8	1.7	1.3	0.9
SSS-H-25-40-A	7.3	5.9	3.8	2.9	2.1	0.8	NR	NR	NR	NR
SSS-H-14-40-B	25.0	25.0	23.3	20.8	18.6	15.1	12.3	10.2	9.2	8.4
SSS-H-16-40-B	25.0	24.9	19.4	17.3	15.4	12.3	9.9	8.0	7.2	6.4
SSS-H-18-40-B	24.0	20.8	16.1	14.2	12.5	9.8	7.7	6.1	5.3	4.7
SSS-H-20-40-B	20.2	17.5	13.2	11.6	10.1	7.7	5.9	4.4	3.8	3.2
SSS-H-25-40-B	12.8	11.0	7.9	6.7	5.5	3.7	2.3	1.2	0.7	NR
SSS-H-30-40-B	8.0	6.6	4.1	3.1	2.2	0.8	NR	NR	NR	NR
SSS-H-16-50-B	25.0	25.0	25.0	25.0	24.8	20.1	16.5	13.6	12.3	11.2
SSS-H-18-50-B	25.0	25.0	25.0	22.9	20.4	16.4	13.2	10.7	9.6	8.6
SSS-H-20-50-B	25.0	25.0	21.3	18.9	16.7	13.2	10.4	8.1	7.2	6.3
SSS-H-25-50-B	20.7	17.8	13.3	11.5	9.8	7.2	5.0	3.3	2.6	1.9
SSS-H-30-50-B	13.5	11.3	7.7	6.2	4.9	2.8	1.1	NR	NR	NR
SSS-H-25-50-C	25.0	25.0	19.4	17.1	15.1	11.7	9.0	6.9	6.0	5.1
SSS-H-30-50-C	20.1	17.3	12.7	10.9	9.3	6.6	4.5	2.8	2.1	1.4
SSS-H-20-60-B	25.0	25.0	25.0	25.0	25.0	20.2	16.1	12.9	11.5	10.3
SSS-H-25-60-B	25.0	25.0	20.6	18.0	15.6	11.8	8.7	6.2	5.2	4.2
SSS-H-30-60-B	21.4	18.1	12.9	10.7	8.8	5.7	3.3	1.3	NR	NR
SSS-H-35-60-B	14.0	11.3	6.9	5.2	3.6	1.0	NR	NR	NR	NR
SSS-H-40-60-B	8.1	5.8	2.2	NR	NR	NR	NR	NR	NR	NR

Florida Building Code 2017 EPA Load Rating - 3 second gust wind speeds (Use for Florida only)								
Catalog Number	115	120	130	140	150	160	170	180
SSS-H-10-40-A	25.0	25.0	25.0	25.0	21.4	18.4	15.9	13.9
SSS-H-12-40-A	25.0	25.0	23.6	19.8	16.7	14.2	12.1	10.4
SSS-H-14-40-A	25.0	23.1	19.0	15.7	13.1	10.9	9.1	7.6
SSS-H-16-40-A	20.8	18.7	15.2	12.3	10.1	8.2	6.7	5.4
SSS-H-18-40-A	16.8	15.0	11.9	9.4	7.5	5.9	4.5	3.4
SSS-H-20-40-A	13.6	11.9	9.2	7.1	5.3	3.9	2.7	1.7
SSS-H-25-40-A	7.4	6.2	4.1	2.5	1.1	NR	NR	NR
SSS-H-14-40-B	25.0	23.6	19.4	16.1	13.4	11.2	9.4	7.8
SSS-H-16-40-B	21.4	19.2	15.6	12.7	10.4	8.5	6.9	5.6
SSS-H-18-40-B	17.2	15.4	12.2	9.7	7.7	6.1	4.7	3.6
SSS-H-20-40-B	13.9	12.3	9.5	7.3	5.5	4.1	2.9	1.9
SSS-H-25-40-B	7.7	6.4	4.3	2.6	1.3	NR	NR	NR
SSS-H-30-40-B	3.2	2.1	NR	NR	NR	NR	NR	NR
SSS-H-16-50-B	25.0	25.0	25.0	25.0	25.0	21.4	18.2	15.5
SSS-H-18-50-B	25.0	25.0	25.0	24.4	20.4	17.0	14.2	11.9
SSS-H-20-50-B	25.0	25.0	24.4	19.9	1 6.3	13.4	11.0	8.9
SSS-H-25-50-B	21.8	19.3	15.0	11.5	8.8	6.5	4.7	3.1
SSS-H-30-50-B	13.7	11.7	8.2	5.5	3.3	1.5	NR	NR
SSS-H-25-50-C	21.8	19.3	15.0	11.5	8.8	6.5	4.7	3.1
SSS-H-30-50-C	13.7	11.7	8.2	5.5	3.3	1.5	NR	NR
SSS-H-20-60-B	25.0	25.0	25.0	21.9	17.8	14.5	11.7	9.4
SSS-H-25-60-B	23.8	20.9	16.1	12.3	9.2	6.6	4.5	2.8
SSS-H-30-60-B	14.6	12.3	8.4	5.3	2.8	0.8	NR	NR
SSS-H-35-60-B	7.5	5.6	2.4	NR	NR	NR	NR	NR
SSS-H-40-60-B	1.8	NR	NR	NR	NR	NR	NR	NR

© 2022 HUBBELL OUTDOOR LIGHTING, All Rights Reserved • For more information visit our website: www.hubbelloutdoor.com • Printed in USA ss s-H poles-JAN 01/2022

HUBBELL Outdoor Lighting

HUBBELL Outdoor Lighting

DATE:	LOCATION:
TYPE:	PROJECT:
CATALOG #:	

RESET

Notes:

1 Allowable EPA, to determine max pole loading weight, multiply allowable EPA by 30 lbs.

2 The tables for allowable pole EPA are based on the ASCE 7-05 Wind Map or the Florida Region Wind Map for the 2010 Florida Building Code. The Wind Maps are intended only as a general guide and cannot be used in conjunction with other maps. Always consult local authorities to determine maximum wind velocities, gusting and unique wind conditions for each specific application

3 Allowable pole EPA for jobsite wind conditions must be equal to or greater than the total EPA for fixtures, arms, and accessories to be assembled to the pole. Responsibility lies with the specifier for correct pole selection. Installation of poles without luminaires or attachment of any unauthorized accessories to poles is discouraged and shall void the manufacturer's warranty

4 Wind speeds and listed EPAs are for ground mounted installations. Poles mounted on structures (such as bridges and buildings) must consider vibration and coefficient of height factors beyond this general guide; Consult local and federal standards

5 Wind Induced Vibration brought on by steady, unidirectional winds and other unpredictable aerodynamic forces are not included in wind velocity ratings. Consult Hubbell Lighting's Pole Vibration Application Guide for environmental risk factors and design considerations. https://hubbellcdn.com/ohwassets/HLI/outdoor/resources/literature/files/Pole_Wind_Induced_Flyer_HLOI0022.pdf

6 Extreme Wind Events like, Hurricanes, Typhoons, Cyclones, or Tornadoes may expose poles to flying debris, wind shear or other detrimental effects not included in wind velocity ratings

Due to our continued efforts to improve our products, product specifications are subject to change without notice.

© 2022 HUBBELL OUTDOOR LIGHTING, All Rights Reserved • For more information visit our website: www.hubbelloutdoor.com • Printed in USA ss s-H poles-JAN 01/2022

HUBBELL Outdoor Lighting

HUBBELL Outdoor Lighting

DATE: | LOCATION:
TYPE: | PROJECT:
CATALOG #:

AIRO Micro Strike

AREA/SITE/ROAD LIGHTER

FEATURES

- Compact sleek design with multiple LED configurations and simple installation
- The Airo includes a universal mounting block for easy pole installation or mast arm option for 2-3/8 ft OD roadway brackets
- Capable of replacing up to 1000w HID luminaires
- Micro Strike optical distributions of Type 2, 3, 4W or 5QW
- Tool-less entry option for easy installation and maintenance
- 1.5G rated for high vibration applications including bridges and overpasses

C US

See Certification Specifications

RELATED PRODUCTS

RAR1 Ratio RAR2 Ratio Cimarron LED

CONTROL TECHNOLOGY

SiteSync Lighting Control NX DISTRIBUTED™ INTELLIGENCE

SPECIFICATIONS

CONSTRUCTION

- Die-cast housing with hidden vertical heat fins that are optimal for heat dissipation while keeping a clean smooth outer surface
- Corrosion resistant, die-cast aluminum housing with powder coat paint finish
- Separate optical and electrical compartment for improved thermal management and optimum component operation
- TGIC thermoset polyester powder paint finish applied at nominal 2.5 mil thickness

OPTICS

- Entire optical aperture illuminates to create a larger luminous surface area resulting in a low glare appearance without sacrificing optical performance
- Premium engineered individual acrylic lenses deliver IES Type 2, 3, 4W and 5QW distributions
- Lens distributions are field rotatable (in 90˚ increments) or exchangeable for job site fine-tuning
- 3000K, 4000K, or 5000K (70 CRI) CCT
- 80, 160, or 320 midpower LEDs
- 3000K, 4000K or 5000K (70 CRI) CCT
- Zero uplight at 0 degrees of tilt
- Field rotatable optics

INSTALLATION

- Tool-less entry to wiring/driver compartment optional
- Universal mounting block works with #2 drill pattern
- Fixture ships with slotted mounting block to accommodate wide range of drill patterns for easy retrofit opportunities
- Mast arm fitter accessory or option available for 2-3/8" OD brackets with vertical tilt of +3°, 0° or -3°

ELECTRICAL

- Universal 120-277 VAC or 347-480 VAC input voltage, 50/60 Hz
- Ambient operating temperature -40˚ C to 40˚ C
- Drivers have greater than 90% power factor and less than 20% THD
- LED drivers have output power over-voltage, over-current protection and short circuit protection with auto recovery
- Field replaceable surge protection device provides 20KA and 10KV protection meeting ANSI/IEEE C62.41.2 Category C High and Surge Location Category C3; Automatically takes fixture off-line for protection when device is consumed

CONTROLS

- Photo control, occupancy sensor and wireless available for complete on/off and dimming control
- 7-pin ANSI C136.41-2013 photocontrol receptacle option available for twist lock photocontrols or wireless control modules (control accessories sold separately)
- Dimming Drivers are standard and dimming leads are extended out of the luminaire unless control options require connection to the dimming leads. Must specify if wiring leads are to be greater than the 6
- SiteSync™ wireless control system is available via 7-pin See ordering information and details at: www.hubbelllighting.com/sitesync
- NX Distributed Intelligence™ available with in fixture wireless control module, features dimming and occupancy sensor

CONTROLS (CONTINUED)

- wiSCAPE® available with in fixture wireless control module, features dimming and occupancy sensor via 7-pin
- Please consult brand or sales representative when combining control and electrical options as some combinations may not operate as anticipated depending on your application

CERTIFICATIONS

- Listed to UL1598 and CSA C22.2#250.0-24 for wet locations and 40˚C ambient temperatures
- DLC (DesignLights Consortium Qualified),with some Premium Qualified configurations.Please refer to the DLC website for specificproduct qualifications at www.designlights.org
- 1.5G rated for ANSI C136.31 high vibration applications
- IP65 optical assembly
- Meets IDA recommendations using 3K CCT configuration at 0 degrees of tilt
- This product qualifies as a "designated country construction material" per FAR 52.225-11 Buy American-Construction Materials under Trade Agreements effective 04/23/2020. See Buy American Solutions

WARRANTY

- 5 Year warranty
- See HLI Standard Warranty for additional information

KEY DATA	
Lumen Range	3,200–36,000
Wattage Range	25–255
Efficacy Range (LPW)	118–148
Weight lbs. (kg)	14.5–17.5 (6.6–8.0)

© 2021 Hubbell Outdoor Lighting, a division of Hubbell Lighting, Inc. Specifications subject to change without notice.
701 Millennium Blvd • Greenville, SC 29607 / Tel 864.678.1000 / Website www.hubbelloutdoor.com

HUBBELL Lighting

HUBBELL Outdoor Lighting

DATE: LOCATION:

TYPE: PROJECT:

CATALOG #:

AIRO Micro Strike

AREA/SITE/ROAD LIGHTER

ORDERING GUIDE

Example: ASL1-80L-50-3K7-2-UNV-ASQU-BLT-7PRMD-40F

CATALOG # _____

ORDERING INFORMATION

Series		# LEDs		CCT/CRI		Distribution		Rotation/Orientation		Voltage		Mounting	
ASL1	ASL Microstrike Series	**80L-25**	3,000 lm	**3K7**	3000K, 70 CRI	**2**	Type II	**L**	Optic rotation left	**UNV**	Universal 120-277V	**ASQU**	Arm Square w/ Universal Mount
		80L-39	4,500 lm	**4K7**	4000K, 70 CRI	**3**	Type III	**R**	Optic rotation right	**120**	120V	**A3**	AS with 3.5-4.13" OD RPA3 & UM
		80L-50	6,000 lm	**5K7**	5000K, 70 CRI	**4W**	Type 4W			**208**	208V	**A4**	AS with 4.18-5.25" OD RPA4 & U
		160L-70	9,000 lm			**5QW**	Type 5QW			**240**	240V	**A5**	AS with 5.5-6.5" OD RPA5 & UM
		160L-100	12,000 lm							**277**	277V	**MAF**	Mast Arm Fitter for 2-3/8" OD
		160L-115	15,000 lm							**347**	347V		
		160L-135	18,000 lm							**480**	480V		
ASL2	ASL Microstrike Series	**320L-145**	21,000 lm										
		320L-170	24,000 lm										
		320L-185	27,000 lm										
		320L-210	30,000 lm										
		320L-235	33,000 lm										
		320L-255	35,000 lm										

Control Options Network	
SWP[1,2]	SiteSync pre-commissioned
SWPM[1,2]	SiteSync wireless pre-commissioned w/ motion detection
NXSPW14F[1]	NX Wireless, PIR Occupancy Sensor, Dimming Daylight Harvesting, 14' (use white for WH, black for DB, GT, TT, gray for LG, PS)
NXSPW30F[1]	NX Wireless, PIR Occupancy Sensor, Dimming Daylight Harvesting, 30' (use white for WH, black for DB, GT, TT, gray for LG, PS)
NXSP14F[1]	NX, PIR Occupancy Sensor, Dimming Daylight Harvesting, 14' (use white for WH, black for DB, GT, TT, gray for LG, PS)
NXSP30F[1]	NX, PIR Occupancy Sensor, Dimming Daylight Harvesting, 30' (use white for WH, black for DB, GT, TT, gray for LG, PS)
NXWE[1]	NX Wireless Enabled (module + radio)
Stand Alone Sensors	
SCP-8F[5,6]	Remote control programmable line voltage sensor
SCP-40F[5,6]	Remote control programmable line voltage sensor
Control Options Other	
7PR	7 Pin Receptacle
7PR-SC	7 Pin Receptacle with shorting cap
7PR-MD8F	7 pin receptacle with low voltage sensor at 8' mounting for external control accessory
7PR-MD40F	7 pin receptacle with low voltage sensor at 40' mounting for external control accessory
7PR-TL	7 Pin Receptacle with Photocontrol
ADD	AutoDim timer based dimming
ADT	AutoDim time of day dimming
Sensors	
BTS_F	Bluetooth Programmable, PIR Occupancy/Daylight Sensor, 360° lens[7]
BTSO_F	Bluetooth Programmable, PIR Occupancy/Daylight Sensor, 360° lens, up to 12' mounting height [8]

Options	
F[3]	Fusing
BC	Backlight Control
TB[4]	Terminal Block
TE	Tooless Entry
SSF	Stainless Steel Fasteners

Color	
BLT	Black Matte Textured
BLS	Black Gloss Smooth
DBT	Dark Bronze Matte Textured
DBS	Dark Bronze Gloss Smooth
GTT	Graphite Matte Textured
LGS	Light Grey Gloss Smooth
LGT	Light Grey Matte Textured
PSS	Platinum Silver Smooth
WHT	White Matte Textured
WHS	White Gloss Smooth
VGT	Verde Green Textured
Color Option	
CC	Custom Color

Notes:

1 Not compatible with 80L configurations
2 Not compatible with 480V configurations
3 Must specify voltage
4 Not available with a combination or 347/480 and fusing
5 Must specify voltage, 120V or 277V only
6 Order at least one SPC--REMOTE per project location to program and control the occupancy sensor
7 Replace "_" with "14" for up to 14' mounting height, "40F" for 15-40' mounting height
8 Replace "_" with "12" for up to 12' mounting height

© 2021 Hubbell Outdoor Lighting, a division of Hubbell Lighting, Inc. Specifications subject to change without notice.
701 Millennium Blvd • Greenville, SC 29607 / Tel 864.678.1000 / Website www.hubbelloutdoor.com

HUBBELL Lighting

HUBBELL Outdoor Lighting

DATE: | LOCATION:

TYPE: | PROJECT:

CATALOG #:

AIRO Micro Strike

AREA/SITE/ROAD LIGHTER

CONTROL ACCESSORIES (ORDERED SEPARATELY)

	Catalog Number	Description
☐	**SCP-Remote**	Remote Control for SCP/_F option. Order at least one per project to program and control the occupancy sensor
☐	**SWUSB**	SiteSync™ Software on USB
☐	**SWTAB**	SiteSync™ Windows Tablet
☐	**SWBRG**	SiteSync™ Wireless Bridge Node
☐	**SWFC**	SiteSync™ Field Commission Serve
☐	**SW7PR**	SiteSync™ on fixture module via 7PR
☐	**WIR-RME-L**	wiSCAPE External Fixture Module
☐	**NXOFM-1R1D-UNV**	NX Wireless, Daylight Harvesting, BLE, 7 pin twisted lock

Notes:

* When ordering SiteSync at least one of these two interface options must be ordered per project

\+ Available as a SiteSync retrofit solution for fixtures with an existing 7pin receptacle

ACCESSORIES (ORDERED SEPARATELY)

	Catalog Number	Description
☐	**ASL1-HSS-90-B-XXX**[1]	House Side Shield Back 90 deg
☐	**ASL1-HSS-90-F-XXX**[1]	House Side Shield Front 90 deg
☐	**ASL1-HSS-90-S-XXX**[1]	House Side Shield Side 90 deg
☐	**ASL1-HSS-270-BSS-XXX**[1]	House Side Shield Back, Side & Side 270 deg
☐	**ASL1-HSS-270-FSS-XXX**[1]	House Side Shield Front, Side & Side 270 deg
☐	**ASL1-HSS-270-FSB-XXX**[1]	House Side Shield Front, Side & Back 270 deg
☐	**ASL1-HSS-360-XXX**[1]	House Side Shield 360 deg
☐	**ASL2-HSS-90-B-XXX**[1]	House Side Shield Back 90 deg
☐	**ASL2-HSS-90-F-XXX**[1]	House Side Shield Front 90 deg
☐	**ASL2-HSS-90-S-XXX**[1]	House Side Shield Side 90 deg
☐	**ASL2-HSS-270-BSS-XXX**[1]	House Side Shield Back, Side & Side 270 deg
☐	**ASL2-HSS-270-FSS-XXX**[1]	House Side Shield Front, Side & Side 270 deg
☐	**ASL2-HSS-270-FSB-XXX**[1]	House Side Shield Front, Side & Back 270 deg
☐	**ASL2-HSS-360-XXX**[1]	House Side Shield 360 deg
☐	**ASL-MAF**	Mast arm kit with wildlife shield for mounting on 2 3/8" OD arms
☐	**SETA2-XX**[1]	Square pole tenon adapter (4 at 90 degrees) (2 3/8" OD tenon)
☐	**RETA2-XX**[1]	Round pole tenon adapter (4 at 90 degrees) (2 3/8" OD tenon), requires CL1S-RPA4-ACC-XX for each luminaire
☐	**RARBC80L**	Backlight Control 80L
☐	**RARBC160L**	Backlight Control 160L
☐	**RARBC320L**	Backlight Control 320L
☐	**RARBC480L**	Backlight Control 480L
☐	**CL1S-RPA4-ACC-XX**[1]	Round Pole Adapter (* denotes pole diameter; 3 = 3 ¼" -3 ¾"; 4* = 3 7/8" – 6")
☐	**ASL-ARMMTG-XX1**[1]	Arm mounting kit for side of pole attachment
☐	**WB-AREA-XX**[1]	Wall bracket, Compatible with standard arm mount option
☐	**ASL-MAF**	Mast arm kit with wildlife shield for mounting on 2 3/8" OD arms

1 Replace XX or XXX with color choice, eg.: DB for Dark Bronze or BLT for Black Matte Textured

© 2021 Hubbell Outdoor Lighting, a division of Hubbell Lighting, Inc. Specifications subject to change without notice.
701 Millennium Blvd • Greenville, SC 29607 / Tel 864.678.1000 / Website www.hubbelloutdoor.com

HUBBELL Lighting

HUBBELL Outdoor Lighting

DATE: LOCATION:

TYPE: PROJECT:

CATALOG #:

AIRO Micro Strike

AREA/SITE/ROAD LIGHTER

PERFORMANCE DATA

Description	Nominal Wattage	System Watts	Dist. Type	5K (5000K NOMINAL 70 CRI)					4K (4000K NOMINAL 70 CRI)					3K (3000K NOMINAL 70 CRI)				
				Lumens	LPW[1]	B	U	G	Lumens	LPW[1]	B	U	G	Lumens	LPW[1]	B	U	G
ASL1	25	25.4	2	3430	135	2	0	2	3413	134	2	0	2	3225	127	2	0	2
			3	3465	136	2	0	2	3448	136	2	0	2	3259	128	2	0	2
			4W	3401	134	2	0	3	3384	133	2	0	3	3198	126	2	0	3
			5QW	3483	137	4	0	2	3466	136	4	0	2	3274	129	4	0	2
	39	38.0	2	5237	138	3	0	3	5211	137	3	0	3	4924	130	3	0	3
			3	5292	139	2	0	2	5265	139	2	0	2	4976	131	2	0	2
			4W	5193	137	2	0	3	5168	136	2	0	3	4883	129	2	0	3
			5QW	5318	140	4	0	2	5292	139	4	0	2	4999	132	4	0	2
	50	49.7	2	6294	127	2	0	2	6263	126	2	0	2	5918	119	2	0	2
			3	6360	128	2	0	2	6328	127	2	0	2	5980	120	2	0	2
			4W	6242	126	2	0	3	6211	125	2	0	3	5869	118	2	0	3
			5QW	6392	129	4	0	2	6360	128	4	0	2	6008	121	4	0	2
	70	68.4	2	9461	138	3	0	3	9414	138	3	0	3	8897	130	3	0	3
			3	9560	140	2	0	2	9513	139	2	0	2	8989	131	2	0	2
			4W	9383	137	2	0	3	9336	136	2	0	3	8822	129	2	0	3
			5QW	9608	140	4	0	2	9560	140	4	0	2	9032	132	4	0	2
	100	88.0	2	11945	136	2	0	2	11886	135	2	0	2	11232	128	2	0	2
			3	12070	137	2	0	2	12010	136	2	0	2	11349	129	2	0	2
			4W	11846	135	2	0	3	11787	134	2	0	3	11139	127	2	0	3
			5QW	12131	138	4	0	2	12070	137	4	0	2	11403	130	4	0	2
	115	109.7	2	15683	143	2	0	2	15605	142	2	0	2	14977	137	2	0	2
			3	15486	141	2	0	2	15411	140	2	0	2	14819	135	2	0	2
			4W	15305	140	2	0	3	15232	139	2	0	3	14646	134	2	0	3
			5QW	15732	143	4	0	2	15653	143	4	0	2	15024	137	4	0	2
	135	133.3	2	18089	136	3	0	3	17999	135	3	0	3	17275	130	3	0	3
			3	17861	134	2	0	2	17776	133	2	0	2	17092	128	2	0	2
			4W	17653	132	2	0	3	17569	132	2	0	3	16893	127	2	0	3
			5QW	18155	136	4	0	2	18064	136	4	0	2	17338	130	4	0	2

ASL2 Performance Data on next page

1 VAC input Lumen values are from photometric test performed in accordance with IESNA LM-79-08. Data is considered to be representative of the configurations. Actual performance may differ as a result of end-user environment and application.

© 2021 Hubbell Outdoor Lighting, a division of Hubbell Lighting, Inc. Specifications subject to change without notice.
701 Millennium Blvd • Greenville, SC 29607 / Tel 864.678.1000 / Website www.hubbelloutdoor.com

HUBBELL Lighting

HUBBELL Outdoor Lighting

DATE: LOCATION:

TYPE: PROJECT:

CATALOG #:

AIRO Micro Strike

AREA/SITE/ROAD LIGHTER

PERFORMANCE DATA

Description	Nominal Wattage	System Watts	Dist. Type	5K (5000K NOMINAL 70 CRI)					4K (4000K NOMINAL 70 CRI)					3K (3000K NOMINAL 70 CRI)				
				Lumens	LPW[1]	B	U	G	Lumens	LPW[1]	B	U	G	Lumens	LPW[1]	B	U	G
ASL2	145	143.0	2	21007	147	3	0	4	20902	146	3	0	4	20061	140	3	0	4
			3	20842	146	3	0	4	20738	145	3	0	4	19904	139	3	0	4
			4W	20595	144	3	0	5	20492	143	3	0	5	19668	138	3	0	5
			5QW	21130	148	5	0	4	21024	147	5	0	4	20179	141	5	0	4
	170	168.0	2	24447	146	3	0	4	24325	145	3	0	4	23347	139	3	0	4
			3	24256	144	3	0	4	24134	144	3	0	4	23164	138	3	0	4
			4W	23968	143	3	0	5	23848	142	3	0	5	22889	136	3	0	5
			5QW	24591	146	5	0	4	24468	146	5	0	4	23484	140	5	0	4
	185	185.0	2	26651	144	4	0	5	26518	143	4	0	5	25452	138	4	0	5
			3	26442	143	3	0	4	26310	142	3	0	4	25252	136	3	0	4
			4W	26129	141	4	0	5	25998	141	4	0	5	24953	135	4	0	5
			5QW	26808	145	5	0	5	26674	144	5	0	5	25602	138	5	0	5
	210	210.0	2	29880	142	3	0	4	29731	142	3	0	4	28535	136	3	0	4
			3	29646	141	3	0	4	29497	140	3	0	4	28312	135	3	0	4
			4W	29294	139	3	0	5	29148	139	3	0	5	27976	133	3	0	5
			5QW	30056	143	5	0	4	29905	142	5	0	4	28703	137	5	0	4
	235	235.0	2	32959	140	3	0	4	32794	140	3	0	4	31475	134	3	0	4
			3	32700	139	3	0	4	32537	138	3	0	4	31229	133	3	0	4
			4W	32312	137	3	0	5	32151	137	3	0	5	30858	131	3	0	5
			5QW	33152	141	5	0	4	32987	140	5	0	4	31661	135	5	0	4
	255	261.2	2	36218	139	4	0	5	36037	138	4	0	5	34588	132	4	0	5
			3	35934	138	3	0	4	35754	137	3	0	4	34317	131	3	0	4
			4W	35508	136	4	0	5	35330	135	4	0	5	33910	130	4	0	5
			5QW	36431	139	5	0	5	36249	139	5	0	5	34792	133	5	0	5

1 VAC input Lumen values are from photometric test performed in accordance with IESNA LM-79-08. Data is considered to be representative of the configurations. Actual performance may differ as a result of end-user environment and application.

© 2021 Hubbell Outdoor Lighting, a division of Hubbell Lighting, Inc. Specifications subject to change without notice.
701 Millennium Blvd • Greenville, SC 29607 / Tel 864.678.1000 / Website www.hubbelloutdoor.com

HUBBELL Lighting

HUBBELL Outdoor Lighting

DATE: LOCATION:

TYPE: PROJECT:

CATALOG #:

AIRO Micro Strike

AREA/SITE/ROAD LIGHTER

ELECTRICAL DATA

Family	Nominal Wattage	Input Voltage (Volts)	Current (AMPS)	System Power (Watts)
AIRO (ASL1)	25	120	0.21	25.4
		208	0.12	
		240	0.11	
		277	0.09	
		347	0.07	
		480	0.05	
	39	120	0.32	38
		208	0.18	
		240	0.16	
		277	0.14	
		347	0.11	
		480	0.08	
	50	120	0.41	49.7
		208	0.24	
		240	0.21	
		277	0.18	
		347	0.14	
		480	0.10	
	70	120	0.57	68.4
		208	0.33	
		240	0.29	
		277	0.25	
		347	0.20	
		480	0.14	
	100	120	0.73	88
		208	0.42	
		240	0.37	
		277	0.32	
		347	0.25	
		480	0.18	
	115	120	0.91	109.7
		208	0.53	
		240	0.46	
		277	0.40	
		347	0.32	
		480	0.23	
	135	120	1.11	133.3
		208	0.64	
		240	0.56	
		277	0.48	
		347	0.38	
		480	0.28	
AIRO (ASL2) Next Page				

© 2021 Hubbell Outdoor Lighting, a division of Hubbell Lighting, Inc. Specifications subject to change without notice.
701 Millennium Blvd • Greenville, SC 29607 / Tel 864.678.1000 / Website www.hubbelloutdoor.com

HUBBELL Lighting

HUBBELL Outdoor Lighting

DATE: LOCATION:
TYPE: PROJECT:
CATALOG #:

AIRO Micro Strike

AREA/SITE/ROAD LIGHTER

ELECTRICAL DATA (CONT'D)

Family	Nominal Wattage	Input Voltage (Volts)	Current (AMPS)	System Power (Watts)
AIRO (ASL2)	145	120	1.19	143.0
		208	0.69	
		240	0.60	
		277	0.52	
		347	0.41	
		480	0.30	
	170	120	1.40	168.0
		208	0.81	
		240	0.70	
		277	0.61	
		347	0.48	
		480	0.35	
	185	120	1.54	185.0
		208	0.89	
		240	0.77	
		277	0.67	
		347	0.53	
		480	0.39	
	210	120	1.75	210.0
		208	1.01	
		240	0.88	
		277	0.76	
		347	0.61	
		480	0.44	
	235	120	1.96	235.0
		208	1.13	
		240	0.98	
		277	0.85	
		347	0.68	
		480	0.49	
	255	120	2.18	261.2
		208	1.26	
		240	1.09	
		277	0.94	
		347	0.75	
		480	0.54	

© 2021 Hubbell Outdoor Lighting, a division of Hubbell Lighting, Inc. Specifications subject to change without notice.
701 Millennium Blvd • Greenville, SC 29607 / Tel 864.678.1000 / Website www.hubbelloutdoor.com

HUBBELL Lighting

HUBBELL Outdoor Lighting

DATE: LOCATION:

TYPE: PROJECT:

CATALOG #:

AIRO Micro Strike

AREA/SITE/ROAD LIGHTER

PROJECTED LUMEN MAINTENANCE

Ambient Temperature	OPERATING HOURS					
	0	25,000	TM-21-11[1] L96 60,000	50,000	100,000	L70 (Hours)
25°C / 77°F	1.00	0.97	0.96	0.95	0.91	408,000
40°C / 104°F	0.99	0.96	0.95	0.94	0.89	356,000

1. Projected per IESNA TM-21-11 (* Cree XP-L, 2100mA, 105°C Ts, 6,000hrs)

LUMINAIRE AMBIENT TEMPERATURE FACTOR (LATF)

Ambient Temperature		Lumen Multiplier
0° C	32° F	1.06
10° C	50° F	1.03
20° C	68° F	1.01
25° C	77° F	1.00
30° C	86° F	0.99
40° C	104° F	0.97
50° C	122° F	0.94

Use these factors to determine relative lumen output for average ambient temperatures from 0-40°C (32-104°F).

DIMENSIONS

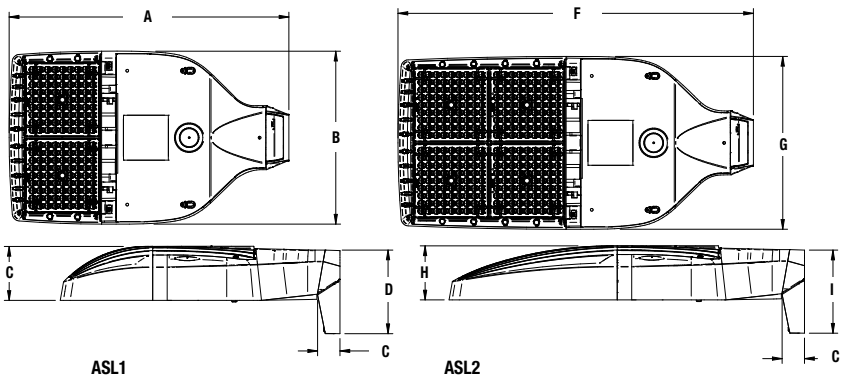

	Weight
ASL1	14.47 lbs (6.56 kgs)
ASL2	17.47 lbs (7.92 kgs)

A	B	C	D	E	F	G	H	I	ASL1 EPA@0°	ASL2 EPA@0°	ASL1 w/ HSS	ASL2 w/ HSS
18.9"	11.7"	3.7"	5.65"	1.5"	24.0"	11.7"	3.7"	5.62"	.46 ft.^{2}	.56 ft.^{2}	.73 ft.^{2}	1.01 ft.^{2}
480mm	297mm	94mm	144mm	38mm	610mm	297mm	94mm	143mm	.14 m^2	.17 m^2	.22 m^2	.31 m^2

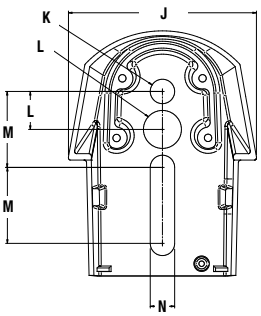

J	K	L	M	N
4.33"	.562"	.875"	1.75"	.562"
480mm	297mm	94mm	610mm	297mm

PHOTOMETRY

The following diagrams represent the general distribution options offered for this product. For detailed information on specific product configurations, see website photometric test reports.

Type II

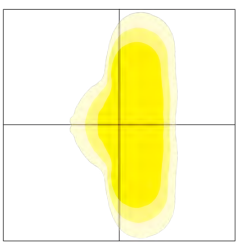

Type III

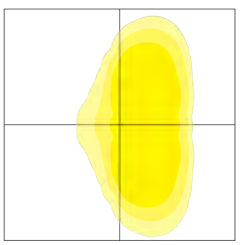

Type IV

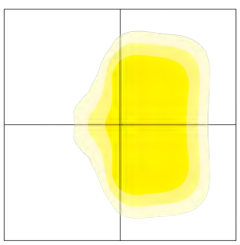

Type V

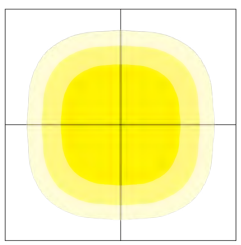

© 2021 Hubbell Outdoor Lighting, a division of Hubbell Lighting, Inc. Specifications subject to change without notice.
701 Millennium Blvd • Greenville, SC 29607 / Tel 864.678.1000 / Website www.hubbelloutdoor.com

HUBBELL Lighting

HUBBELL Outdoor Lighting

DATE: | LOCATION:
TYPE: | PROJECT:
CATALOG #:

AIRO Micro Strike

AREA/SITE/ROAD LIGHTER

ADDITIONAL INFORMATION (CONT'D)

OCCUPANCY SENSOR

- Individual fixture control
- Dims product when space is not occupied

7-PIN RECEPTACLE

- Compatible with 3-pin, 5-pin or 7-pin photocontrols
- Turns fixture on when sun sets, off when sun rises
- Wireless networked solution
- For use with a variety of control platforms

*Additional accessories required.

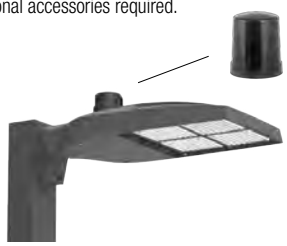

NX

NX DISTRIBUTED™ INTELLIGENCE

Hubbell Controls Solutions' NX Distributed Intelligence™ platform delivers a lighting control solution capable of seamlessly connecting exterior and interior applications.

- Standalone or networked fixture control
- Astronomical time schedules
- BACnet building networking
- Connects with indoor wired, wireless or hybrid networks
- Wireless setup via app
- Occupancy Sensor option dims product when space is not occupied

SITESYNC LIGHTING CONTROL

SiteSync Lighting Control

SiteSync Lighting Control delivers flexible control strategies for reducing power consumption and minimizing maintenance costs while delivering the right light levels with a simple and affordable wireless solution.

- Pre-commissioning options available
- Standalone or networked fixture control
- Astronomical time schedules
- Occupancy Sensor option dims product when space is not occupied

© 2021 Hubbell Outdoor Lighting, a division of Hubbell Lighting, Inc. Specifications subject to change without notice.
701 Millennium Blvd • Greenville, SC 29607 / Tel 864.678.1000 / Website www.hubbelloutdoor.com

HUBBELL Lighting

HUBBELL Outdoor Lighting

AIRO Micro Strike

AREA/SITE/ROAD LIGHTER

ADDITIONAL INFORMATION (CONT'D)

PROGRAMMED CONTROLS

ADD-AutoDim Timer Based Options

- Light delay options from 1-9 hours after the light is turned on to dim the light by 10-100%. To return the luminaire to its original light level there are dim return options from 1-9 hours after the light has been dimmed previously.

EX: ADD-6-5-R6

ADD Control Options	Configurations Choices	Example Choice Picked
Auto-Dim Options	1-9 Hours	6
Auto-Dim Brightness	0-9% Brightness	5
Auto-Dim Return	Delay 0-9 Hours	R6

ADT-AutoDim Time of Day Based Option

- Light delay options from 1AM-9PM after the light is turned on to dim the light by 10-100%. To return the luminaire to its original light level there are dim return options from 1AM-9PM after the light has been dimmed previously.

EX: ADT-6-5-R6

ADD Control Options	Configurations Choices	Example Choice Picked
Auto-Dim Options	12-3 AM and 6-11 PM	6
Auto-Dim Brightness	0-9% Brightness	5
Auto-Dim Return	12-6 AM and 9-11P	R6

MOUNTING



Arm Mount – Fixture ships with integral arm for ease of installation. Compatible with Hubbell Outdoor S2 drill pattern.



MAF – Fits 2-3/8" OD arms Roadway applications.

Wall Mount – Wall mount bracket designed for building mount applications.

© 2021 Hubbell Outdoor Lighting, a division of Hubbell Lighting, Inc. Specifications subject to change without notice.
701 Millennium Blvd • Greenville, SC 29607 / Tel 864.678.1000 / Website www.hubbelloutdoor.com

HUBBELL Lighting

HUBBELL Outdoor Lighting

DATE: LOCATION:
TYPE: PROJECT:
CATALOG #:

AIRO Micro Strike

AREA/SITE/ROAD LIGHTER

ADDITIONAL INFORMATION (CONT'D)

MOUNTING (CONT'D)

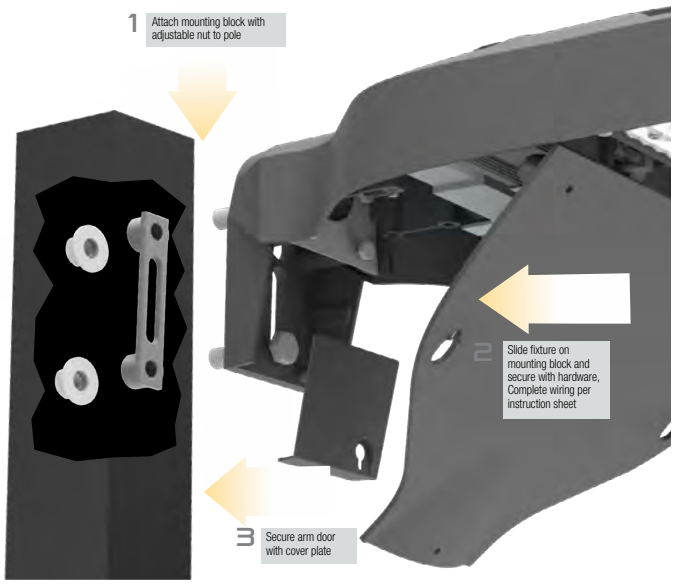

Universal Mount – Universal mounting block for ease of installation. Compatible with drill patterns from 2.5" to 4.5"

ACCESSORY



ROUND POLE ADAPTER

WB-AREA-XX

SPOKE BRACKET (single arm shown) Horizontal round arm tenon adapters for use with MAF mounting type or accessory kit. Reference SH Spoke Pole Top Brackets for ordering information.

© 2021 Hubbell Outdoor Lighting, a division of Hubbell Lighting, Inc. Specifications subject to change without notice.
701 Millennium Blvd • Greenville, SC 29607 / Tel 864.678.1000 / Website www.hubbelloutdoor.com

HUBBELL Lighting

HUBBELL Outdoor Lighting

DATE: LOCATION:
TYPE: PROJECT:
CATALOG #:

AIRO Micro Strike

AREA/SITE/ROAD LIGHTER

ADDITIONAL INFORMATION (CONT'D)

CONFIGURATIONS

ASLx HSS-90-B-xx

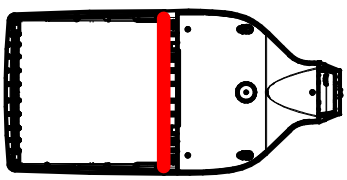

ASLx HSS-270-BSS-xx

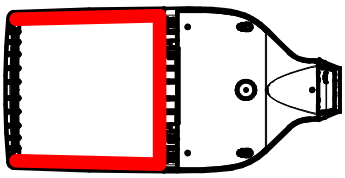

ASLx HSS-360-xx

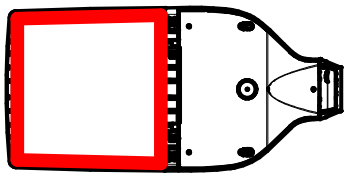

ASLx HSS-90-F-xx

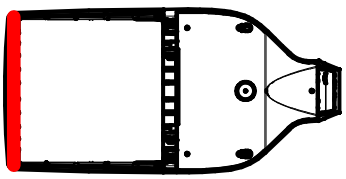

ASLx HSS-270-FSS-xx

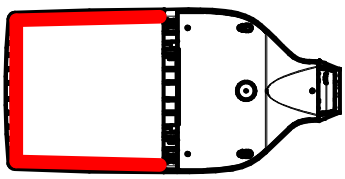

ASLx HSS-90-S-xx

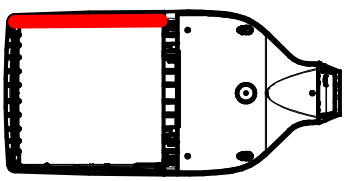

ASLx HSS-270-FSB-xx

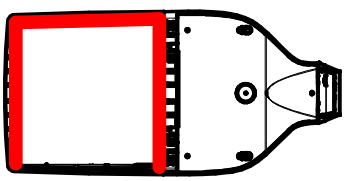

ASLx HSS-90-S-xx

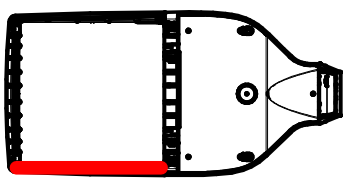

ASLx HSS-270-FSB-xx

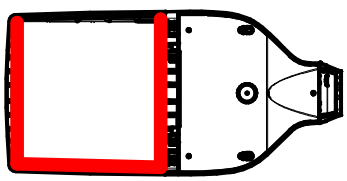

USE OF TRADEMARKS AND TRADE NAMES

All product and company names, logos and product identifies are trademarks ™ or registered trademarks ® of Hubbell Lighting, Inc. or their respective owners. Use of them does not necessarily imply any affiliation with or endorsement by such respective owners.

© 2021 Hubbell Outdoor Lighting, a division of Hubbell Lighting, Inc. Specifications subject to change without notice.
701 Millennium Blvd • Greenville, SC 29607 / Tel 864.678.1000 / Website www.hubbelloutdoor.com

HUBBELL Lighting

HUBBELL Outdoor Lighting

DATE:	LOCATION:
TYPE:	PROJECT:
CATALOG #:	

RESET

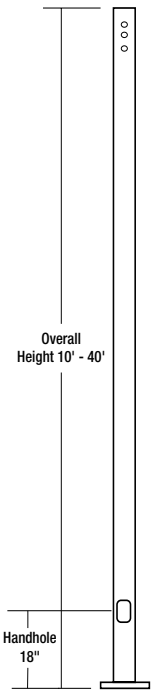

APPLICATIONS

Lighting installations for side and top mounting of luminaires with effective projected area (EPA) not exceeding maximum allowable loading of the specified pole in its installed geographic location

CONSTRUCTION

- Shaft: One-piece straight steel with square cross section, flat sides and minimum 0.23” radius on all corners; Minimum yield of 46,000 psi (ASTM-A500, Grade B); Longitudinal weld seam to appear flush with shaft side wall; Steel base plate with axial bolt circle slots welded to pole shaft having minimum yield of 36,000 psi (ASTM A36)
- base cover: Two-piece square aluminum base cover included standard
- pole cap: Pole shaft supplied with removable cover when applicable; Tenon and post-top configurations also available
- hand hole: Rectangular 3x5 steel hand hole frame (2.38” x 4.38” opening); Mounting provisions for grounding lug located behind gasketed cover
- anchor bolts: Four galvanized anchor bolts provided per pole with minimum yield of 55,000 psi (ASTM F1554). Galvanized hardware with two washers and two nuts per bolt for leveling
- Anchor bolt part numbers:

  3/4 x 30 x 3 — TAB-30-M38

  1 x 36 x 4 — TAB-36-M38

FINISH

- Durable thermoset polyester powder coat paint finish with nominal 3.0 mil thickness
- Powder paint prime applied over “white metal” steel substrate cleaned via mechanical shot blast method
- Decorative finish coat available in multiple standard colors; Custom colors available; RAL number preferable

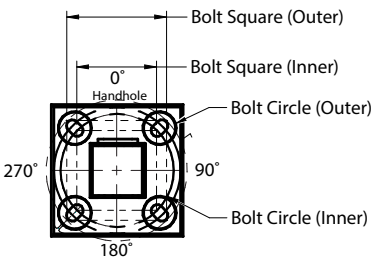

WAREHOUSE ‘STOCKED’ POLES:

- SSSH-20-40-STK and SSSH-25-40-STK
- The above catalog numbers use a combination of the S2 and B3 drill pattern

POLE CAP

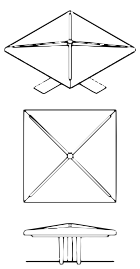

TENON

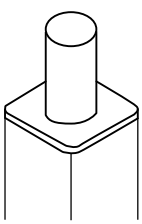

BASE COVER

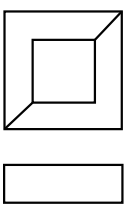

BASE DETAIL

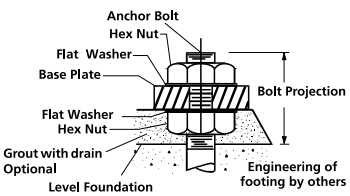

© 2022 HUBBELL OUTDOOR LIGHTING, All Rights Reserved • For more information visit our website: www.hubbelloutdoor.com • Printed in USA ss s-H poles-JAN 01/2022

HUBBELL Outdoor Lighting

HUBBELL Outdoor Lighting

DATE: LOCATION:

TYPE: PROJECT:

CATALOG #:

RESET

ORDERING GUIDE

Example: SSS–H–25–40–A/B/C–2L-S2-DBT-UL

CATALOG #

Series	Height	Shaft	Thickness	Mounting
SSS-H Square Straight Steel Pole Hubbell Outdoor	Reference page 2 Ordering matrix	Reference page 2 Ordering matrix	Reference page 3 Ordering matrix	**1** Single arm mount **2** Two fixtures at 180˚ **2L** Two fixtures at 90˚ **3T** Three fixtures at 90˚ **4** Four fixtures at 90˚ **TA** Tenon (2.38" OD x 4" Tall) **TB** Tenon (2.88" OD x 4" Tall) **TC** Tenon (3.5" OD x 6" Tall) **TR**[1] Removable Tenon (2.38" x 4") **OT** Open Top (includes pole cap)

Finish

BLT	Black Matte Textured
BLS	Black Gloss Smooth
DBT	Dark Bronze Matte Textured
DBS	Dark Bronze Gloss Smooth
GTT	Graphite Matte Textured
LGS	Light Grey Gloss Smooth
PSS	Platinum Silver Smooth
WHT	White Matte Textured
WHS	White Gloss Smooth
VGT	Verde Green Textured

Color Option

CC	Custom Colors

Drill Pattern

B3	2 bolt (2-1/2" spacing), Ratio
S2	2 bolt (3-1/2" spacing)

Options

GFI[2]	20 Amp GFCI Receptacle and Cover
EHH[2]	Extra Handhole
C05[2]	.5" Coupling
C07[2]	.75" Coupling
C20[2]	2" Coupling
MPB[2]	Mid-pole Luminaire Bracket
VM2	2nd mode vibration damper
LAB	Less Anchor Bolts
UL	UL Certified

MOUNTING ORIENTATION

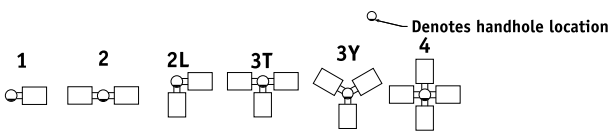

ACCESSORIES- ORDER SEPARATELY

CATALOG NUMBER	DESCRIPTION
VM1[3]	1st mode vibration damper
VM2SXX*	2nd mode vibration damper

* XX = 08 for 8', 12 for 12', 15 for 16', 20 for 20', and 24' for 24'

Notes:
1 Removable tenon used in conjunction with side arm mounting. First specify desired arm
2 Specify option location using logic found on page 1 (Option Orientation)
3 VM1 recommended on poles 20' and taller with EPA of less than 1.

© 2022 HUBBELL OUTDOOR LIGHTING, All Rights Reserved • For more information visit our website: www.hubbelloutdoor.com • Printed in USA ss s-H poles-JAN 01/2022

HUBBELL Outdoor Lighting

HUBBELL Outdoor Lighting

DATE: LOCATION:

TYPE: PROJECT:

CATALOG #:

RESET

ORDERING GUIDE (CONTINUED)

Catalog Number	Height		Nominal Shaft Dimensions	Wall Thickness	Bolt Circle (suggested)	Bolt Circle (range)	Bolt Square (range)	Base Plate Square	Anchor bolt size	Bolt Projection	Pole weight
	Feet	Meters									
SSS-H-10-40-A-XX-XX	10	3.0	4” square	0.125”	9”	8”-10”	5.66”-7.07”	9”	3/4”x30”x3”	3.5	77
SSS-H-12-40-A-XX-XX	12	3.7	4” square	0.125”	9”	8”-10”	5.66”-7.07”	9”	3/4”x30”x3”	3.5	90
SSS-H-14-40-A-XX-XX	14	4.3	4” square	0.125”	9”	8”-10”	5.66”-7.07”	9”	3/4”x30”x3”	3.5	103
SSS-H-16-40-A-XX-XX	16	4.9	4” square	0.125”	9”	8”-10”	5.66”-7.07”	9”	3/4”x30”x3”	3.5	116
SSS-H-18-40-A-XX-XX	18	5.5	4” square	0.125”	9”	8”-10”	5.66”-7.07”	9”	3/4”x30”x3”	3.5	129
SSS-H-20-40-A-XX-XX	20	6.1	4” square	0.125”	9”	8”-10”	5.66”-7.07”	9”	3/4”x30”x3”	3.5	142
SSS-H-25-40-A-XX-XX	25	7.6	4” square	0.125”	9”	8”-10”	5.66”-7.07”	9”	3/4”x30”x3”	3.5	175
SSS-H-14-40-B-XX-XX	14	4.3	4” square	.188”	11”	10”-12”	7.07”-8.48”	10.50”	3/4”x30”x3”	3.5	152
SSS-H-16-40-B-XX-XX	16	4.9	4” square	.188”	11”	10”-12”	7.07”-8.48”	10.50”	3/4”x30”x3”	3.5	171
SSS-H-18-40-B-XX-XX	18	5.5	4” square	.188”	11”	10”-12”	7.07”-8.48”	10.50”	3/4”x30”x3”	3.5	190
SSS-H-20-40-B-XX-XX	20	6.1	4” square	.188”	11”	10”-12”	7.07”-8.48”	10.50”	3/4”x30”x3”	3.5	209
SSS-H-25-40-B-XX-XX	25	7.6	4” square	.188”	11”	10”-12”	7.07”-8.48”	10.50”	3/4”x30”x3”	3.5	257
SSS-H-30-40-B-XX-XX	30	9.1	4” square	.188”	11”	10”-12”	7.07”-8.48”	10.50”	3/4”x30”x3”	3.5	304
SSS-H-16-50-B-XX-XX	16	4.9	5” square	.188”	11”	10.25”-13.25”	7.25”-9.37”	11.50”	1”x36”x4”	4.5	219
SSS-H-18-50-B-XX-XX	18	5.5	5” square	.188”	11”	10.25”-13.25”	7.25”-9.37”	11.50”	1”x36”x4”	4.5	243
SSS-H-20-50-B-XX-XX	20	6.1	5” square	.188”	11”	10.25”-13.25”	7.25”-9.37”	11.50”	1”x36”x4”	4.5	267
SSS-H-25-50-B-XX-XX	25	7.6	5” square	.188”	11”	10.25”-13.25”	7.25”-9.37”	11.50”	1”x36”x4”	4.5	327
SSS-H-30-50-B-XX-XX	30	9.1	5” square	.188”	11”	10.25”-13.25”	7.25”-9.37”	11.50”	1”x36”x4”	4.5	387
SSS-H-25-50-C-XX-XX	25	7.6	5” square	.25”	11”	10.25”-13.25”	7.25”-9.37”	11.50”	1”x36”x4”	4.5	427
SSS-H-30-50-C-XX-XX	30	9.1	5” square	.25”	11”	10.25”-13.25”	7.25”-9.37”	11.50”	1”x36”x4”	4.5	507
SSS-H-20-60-B-XX-XX	20	6.1	6” square	.188”	12”	11.00”-13.25”	7.81”-9.37”	12.25”	1”x36”x4”	5.0	329
SSS-H-25-60-B-XX-XX	25	7.6	6” square	.188”	12”	11.00”-13.25”	7.81”-9.37”	12.25”	1”x36”x4”	5.0	404
SSS-H-30-60-B-XX-XX	30	9.1	6” square	.188”	12”	11.00”-13.25”	7.81”-9.37”	12.25”	1”x36”x4”	5.0	479
SSS-H-35-60-B-XX-XX	35	10.7	6” square	.188”	12”	11.00”-13.25”	7.81”-9.37”	12.25”	1”x36”x4”	5.0	554
SSS-H-40-60-B-XX-XX	40	12.2	6” square	.188”	12”	11.00”-13.25”	7.81”-9.37”	12.25”	1”x36”x4”	5.0	629

Notes:
1 Factory supplied template must be used when setting anchor bolts. Hubbell Lighting will deny any claim for incorrect anchorage placement resulting from failure to use factory supplied template and anchor bolts.

EHH EXTRA HANDHOLE

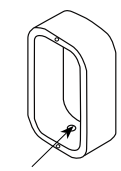

C05 - C07 - C20 - COUPLING

VM1 - VIBRATION DAMPER 1ST MODE

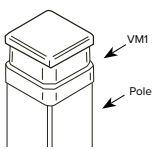

Field Installed Pole Top damper designed to reduce pole top deflection or sway. VM1 is recommended for pole systems 20' and taller with a total EPA of 1.0 or less.

VM2 - VIBRATION DAMPER 2ND MODE

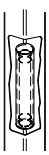

Factory installed, internal damper designed to alter pole resonance to reduce movement and material fatigue caused by 2nd mode vibration.

VM2SXX - VIBRATION DAMPER 2ND MODE

VM2S08 – 8'
VM2S12 – 12'
VM2S16 – 16'
VM2S20 – 20'
VM2S24 – 24'

Field installed, internal damper designed to alter pole resonance to reduce movement and material fatigue caused by 2nd mode vibration.

GFI – 20 AMP GFCI RECEPTACLE & COVER

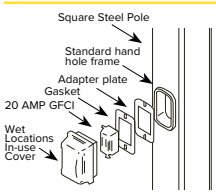

MPB - MID POLE BRACKET

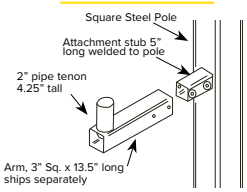

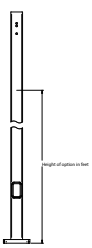

OPTION ORIENTATION

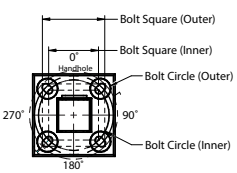

Follow the logic below when ordering location specific options. For each option, include its orientation (in degrees) and its height (in feet). Example: Option C07 should be ordered as: SSS-H-20-40-A-TA-DBT-CO7-0-15 (.5” coupling on the handhole/arm side of pole, 15 feet up from the pole base) 1' spacing required between option. Consult factory for other configurations.

© 2022 HUBBELL OUTDOOR LIGHTING, All Rights Reserved • For more information visit our website: www.hubbelloutdoor.com • Printed in USA ss s-H poles-JAN 01/2022

HUBBELL Outdoor Lighting

Submitted by Lighting Dynamics, Inc.

Lighting Dynamics, Inc. EST. 1996

Job Name:
K-Town
Architect: UnknownArch
Engineer: Unknown Engineer

Catalog Number:
SSSH16-40A-1-B3-DBT-UL

Notes:

Type:
SB

LDI22-538182

HUBBELL Outdoor Lighting

DATE: LOCATION:

TYPE: PROJECT:

CATALOG #:

RESET

ASCE7-05 WIND MAP

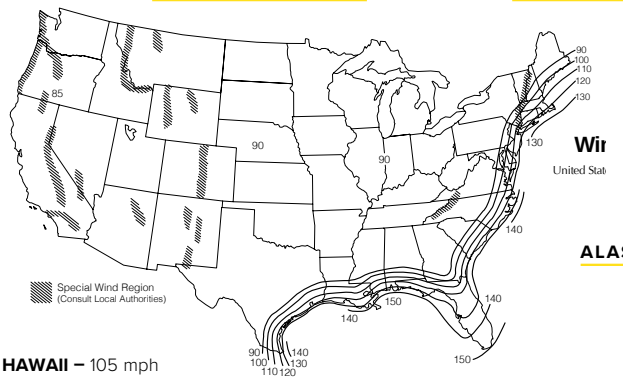

HAWAII – 105 mph

PUERTO RICO – 145 mph

FLORIDA REGION WIND MAP

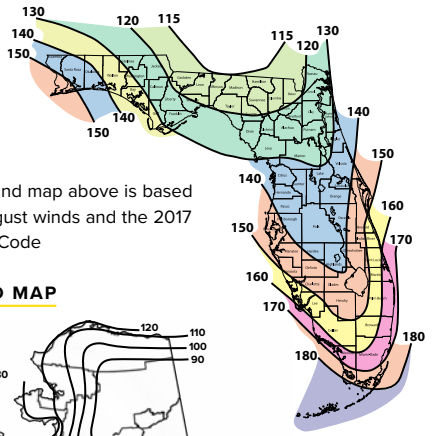

- Florida region wind map above is based upon 3-second gust winds and the 2017 Florida Building Code

ALASKA REGION WIND MAP

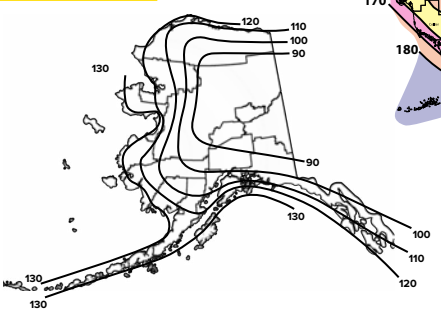

ASCE 7-05 wind map EPA Load Rating - 3 second gust wind speeds (Use for all locations except Florida)										
Catalog Number	85	90	100	105	110	120	130	140	145	150
SSS-H-10-40-A	25.0	25.0	25.0	22.8	20.6	17.0	14.2	11.9	11.0	10.1
SSS-H-12-40-A	25.0	25.0	20.0	18.0	16.1	13.2	10.8	8.9	8.1	7.4
SSS-H-14-40-A	23.1	20.4	16.1	14.3	12.8	10.2	8.2	6.6	5.9	5.3
SSS-H-16-40-A	19.0	16.7	13.0	11.5	10.1	7.9	6.2	4.7	4.1	3.6
SSS-H-18-40-A	15.6	13.6	10.0	9.0	7.8	5.9	4.4	3.1	2.6	2.1
SSS-H-20-40-A	12.7	10.9	7.9	6.9	5.9	4.2	2.8	1.7	1.3	0.9
SSS-H-25-40-A	7.3	5.9	3.8	2.9	2.1	0.8	NR	NR	NR	NR
SSS-H-14-40-B	25.0	25.0	23.3	20.8	18.6	15.1	12.3	10.2	9.2	8.4
SSS-H-16-40-B	25.0	24.9	19.4	17.3	15.4	12.3	9.9	8.0	7.2	6.4
SSS-H-18-40-B	24.0	20.8	16.1	14.2	12.5	9.8	7.7	6.1	5.3	4.7
SSS-H-20-40-B	20.2	17.5	13.2	11.6	10.1	7.7	5.9	4.4	3.8	3.2
SSS-H-25-40-B	12.8	11.0	7.9	6.7	5.5	3.7	2.3	1.2	0.7	NR
SSS-H-30-40-B	8.0	6.6	4.1	3.1	2.2	0.8	NR	NR	NR	NR
SSS-H-16-50-B	25.0	25.0	25.0	25.0	24.8	20.1	16.5	13.6	12.3	11.2
SSS-H-18-50-B	25.0	25.0	25.0	22.9	20.4	16.4	13.2	10.7	9.6	8.6
SSS-H-20-50-B	25.0	25.0	21.3	18.9	16.7	13.2	10.4	8.1	7.2	6.3
SSS-H-25-50-B	20.7	17.8	13.3	11.5	9.8	7.2	5.0	3.3	2.6	1.9
SSS-H-30-50-B	13.5	11.3	7.7	6.2	4.9	2.8	1.1	NR	NR	NR
SSS-H-25-50-C	25.0	25.0	19.4	17.1	15.1	11.7	9.0	6.9	6.0	5.1
SSS-H-30-50-C	20.1	17.3	12.7	10.9	9.3	6.6	4.5	2.8	2.1	1.4
SSS-H-20-60-B	25.0	25.0	25.0	25.0	25.0	20.2	16.1	12.9	11.5	10.3
SSS-H-25-60-B	25.0	25.0	20.6	18.0	15.6	11.8	8.7	6.2	5.2	4.2
SSS-H-30-60-B	21.4	18.1	12.9	10.7	8.8	5.7	3.3	1.3	NR	NR
SSS-H-35-60-B	14.0	11.3	6.9	5.2	3.6	1.0	NR	NR	NR	NR
SSS-H-40-60-B	8.1	5.8	2.2	NR	NR	NR	NR	NR	NR	NR

Florida Building Code 2017 EPA Load Rating - 3 second gust wind speeds (Use for Florida only)								
Catalog Number	115	120	130	140	150	160	170	180
SSS-H-10-40-A	25.0	25.0	25.0	25.0	21.4	18.4	15.9	13.9
SSS-H-12-40-A	25.0	25.0	23.6	19.8	16.7	14.2	12.1	10.4
SSS-H-14-40-A	25.0	23.1	19.0	15.7	13.1	10.9	9.1	7.6
SSS-H-16-40-A	20.8	18.7	15.2	12.3	10.1	8.2	6.7	5.4
SSS-H-18-40-A	16.8	15.0	11.9	9.4	7.5	5.9	4.5	3.4
SSS-H-20-40-A	13.6	11.9	9.2	7.1	5.3	3.9	2.7	1.7
SSS-H-25-40-A	7.4	6.2	4.1	2.5	1.1	NR	NR	NR
SSS-H-14-40-B	25.0	23.6	19.4	16.1	13.4	11.2	9.4	7.8
SSS-H-16-40-B	21.4	19.2	15.6	12.7	10.4	8.5	6.9	5.6
SSS-H-18-40-B	17.2	15.4	12.2	9.7	7.7	6.1	4.7	3.6
SSS-H-20-40-B	13.9	12.3	9.5	7.3	5.5	4.1	2.9	1.9
SSS-H-25-40-B	7.7	6.4	4.3	2.6	1.3	NR	NR	NR
SSS-H-30-40-B	3.2	2.1	NR	NR	NR	NR	NR	NR
SSS-H-16-50-B	25.0	25.0	25.0	25.0	25.0	21.4	18.2	15.5
SSS-H-18-50-B	25.0	25.0	25.0	24.4	20.4	17.0	14.2	11.9
SSS-H-20-50-B	25.0	25.0	24.4	19.9	1 6.3	13.4	11.0	8.9
SSS-H-25-50-B	21.8	19.3	15.0	11.5	8.8	6.5	4.7	3.1
SSS-H-30-50-B	13.7	11.7	8.2	5.5	3.3	1.5	NR	NR
SSS-H-25-50-C	21.8	19.3	15.0	11.5	8.8	6.5	4.7	3.1
SSS-H-30-50-C	13.7	11.7	8.2	5.5	3.3	1.5	NR	NR
SSS-H-20-60-B	25.0	25.0	25.0	21.9	17.8	14.5	11.7	9.4
SSS-H-25-60-B	23.8	20.9	16.1	12.3	9.2	6.6	4.5	2.8
SSS-H-30-60-B	14.6	12.3	8.4	5.3	2.8	0.8	NR	NR
SSS-H-35-60-B	7.5	5.6	2.4	NR	NR	NR	NR	NR
SSS-H-40-60-B	1.8	NR	NR	NR	NR	NR	NR	NR

© 2022 HUBBELL OUTDOOR LIGHTING, All Rights Reserved • For more information visit our website: www.hubbelloutdoor.com • Printed in USA ss s-H poles-JAN 01/2022

HUBBELL Outdoor Lighting

HUBBELL Outdoor Lighting

DATE:	LOCATION:
TYPE:	PROJECT:
CATALOG #:	

RESET

Notes:

1 Allowable EPA, to determine max pole loading weight, multiply allowable EPA by 30 lbs.

2 The tables for allowable pole EPA are based on the ASCE 7-05 Wind Map or the Florida Region Wind Map for the 2010 Florida Building Code. The Wind Maps are intended only as a general guide and cannot be used in conjunction with other maps. Always consult local authorities to determine maximum wind velocities, gusting and unique wind conditions for each specific application

3 Allowable pole EPA for jobsite wind conditions must be equal to or greater than the total EPA for fixtures, arms, and accessories to be assembled to the pole. Responsibility lies with the specifier for correct pole selection. Installation of poles without luminaires or attachment of any unauthorized accessories to poles is discouraged and shall void the manufacturer's warranty

4 Wind speeds and listed EPAs are for ground mounted installations. Poles mounted on structures (such as bridges and buildings) must consider vibration and coefficient of height factors beyond this general guide; Consult local and federal standards

5 Wind Induced Vibration brought on by steady, unidirectional winds and other unpredictable aerodynamic forces are not included in wind velocity ratings. Consult Hubbell Lighting's Pole Vibration Application Guide for environmental risk factors and design considerations. https://hubbellcdn.com/ohwassets/HLI/outdoor/resources/literature/files/Pole_Wind_Induced_Flyer_HLOI0022.pdf

6 Extreme Wind Events like, Hurricanes, Typhoons, Cyclones, or Tornadoes may expose poles to flying debris, wind shear or other detrimental effects not included in wind velocity ratings

Due to our continued efforts to improve our products, product specifications are subject to change without notice.

© 2022 HUBBELL OUTDOOR LIGHTING, All Rights Reserved • For more information visit our website: www.hubbelloutdoor.com • Printed in USA ss s-H poles-JAN 01/2022

HUBBELL Outdoor Lighting

ALT.1

ALT. 2

[CANOPY WALL LIGHT]

LANFU _ LED Aluminum Waterproof Wall Lamp, Waterproof Outdoor Light 6W 100-277V 3000K Outdoor Wall Light Warm Light 2LEDS (Black-6W, Outdoor)

[CANOPY DOWN LIGHT]

[SIDE ROAD FLOOR LIGHT]

zuukole
_B09CY43KQ

MAC METAL: TEAK

MAC METAL: BLACK WALNUT

JAMES HARDIE IRON GRAY

[BRICK PAINT COLOR]

SW 7076
CYBERSPACE

UTILITY BRICK: THOMAS BRICK VINTAGE BLACK

[SIGN WALL LIGHTING IMAGE]

SCONCE LIGHTING IMAGE]

YAOWSZM
_ Outdoor Wall Sconce IP65 LED
Black Wall Lights 18W Long Strip Suitable

OUTDOOR PATIO IMAGE

[WALL LIGHTING]

LANFU _ LED Aluminum
Waterproof Outdoor Light 6W
100-277V 3000K Warm Light 2LEDS
(Black-6W, Outdoor)

[FOLDING DOOR IMAGE]
Wood color frame (teak)

K TOWN
12500 MADISON AVE.
LAKEWOOD, OH 44107

LS ARCHITECTS
22082 LORAIN ROAD
FAIRVIEW PARK, OHIO 44126
PHONE 216-403-9654 FAX: 440-716-8837

K TOWN
12500 MADISON AVE.
LAKEWOOD, OH 44107

LS ARCHITECTS
22082 LORAIN ROAD
FAIRVIEW PARK, OHIO 44126
PHONE: 216-403-9654 FAX: 440-716-8837

K TOWN
12500 MADISON AVE.
LAKEWOOD, OH 44107

LS ARCHITECTS
22082 LORAIN ROAD
FAIRVIEW PARK, OHIO 44126
PHONE 216-403-9654 FAX: 440-716-8837

K TOWN
12500 MADISON AVE.
LAKEWOOD, OH 44107

LS ARCHITECTS
22082 LORAIN ROAD
FAIRVIEW PARK, OHIO 44126
PHONE 216-403-9654 FAX: 440-716-8837

PLANNING COMMISSION

12650 Detroit Avenue ● 44107 ● (216) 529-6630 ● FAX (216) 529-5907
www.onelakewood.com

Application Cover Page

Docket No.: 12-34-22

Permit No.: PC22-000038

Applicant Name: Joseph Kaye, JL Architects

Project Address: 14800 Madison Ave.

Project Name: Urgent Care

Proposal: Approval for operation of a medical facility, pursuant to Section 1129.02 – Principle and Conditional Permitted Uses. Property is in a C2, Commercial – Retail district.



2 SOUTH EAST ELEVATION
1/4" = 1'-0"

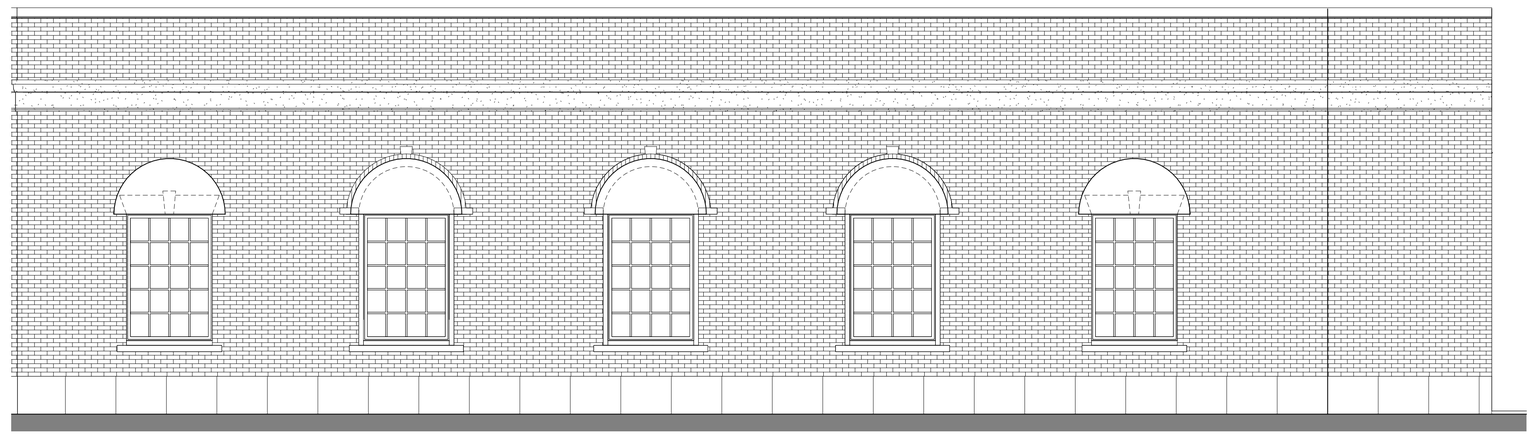

1 EAST ELEVATION
1/4" = 1'-0"

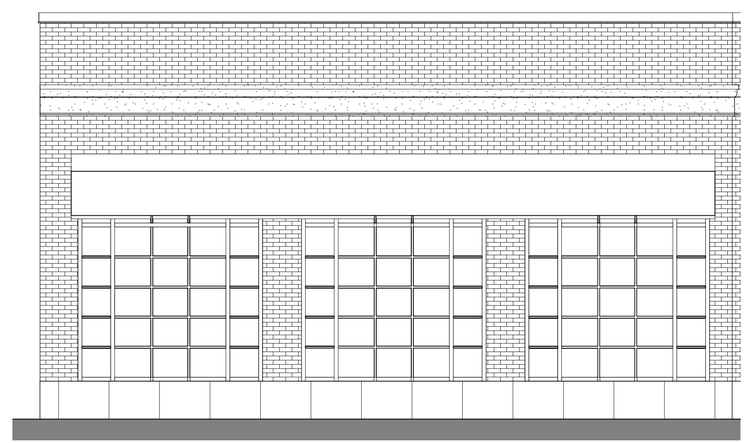

3 SOUTH ELEVATION
1/4" = 1'-0"

JL architects
115 WESTTOWN ROAD
SUITE 201
WEST CHESTER, PA
19382
610.429.4470
INFO@JLARCHS.COM

NO.	DESCRIPTION	DATE

REVISIONS

ALL FIELD CONDITIONS AND DIMENSIONS ARE TO BE FIELD VERIFIED PRIOR TO COMMENCEMENT OF THE WORK. ALL DISCREPANCIES ARE TO BE BROUGHT TO THE ATTENTION OF THE ARCHITECT BEFORE PROCEEDING WITH THE WORK.

THESE DRAWINGS ARE THE PROPERTY OF JOHN WILLIAM LISTER ARCHITECT. THEY ARE NOT TO BE REPRODUCED IN PART OR IN WHOLE WITHOUT THE CONSENT OF JOHN WILLIAM LISTER ARCHITECT. THEY ARE TO BE USED ON THE PROJECT NOTED HEREON ONLY.

WellStreet URGENT·CARE

WELLSTREET - LAKEWOOD

14800 MADISON AVE,
LAKEWOOD, OH 44107

SHEET TITLE

PREDEMO ELEVATIONS

06/17/22	DATE
AS NOTED	SCALE
Author	DRAWN BY
Checker	CHECKED BY
22089	PROJECT #

SHEET NUMBER

D1.8

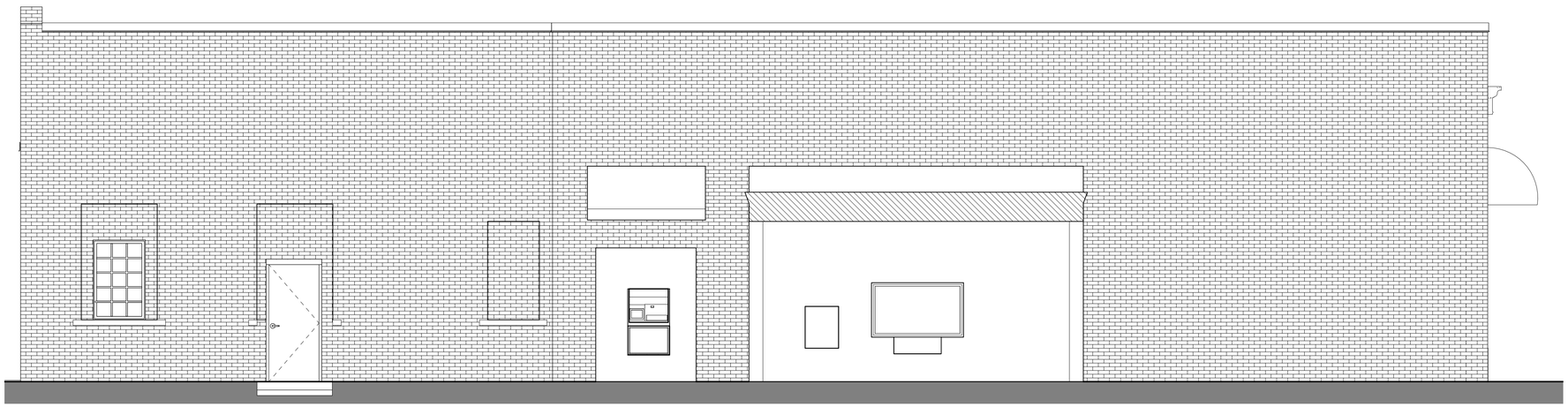

1 WEST ELEVATION
1/4" = 1'-0"

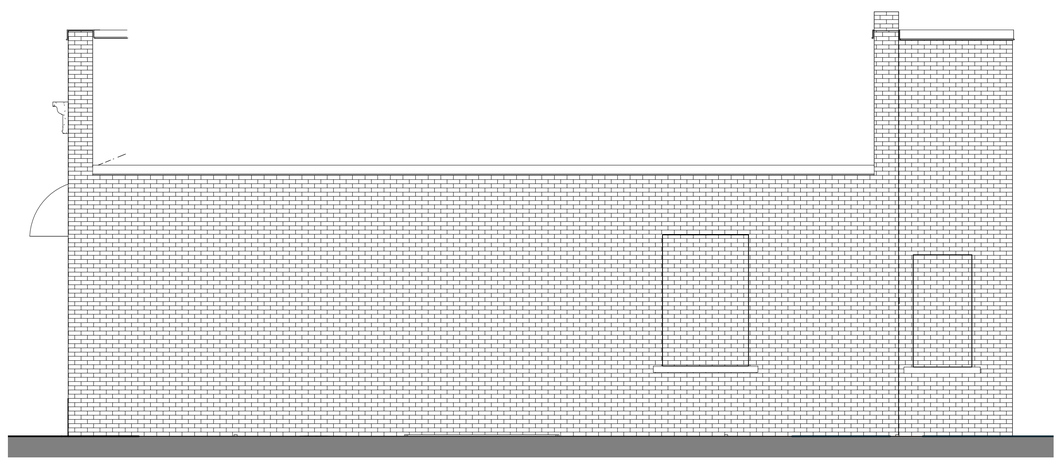

2 NORTH ELEVATION
1/4" = 1'-0"

JL architects
115 WESTTOWN ROAD
SUITE 201
WEST CHESTER, PA
19382
610.429.4470
INFO@JLARCHS.COM

NO.	DESCRIPTION	DATE

REVISIONS

ALL FIELD CONDITIONS AND DIMENSIONS ARE TO BE FIELD VERIFIED PRIOR TO COMMENCEMENT OF THE WORK. ALL DISCREPANCIES ARE TO BE BROUGHT TO THE ATTENTION OF THE ARCHITECT BEFORE PROCEEDING WITH THE WORK.

THESE DRAWINGS ARE THE PROPERTY OF JOHN WILLIAM LISTER ARCHITECT. THEY ARE NOT TO BE REPRODUCED IN PART OR IN WHOLE WITHOUT THE CONSENT OF JOHN WILLIAM LISTER ARCHITECT. THEY ARE TO BE USED ON THE PROJECT NOTED HEREON ONLY.

WellStreet URGENT · CARE

WELLSTREET - LAKEWOOD

14800 MADISON AVE,
LAKEWOOD, OH 44107

SHEET TITLE

PREDEMO ELEVATIONS

06/17/22	DATE	SHEET NUMBER
AS NOTED	SCALE	D1.9
Author	DRAWN BY	
Checker	CHECKED BY	
22089	PROJECT #	

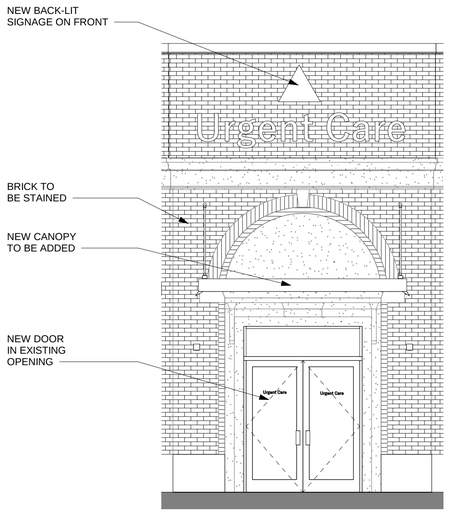

2 SOUTH EAST ELEVATION
1/4" = 1'-0"

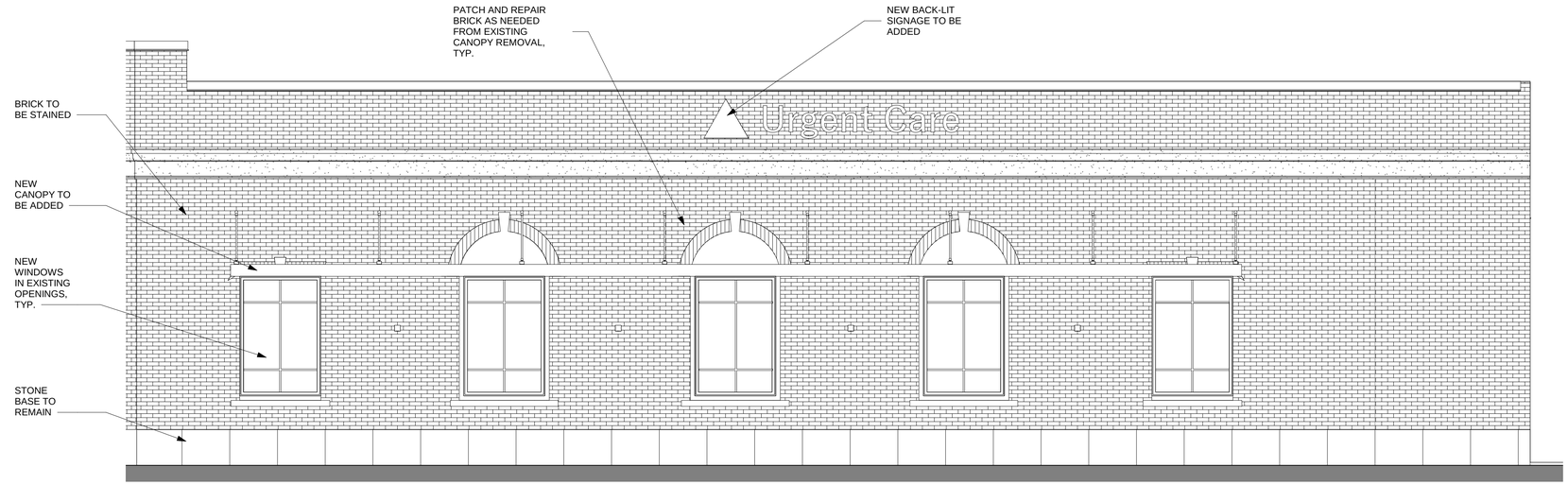

1 EAST ELVATION
1/4" = 1'-0"

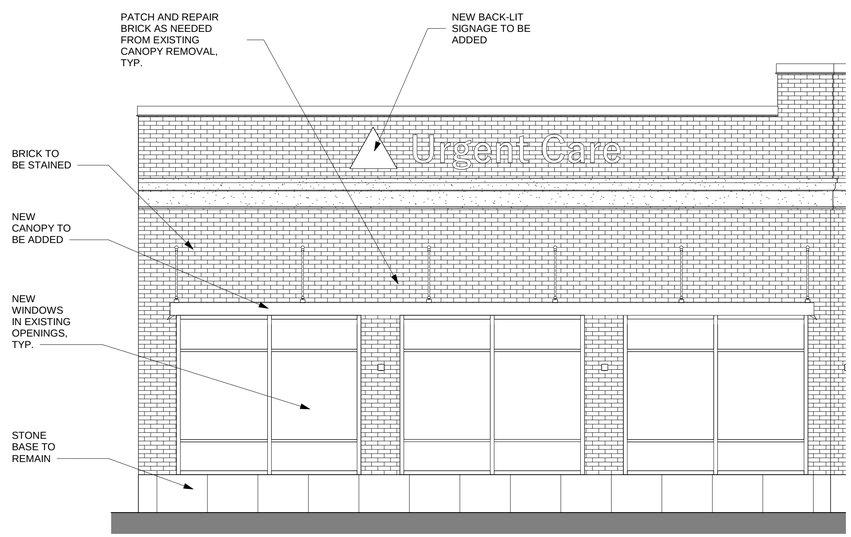

3 SOUTH ELEVATION
1/4" = 1'-0"

JL architects
115 WESTTOWN ROAD
SUITE 201
WEST CHESTER, PA
19382
610.429.4470
INFO@JLARCHS.COM

NO.	DESCRIPTION	DATE

REVISIONS

ALL FIELD CONDITIONS AND DIMENSIONS ARE TO BE FIELD VERIFIED PRIOR TO COMMENCEMENT OF THE WORK. ALL DISCREPANCIES ARE TO BE BROUGHT TO THE ATTENTION OF THE ARCHITECT BEFORE PROCEEDING WITH THE WORK.

THESE DRAWINGS ARE THE PROPERTY OF JOHN WILLIAM LISTER ARCHITECT. THEY ARE NOT TO BE REPRODUCED IN PART OR IN WHOLE WITHOUT THE CONSENT OF JOHN WILLIAM LISTER ARCHITECT. THEY ARE TO BE USED ON THE PROJECT NOTED HEREON ONLY.

WellStreet URGENT · CARE

WELLSTREET - LAKEWOOD

14800 MADISON AVE,
LAKEWOOD, OH 44107

SHEET TITLE
EXTERIOR ELEVATIONS

06/17/22	DATE
AS NOTED	SCALE
Author	DRAWN BY
Checker	CHECKED BY
22089	PROJECT #

SHEET NUMBER
A2.0

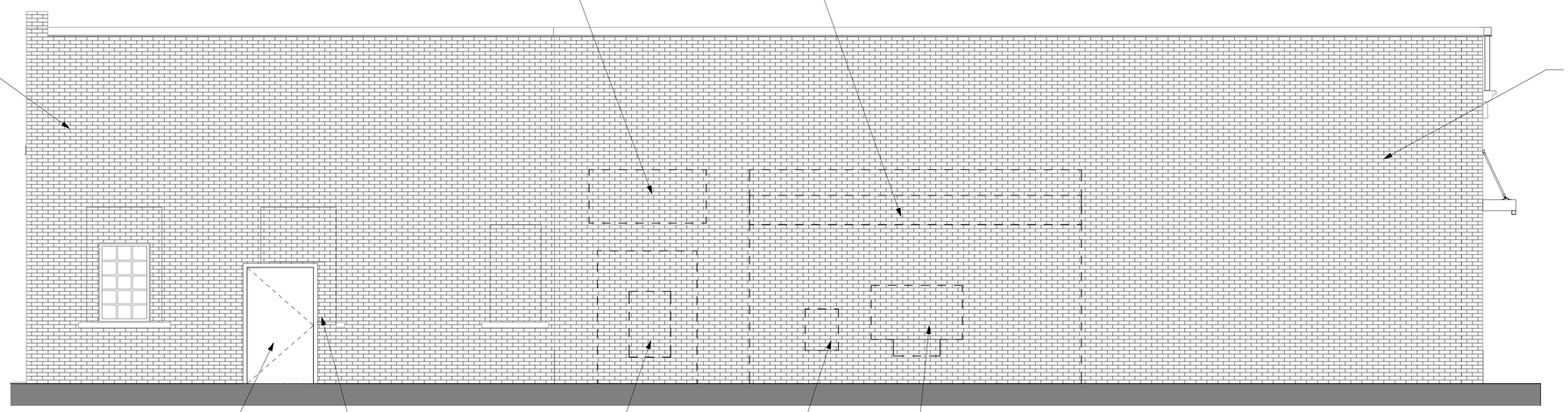

1 WEST ELEVATION
1/4" = 1'-0"



2 NORTH ELEVATION
1/4" = 1'-0"

JL architects
115 WESTTOWN ROAD
SUITE 201
WEST CHESTER, PA
19382
610.429.4470
INFO@JLARCHS.COM

NO.	DESCRIPTION	DATE

REVISIONS

ALL FIELD CONDITIONS AND DIMENSIONS ARE TO BE FIELD VERIFIED PRIOR TO COMMENCEMENT OF THE WORK. ALL DISCREPANCIES ARE TO BE BROUGHT TO THE ATTENTION OF THE ARCHITECT BEFORE PROCEEDING WITH THE WORK.

THESE DRAWINGS ARE THE PROPERTY OF JOHN WILLIAM LISTER ARCHITECT. THEY ARE NOT TO BE REPRODUCED IN PART OR IN WHOLE WITHOUT THE CONSENT OF JOHN WILLIAM LISTER ARCHITECT. THEY ARE TO BE USED ON THE PROJECT NOTED HEREON ONLY.

WellStreet URGENT · CARE

WELLSTREET - LAKEWOOD

14800 MADISON AVE,
LAKEWOOD, OH 44107

SHEET TITLE

EXTERIOR ELEVATIONS

06/17/22	DATE
AS NOTED	SCALE
Author	DRAWN BY
Checker	CHECKED BY
22089	PROJECT #

SHEET NUMBER

A2.1

FRONT ENTRANCE

NOVEMBER 15, 2022

WellStreet URGENT · CARE

WellStreet Urgent Care

JL architects

EAST ELEVATION

NOVEMBER 15, 2022

WellStreet URGENT · CARE

WellStreet Urgent Care

JL architects

SOUTH ELEVATION

NOVEMBER 15, 2022

WellStreet URGENT · CARE

WellStreet Urgent Care

JL architects

FRONT ENTRANCE

NOVEMBER 15, 2022

WellStreet URGENT · CARE

WellStreet Urgent Care

JL architects

EAST ELEVATION

NOVEMBER 15, 2022

WellStreet URGENT · CARE

WellStreet Urgent Care

JL architects

SOUTH ELEVATION

NOVEMBER 15, 2022

WellStreet URGENT · CARE

WellStreet Urgent Care

JL architects

SITE PLAN

NOVEMBER 15, 2022

WellStreet Urgent Care

WellStreet URGENT · CARE

JL architects

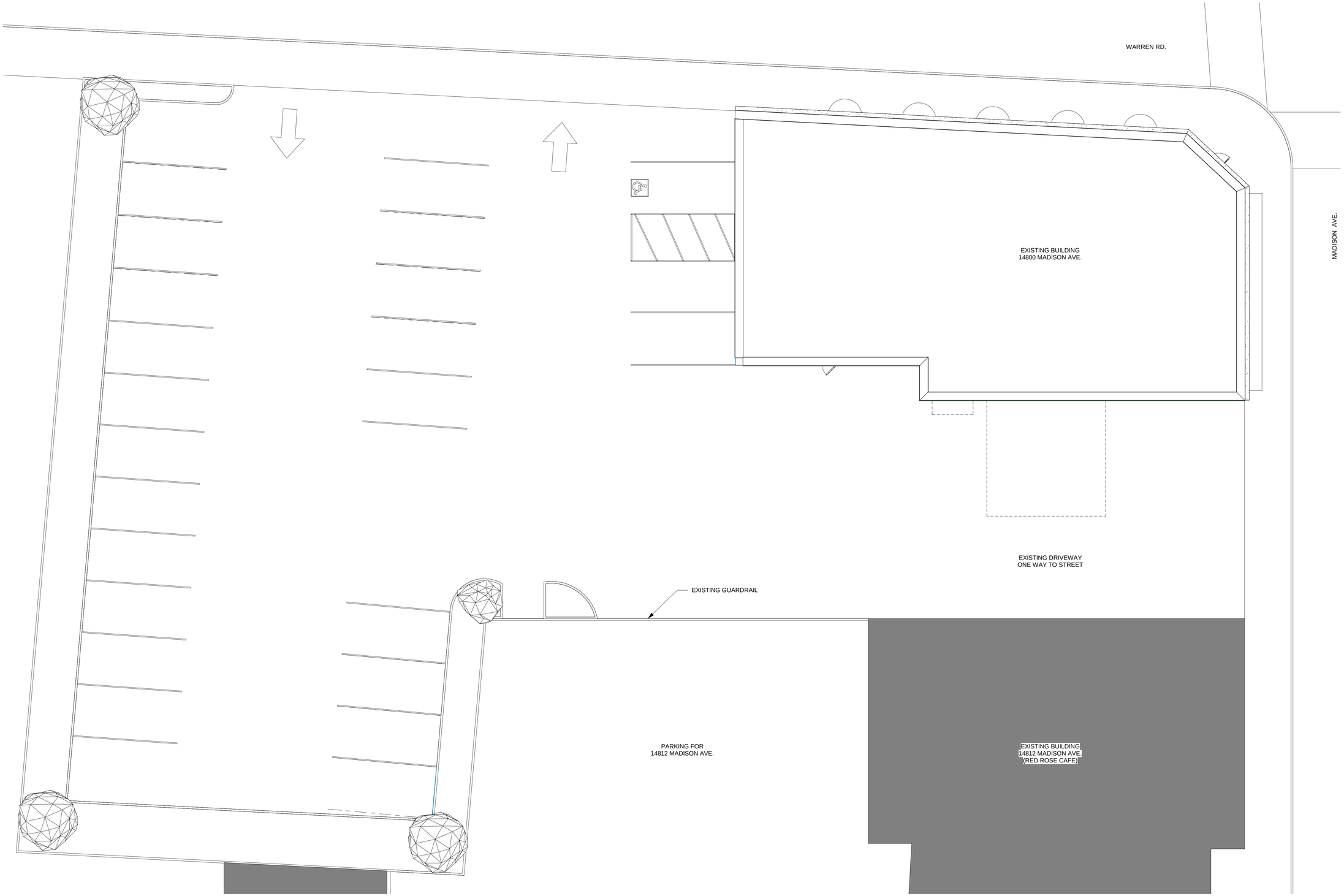

I EXISTING SITE PLAN
1/8" = 1'-0"

JL architects
115 WESTTOWN ROAD
SUITE 201
WEST CHESTER, PA
19382
610.429.4470
INFO@JLARCHS.COM

NO.	DESCRIPTION	DATE

REVISIONS

ALL FIELD CONDITIONS AND DIMENSIONS ARE TO BE FIELD VERIFIED PRIOR TO COMMENCEMENT OF THE WORK. ALL DISCREPANCIES ARE TO BE BROUGHT TO THE ATTENTION OF THE ARCHITECT BEFORE PROCEEDING WITH THE WORK.

THESE DRAWINGS ARE THE PROPERTY OF JOHN WILLIAM LISTER ARCHITECT. THEY ARE NOT TO BE REPRODUCED IN PART OR IN WHOLE WITHOUT THE CONSENT OF JOHN WILLIAM LISTER ARCHITECT. THEY ARE TO BE USED ON THE PROJECT NOTED HEREON ONLY.

WellStreet URGENT · CARE

WELLSTREET - LAKEWOOD

14800 MADISON AVE,
LAKEWOOD, OH 44107

SHEET TITLE
EXISITING SITE PLAN

06/17/22	DATE
AS NOTED	SCALE
SH	DRAWN BY
JK	CHECKED BY
22089	PROJECT #

SHEET NUMBER
A1.6

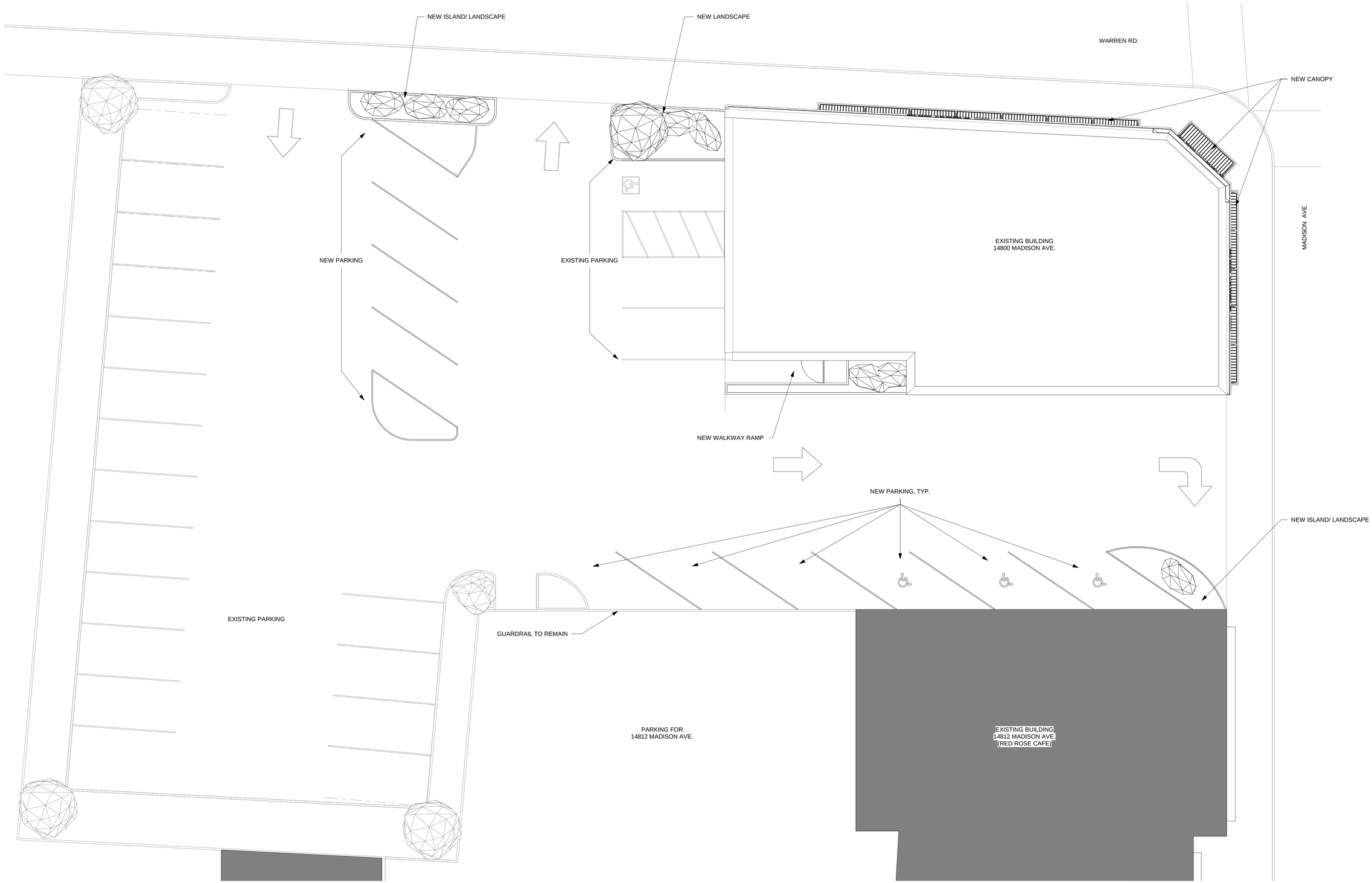

1 SITE PLAN
1/8" = 1'-0"

JL architects
115 WESTTOWN ROAD
SUITE 201
WEST CHESTER, PA
19382
610.429.4470
INFO@JLARCHS.COM

NO.	DESCRIPTION	DATE

REVISIONS

ALL FIELD CONDITIONS AND DIMENSIONS ARE TO BE FIELD VERIFIED PRIOR TO COMMENCEMENT OF THE WORK. ALL DISCREPANCIES ARE TO BE BROUGHT TO THE ATTENTION OF THE ARCHITECT BEFORE PROCEEDING WITH THE WORK.

THESE DRAWINGS ARE THE PROPERTY OF JOHN WILLIAM LISTER ARCHITECT. THEY ARE NOT TO BE REPRODUCED IN PART OR IN WHOLE WITHOUT THE CONSENT OF JOHN WILLIAM LISTER ARCHITECT. THEY ARE TO BE USED ON THE PROJECT NOTED HEREON ONLY.

WellStreet URGENT·CARE

WELLSTREET - LAKEWOOD

14800 MADISON AVE,
LAKEWOOD, OH 44107

SHEET TITLE

SITE PLAN

06/17/22	DATE
AS NOTED	SCALE
Author	DRAWN BY
Checker	CHECKED BY
22089	PROJECT #

SHEET NUMBER

A1.7

Clearance 9'0"
Clearance 9'0"
Get
Extra Time.

For Lease
Colliers
General inquiry
216 239 5060
Chris Seelig
216 239 5073
colliers.com
Colliers International Group Inc.
14800
FIFTH THIRD BANK
Please Visit Our Location At
1616 West 117th St., Lakewood

For Lease
Colliers
216 239 5060
Chris Seelig
216 239 5073
14800

PLANNING COMMISSION

12650 Detroit Avenue ● 44107 ● (216) 529-6630 ● FAX (216) 529-5907
www.lakewoodoh.gov

Communication Cover Page

Docket No.: 12-35-22

Permit No.: PC22-000040

Project: Communication from Planning and Development regarding Lakewood Pickleball Courts at Lakewood Park.

PLANNING COMMISSION

12650 Detroit Avenue • 44107 • (216) 529-6630 • FAX (216) 529-5907
www.lakewoodOH.net

December 1, 2022

Planning Commission
Lakewood City Hall
12650 Detroit Avenue
Lakewood, Ohio 44107

Re: Communication
Docket No. 12-35-22
14532-14800 Lake Ave.
Lakewood Park

Dear Members of the Planning Commission:

The City Administration will discuss plans to apply for the County's Community Development Supplemental Grant for plans to convert a single tennis court at Lakewood Park to pickleball courts.

Sincerely,

Shawn Leininger, Director
Planning and Development

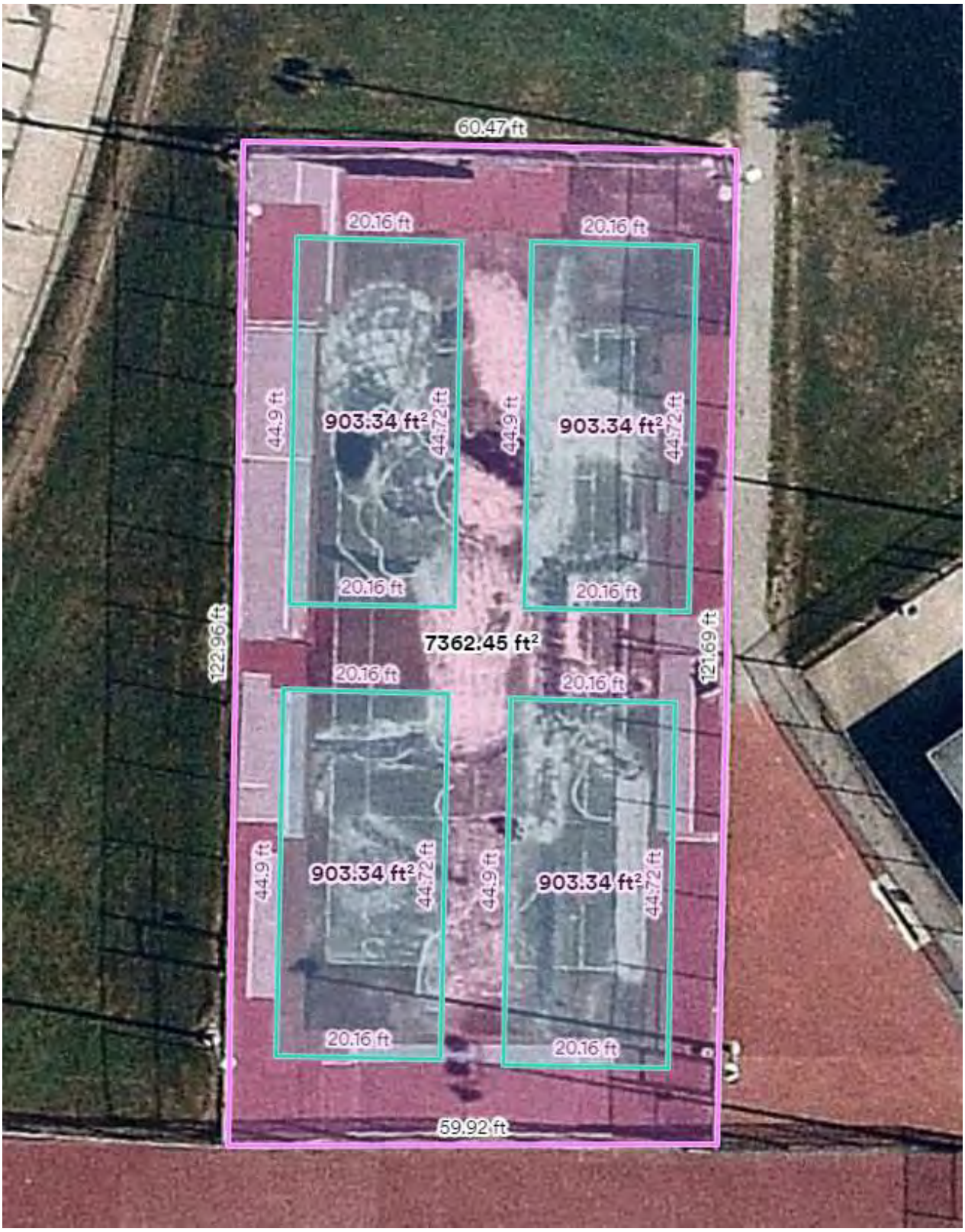
60.47 ft
20.16 ft
20.16 ft
44.9 ft
903.34 ft²
44.72 ft
44.9 ft
903.34 ft²
44.72 ft
20.16 ft
20.16 ft
122.96 ft
7362.45 ft²
121.69 ft
20.16 ft
20.16 ft
44.9 ft
903.34 ft²
44.72 ft
44.9 ft
903.34 ft²
44.72 ft
20.16 ft
20.16 ft
59.92 ft