MINUTES
Public Art Advisory Board
City of Lakewood
May 11, 2022
6:00 p.m.
Virtual

1. Roll Call

Attendance
Sara Bicknell
Bryan Evans, Chair
David Robar, Vice Chair
Beth Ryan

Mary Puinno was absent.

Administration
Shawn Leininger, Director, P&D
Katelyn Milius, Assistant Director, P&D

2. Opening Remarks

Opening Remarks were waived for the meeting.

3. Approval of the February 9, 2022 Meeting Minutes

Motion to APPROVE by Mr. Robar, seconded by Ms. Ryan. All voting yay.

4. New Business

a. Spectacular Vernacular Preliminary Concept Review
i. Head/Williams (Page 2)

Located at 17810 Detroit Avenue. Motion to recommend the praying mantis concept. Encourage the artist to have the background textural piece extend north outside the "frame" looking more organic and natural.

ii. Laisure (Page 7)

Located at the 7th Day Adventist Church. Discussion about the concepts. The task force felt confident the artist could execute any of the alternatives. Mr. Evans made a motion to recommend the books option, Ms. Ryan seconded.

iii. Higgins (Page 11)

Warren/Detroit. Motion by Mr. Evans to support concept, seconded by Ms. Ryan.

iv. Callahan/Lavery (Page 16)

Mr. Robar made a motion to recommend the second scheme with the hand and arrayed vertical lines with the recommendation of broadening the scope of either broadening the scope or tilting the design more towards the north to fill up more of the brick wall to make the concept more visible from Detroit. Ms. Ryan seconded.

v. Cori Caat (Page 20)

Loved the sign language, concept looked like it had been added to over time. LKWD lettering on the concept is the preferred option. Mr. Evans made a motion to recommend the proposal as presented. Mr. Robar seconded.

vi. Crossen (Page 25)

13400 Detroit. Discussed desire to focus on a few of the squares, picking two to three themes preferred. Find more hidden details vs. logos and obvious landmarks. Trying to hit too many things, too many ideas. Too constrained. Mr. Evans motion to table the installation and encourage the artist and building owner to rethink the composition, content, and arrangement of the Lakewood elements. Mr. Robar seconded.

vii. Fieldhouse (Page 27 – unofficial)

Discussion about delayed timeline and focus on North wall that is more public facing. Concerned some of the areas they are targeting are too internal to the project. Mr. Evans made a motion to table the W117th street project until the applicant is able to show a fleshed-out proposal for the North wall. Ms. Ryan seconded.

viii. Raw Esthetics (Page 41)

Discussion about the concept was very positive. Concern about the weathering of the wood material and how the corner would be treated. Task force asked if they have an examples of exterior work? Mr. Evans made a motion to table pending further details on the execution. Mr. Robar seconded.

ix. Eliza Frye https://youtu.be/v_fREzOFah4

Discussion about the desire to continue to expand the type of art in the program. Task force did not feel qualified to review the dance and comment on it, but were generally in favor with the proposal moving forward with more information on the proposal. They felt like it should be part of larger event or well publicized to ensure the public can enjoy it. Preferred the group, which provided more presence. Mr. Evans made a motion to recommend moving forward with the performance art, with more information on specifics of the proposal (when, where, what), Mr. Robar seconded.

x. Ride/Workout

Discussion about the concept. Felt like the concept was meant to activate a vacant space. Want to work with the owner on creating a concept that works for everyone. Mr. Evans made a motion to table the project. Mr. Robar seconded.

b. Public Art Masterplan

Discussion about the Public Art Masterplan that would be led by Bryan Evans and supported by PAAB and city staff.

5. Adjourn

Signature

8.10.22

Date

From: Suzanne Head
To: Katelyn Milius
Cc: Theodore S. Stratton; Isaiah Williams
Subject: Re: Wall Condition
Date: Saturday, May 7, 2022 1:32:28 AM

CAUTION: This email originated from outside your organization. Exercise caution when opening attachments or clicking links, especially from unknown senders.

Hi Guys,

It's technically Saturday on your end so I apologize. I'm traveling on the west coast and wasn't able to get this out to you until this evening. We're thinking of doing something involving hands and nature. We'd like to incorporate Isaiah's surrealistic style that you can see in the red and yellow image. The three images on the brown background are my sketches. I'd like to incorporate plants and wildlife that are native to the Cleveland area. These are rough, preliminary ideations; and the final design would have a lot more detail and dimension. Please let us know your thoughts! We're very excited to continue working on this. I should also mention our concerns about the condition of the wall. The texture of the stucco looks very rough; but more importantly, the paint that is currently on the wall appears to be old and peeling. I'm thinking that it will need to be stripped or sealed in order for the new mural to last over-time.

Best
Suzanne

On Mon, May 2, 2022 at 10:18 AM Suzanne Head <info@suzannehead.com> wrote:

> Thanks Katelyn,
>
> We'll get something to you guys on Friday. It looks like the bottom, painted portion of the wall is rough stucco, could you confirm? I am also assuming the paint has been there for a while and is not in the best condition.
>
> Just out of curiosity, did the other two buildings end up having the same issue?
>
> Best
> Suzanne
>
>
>> On May 2, 2022, at 11:13 AM, Katelyn Milius <Katelyn.Milius@lakewoodoh.net> wrote:
>>
>>
>>
>> Hi Ted and Suzanne,
>>
>> I spoke with our team and the top portion of the wall would NOT be able to be painted. Heat applied vinyl or a stand off panel would be options. The bottom portion, since it is already painted, would be allowed to be painted.

Spectacular Vernacular Composition Sketches + Mood Board Imagery

PROPOSAL BY EVAN LAISURE

THEPASTIMES.COM

LAKEWOOD, OH

1 Stained Glass Inspired Panel

PUBLIC ART THAT HIGHLIGHTS OUR CHRISTIAN VALUES AND GOD'S CREATION.

The location of this concept would appear on the section of the tower between the front two brick pillars would have a modern stained glass inspired panel that would be drawn to coincide with the surrounding architecture. The artwork cropped to this tight vertical space will give the appearance that the entire building has this colorful core, that is only revealed in a small gap in the brick.

The contents of the panel would illustrate scenes that highlight Christian values and God's creation. The length of the panel would be composed of subject matter sourced from things like nature, landscape, community, compassion, peace, and beauty; all within a framework that is intricate and ornate. The artwork would gather inspiration from actual stained glass windows with the consistent treatment of alternating colors encased in a bold outline. The bottom of the artwork will taper off to make it look like someone could stand at the base of the panel with the artwork extending out around them. The panel would not contain minimal typography if any, but rather its main purpose is to be eye catching and admired.

The final artwork will be shown in multiple stylistic options such as only line work, only color, combination of both, etc.

Mood board examples of inspiration imagery:





2 Nature Engraving

NATURE INSPIRED ENGRAVING SCENE

The tower and some of the south wall would slowly transition from left to right into a massive nature engraving scene that has intricate hatching set in front of soft background coloring. The artwork would be drawn to look like it is a part of the building rather than something that just sits on top. The woodcut hatching style of the artwork is something we grew up seeing in our history books and on our currency and it is a style that is both bold and elegant and is admired by all.

The community surrounding the church has always cherished the beautiful view near the lake and I think an illustration that showcases this is something that would be embraced by the surrounding community. The artwork would be composed of giant leaves, trees and flowing water with hints of wildlife. I've always loved the idea that the light beams through the clouds is God answering your prayers and I think including a heavenly sky scene visible at the top of the tower would be a great subtle connection to creation.



The woodcut hatching style of the artwork is something that we all grew up seeing in our history books and on our currency. It is a style that is both bold & elegant and is admired by all.

Mood board examples of inspiration imagery:



3 Building Bookshelf

PUBLIC ART THAT IS BEAUTIFUL AND PROMOTES LITERACY & EDUCATION

The south side of the building would be wrapped section by section to convert the wall into a massive bookshelf. The final product would divide the wall horizontally into 3-6 tiers of shelves with giant books that have ornate spines and bright coloring. The natural shape of the building would give the appearance that the top shelf has just a few books pushed to the right which would show the mural was designed specifically for the space rather than something that was just slapped on haphazardly. If we only want to wrap a small section of the wall, the edge of the artwork would cut off to give the appearance that the bookshelf is partially obscured by the top layer of brick.

Each of the books would be side by side with varying shapes, sizes, and colors. The spines of the books could contain ornate embellishments and noteworthy book titles. The books would be made of bright colors encased in a dark background for maximum contrast. Clever details like tattered covers and visible bookmarks would elevate the artwork and other subject matter like a small house plant or unique bookend could be incorporated. The mural could be wrapped in sections over time until the full wall (or designated section) is completely wrapped. The proximity of the church to the library makes this the perfect location for a bookshelf mural and having a Bible on the shelf would be a great way to connect the artwork to Christianity. The books could be titled as noteworthy pieces of literature or the titles could be changed to read through christian values, a quote, or other form of content. The final product would be remarkable from the massive scale, bright colors, and the clever use of space.

This concept will be visually stunning through the scale and style and will coordinate with the natural shape of the building. It will also connect to the surrounding community, and have a positive call to action through promoting literacy and education.

Mood board examples of inspiration imagery:



Warren / Detroit Mural

Sketch and Cost Estimate

The information contained herein is confidential and for the intended recipient only. Any unauthorized use, dissemination of the information, or unauthorized copying of this document without the expressed written consent of the authors is prohibited. If you are not the intended recipient, please notify the author immediately.

Boombox Mural

Location: *14724/14730 Detroit Avenue*
Size: *23' x 9'*
Installation: Gorilla Graphics / David Scherba
Media Cost and Installation: *$2484.00 ($12 Per Square Foot)*
Design Fee: *$2500.00*

Project Total: *$2984.00*

Boombox

Working Art / Color FPO

Size: 23' x 9'

The information contained herein is confidential and for the intended recipient only. Any unauthorized use, dissemination of the information, or unauthorized copying of this document without the expressed written consent of the authors is prohibited. If you are not the intended recipient, please notify the author immediately.



Boombox (Wall Mock)

Working Art / Color FPO

Size: 23' x 9'

The information contained herein is confidential and for the intended recipient only. Any unauthorized use, dissemination of the information, or unauthorized copying of this document without the expressed written consent of the authors is prohibited. If you are not the intended recipient, please notify the author immediately.

THANK YOU

The information contained herein is confidential and for the intended recipient only. Any unauthorized use, dissemination of the information, or unauthorized copying of this document without the expressed written consent of the authors is prohibited. If you are not the intended recipient, please notify the author immediately.

Kim Lavery Roni Callahan

Here are our ideas for Spectacular Vernacular 2022. We were assigned the property across from St Ed's.

We understand that while we were hoping to paint directly on the building, this will be installed as a vinyl. However, if there is any chance this could be painted, we would prefer it.

Following are 4 concepts. We look forward to moving forward and refining whichever concept you are drawn towards.

FLOWER LAYERS

This concept features oversized and stylized flowers overlapping.

Deep rich blues are contrasted by the red and red orange center and leaf details.

The final version will be rich with hidden detail and surprise elements.

MYSTIC REACH

This concept features a stylized hand reaching up towards a variety of organic overlapping shapes.

The color palette is muted with pops of intensity for impact.

The final version will be rich with hidden detail and surprise elements.

SUN BAUBLES 1 & 2

This concept features sun rays overlapping a variety of circles. In one version we have one central stylized sun face. In the other, many contented sun faces.

The color palette is bright and fun.

The final version will be rich with hidden detail and surprise elements.



17409 Detroit Ave

Concept Proposal

Prepared by Cori Arts

Spectacular Vernacular 2022

APRIL 28

ARTIST/DBA: CORI CAAT

440.465.2872 · cori318@gmail.com

CORI ARTS

If Walls Could Talk: LKWD

Great Blue Heron; LKWD letters in sign language and English

A Great Blue Heron faces north, looking toward Lake Erie. The eye is guided through the composition by a colorful, retro-style ribbon. This element represents Lakewood's vibrant and active residents, while the heron signifies reverence to the waterways and plentiful natural features of the Emerald Necklace. The red sun denotes the figurative light that never sets on Lakewood. Finally, the abbreviation "LKWD" is shown in American sign language with shadow letters captioning each gesture. This detail represents the diverse, inclusive, and educational culture of the city.

Preliminary concept elements

Installation details (general)

Size: Three stories tall x 15ft wide

- Design can be altered to one or two stories depending on feasibility and funding

Materials:

- Exterior paint; six colors plus primer. Gallon number TBD.
- Spray paint
- Scaffolding or lift, to be rented
- Paint rollers, extenders, brushes

Timeline:

- Early August 2022 start; finished by or in September 2022

Right of way access:

- Communication with 17403 Detroit (neighbor) about permission to access yard while completing the mural installation

"The reanimation of our world is crucial to ecological healing. If we live in the perception that the world is dead, we will inevitably kill what is alive."

Charles Eisenstein, *Climate: A New Story*

Element alternates – “LKWD” lettering

STEPHANIE CROSSEN

DESIGNER / ILLUSTRATOR

Stephanie Crossen
1418 Rosewood Ave.
Lakewood, OH 44107
440-655-7865
inthelovelyforest@gmail.com
5/02/22

Amanda Cramer
Lakewood City Hall
12650 Detroit Ave.
Lakewood, OH 44107

HELLO AMANDA!

Together with my partners at United Readers, I present “Love Letter to Lakewood,” a mural that celebrates the most iconic places and things in Lakewood. We love our city and all of the elements that make it the best place to call home! We want to highlight natural wonders like Lake Erie, local flora and fauna, and Lakewood Park, the unique architecture of the city’s century homes, cultural institutions like the Lakewood Public Library or the Beck Center for the Arts, and community celebrations like the Spooky Pooch Parade and the Lakewood Arts Festival. Our proposed mural would cover the majority of the United Readers west facing wall at 13400 Madison Ave.

The design pictured on the following page is a sketch, and not final art. Layout, color, and design elements are subject to change. The current scale of the design is based on cost of goods for a vinyl brick wrap installation. I am still weighing the pros and cons of vinyl brick wrap vs. hand painted installation, however I’m leaning towards this method due to the complexity of the design. Our final installation decision will be made ASAP.

See below for our proposed project budget (if we move forward with a vinyl brick wrap installation).

PROPOSED PROJECT BUDGET: $7,500 Total (United Readers to provide $2,500 of total)
• DESIGN FEE: $1,824
• FABRICATION FEE: $5,676
• INSTALLATION METHOD: Brick wrap to be installed by Inflatable Images.

Thank you for your consideration.

Sincerely,

Stephanie Crossen

Stephanie Crossen

SPECTACULAR VERNACULAR "LOVE LETTER TO LAKEWOOD" PRELIMINARY CONCEPT SKETCH

Design pictured below is a sketch, not final art. Layout, color, and design elements may be changed. Final art can be full color or we can stick with a more simple two color design. The current scale of the design is based on cost of goods for a brick wrap installation. I am still weighing the pros and cons of vinyl brick wrap vs. hand painted installation, however I'm leaning towards this method due to the complexity of the design. Final installation decision will be made ASAP.



PROPOSED BUDGET
$5,376 Brick Wrap
$300 Lift Rental
$1,824 Design Fee

$7,500 TOTAL

Color palette can be as simple as black and white or a more complex multicolored bright palette.

PRELIMINARY CONCEPT SKETCH RENDERED ON UNITED READERS WEST FACING WALL @ 13400 MADISON AVE.

STEPHANIE CROSSEN X UNITED READERS

Stephanie Crossen / The Lovely Forest
inthelovelyforest@gmail.com
440.655.7865

Tony Anthony / United Readers
ta@unitedreaders.com
216.228.8833 EXT. 117

Studio West 117
LGBTQ+ Art Mural Program:

Phase Two | Outdoor DJ Booth & Climbing Wall

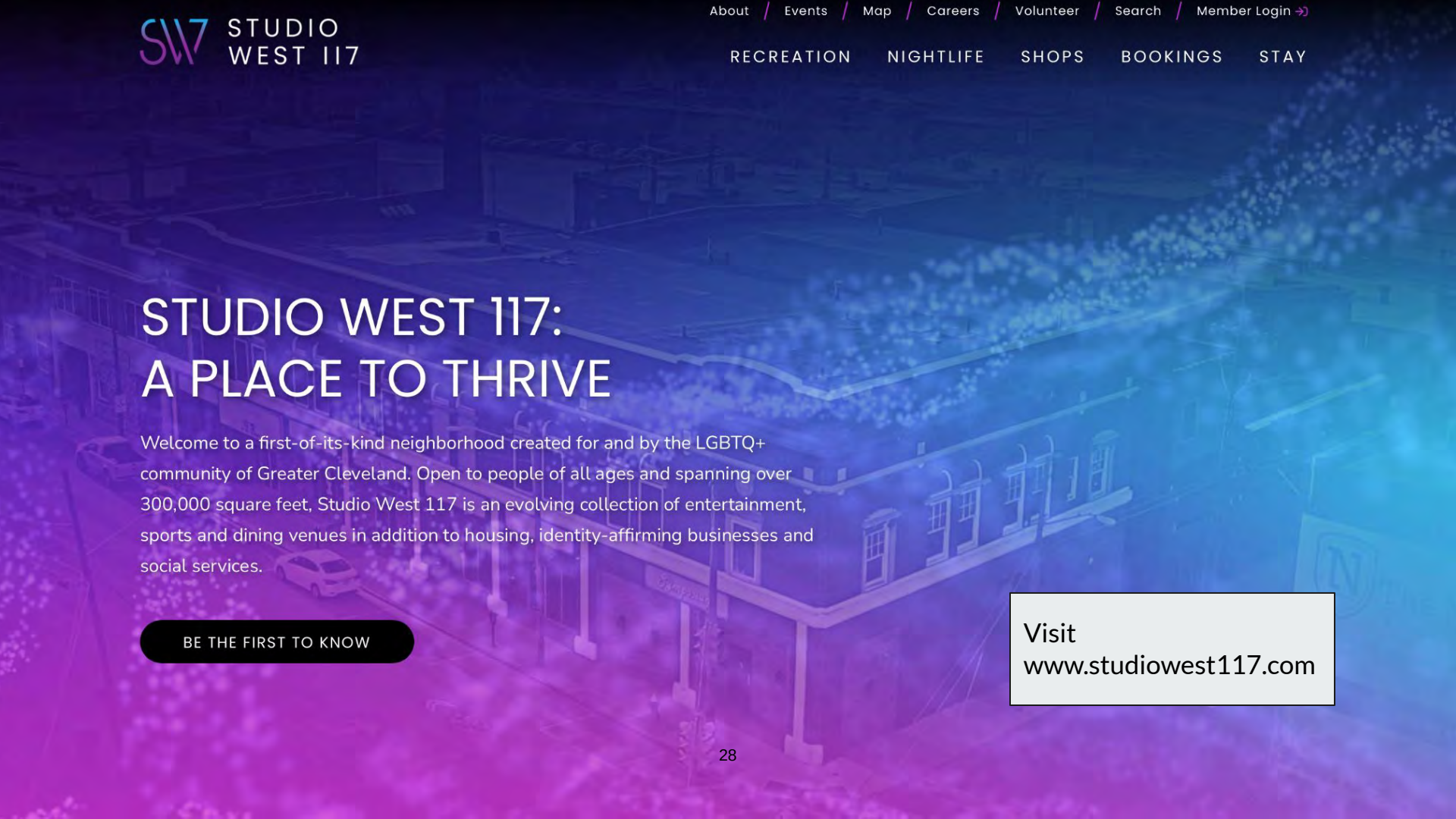

Visit
www.studiowest117.com

THE COURTYARD

This open-air space is a hub of activity regardless of the season — from turf volleyball and a rock-climbing wall in the summer to ice skating in the winter.

RESERVE A TIME

https://studiowest117.com/courtyard/

Get Access to Event Bookings, Rentals, and More!

Become a member today. It's free to join.

JOIN FOR FREE

Studio West 117: Courtyard (Summer 2022)

The Courtyard serves as the main entrance to the Fieldhouse at Studio West 117 and serves as a destination in its own right. This versatile, diverse, and inviting LGBTQ+ outdoor gathering space is always bustling with activity. From a turf volleyball court and outdoor stage in the summer to an ice skating rink with mulled wine in the winter, it's truly a year-round venue for all members of the community to enjoy. It's the perfect place to gather and socialize before you explore the restaurants, bars, and shops, of Studio West 117.

You'll notice artwork from LGBTQ+ artists prominently displayed throughout the Courtyard that adds to the expressive and welcoming vibe of the space. Feeling adventurous? Take the challenge and climb the bouldering wall for a true bird's eye view of the Courtyard. Due to its centralized location, you're only steps away from the Fieldhouse, multiple restaurant and bar venues, and other exciting attractions. Play life sized jenga or enjoy a performance from the stadium style seating and be part of the action.

The Courtyard offers endless possibilities for private events, weddings, cocktail receptions, large gatherings, parties with volleyball or bouldering, and so much more. Because of its proximity to the Fieldhouse, your event in the gym can spill out into the courtyard for a magical indoor/outdoor hybrid experience. A DJ booth overlooking the Courtyard makes it simple to provide the perfect soundtrack for your next event.

https://studiowest117.com/courtyard/

OVERVIEW | Mural Diagram: First Floor Plan

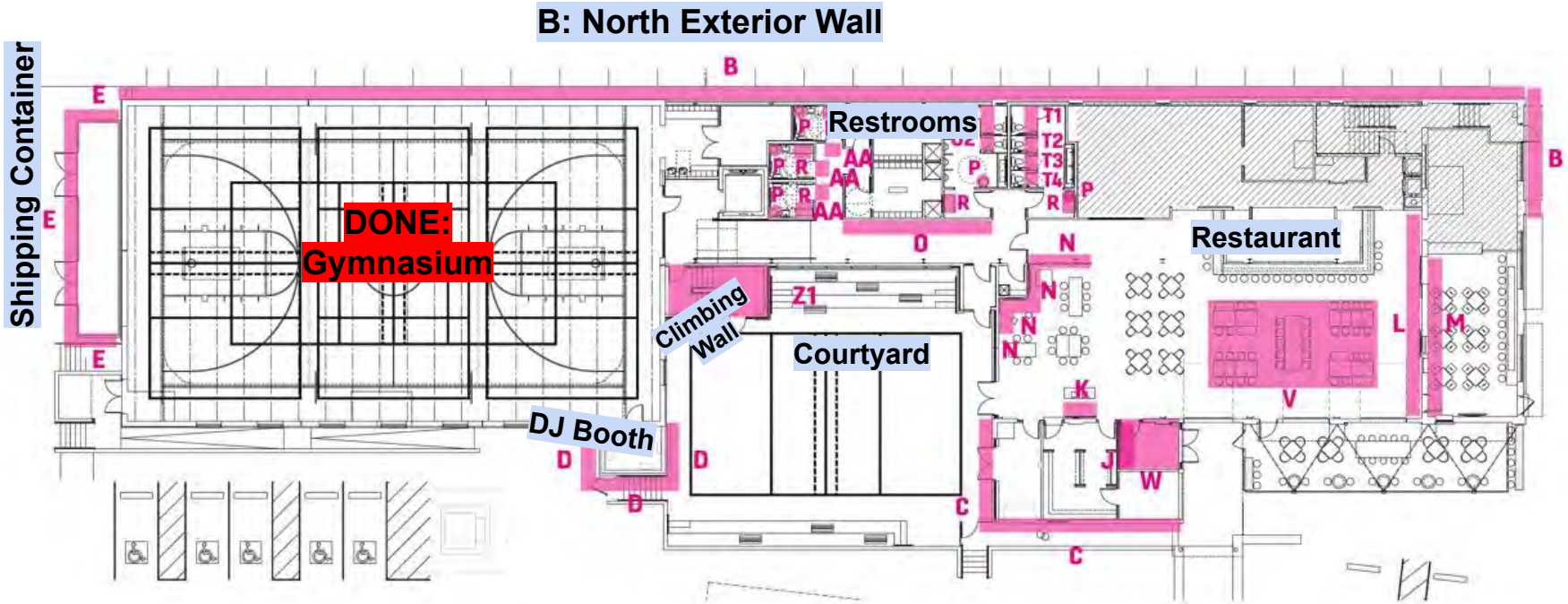

NOTE: MURALS J, K, L, & M TO BE POTENTIALLY PROVIDED BY JUAN

Mural I: Outdoor Climbing Wall

- ***Dimensions*** *(ft): Length x Width: 19.6 x 18*
- ***Area*** *(sq ft): 353 sq ft*
- ***Description****: Bouldering wall made of exterior grade plywood and rock wall holds*

LGBTQ+ Art Mural Program: Studio West 117

Outdoor Courtyard, DJ Booth & Climbing Wall

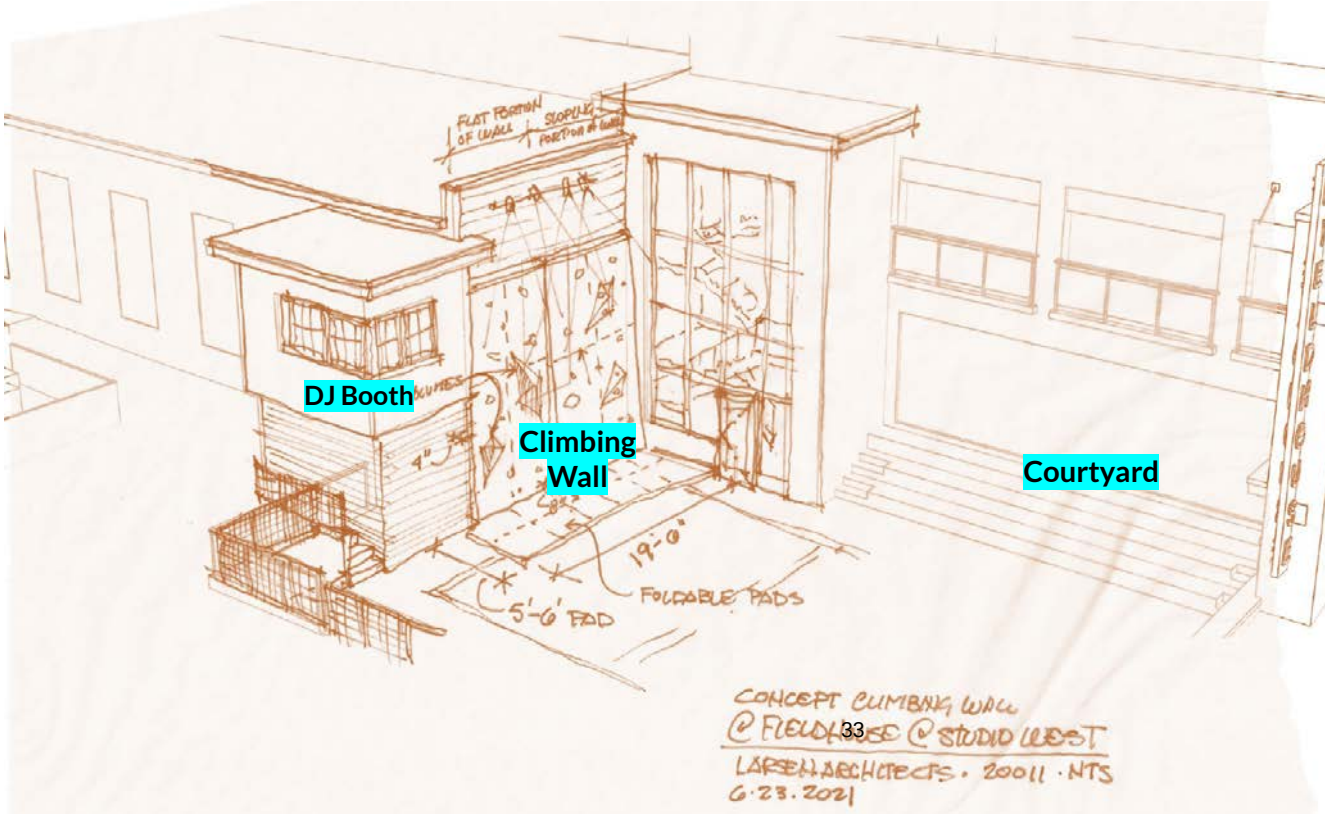

Dimensions (Length x Width):

Climbing Wall: 19.6 x 18

DJ Booth (3-sides):

- 8'-10" x 9'-8"
- 13' x 9'-8"
- 9'-9" x 9'-8"

LGBTQ+ Art Mural Program: Studio West 117

Mural I: Climbing Wall Inspiration

The bouldering wall will be made of exterior grade plywood and rock wall holds. The mural will be heavily varnished and weatherproofed to endure climbing and weather.

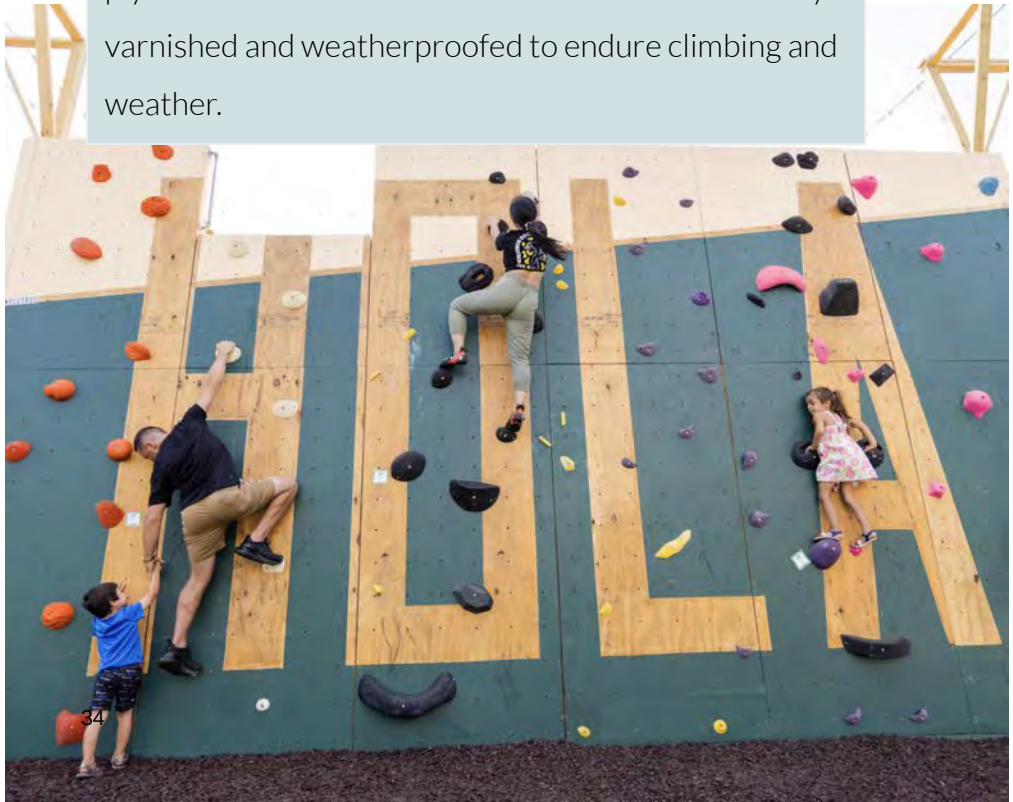

Mural D: DJ Booth

- ***Dimensions*** *(ft): Length x Width:*
    - 8’-10” x 9’-8” (91 sq ft)
    - 13’ x 9’-8” (81 sq ft)
    - 9’-9” x 9’-8” (61 sq ft)
- ***Description:*** *Murals on metal panel wrapping DJ booth. Proposed mural would be on a textural metal backdrop. Mural to be lit via directional lighting concealed within roof above.*

LGBTQ+ Art Mural Program: Studio West 117

MURAL D: MURAL ON METAL PANEL WRAPPING DJ BOOTH

Mural D: DJ Booth Inspiration

INSPIRATION/PROPOSED COLORATION

NOTE: INSPIRATION IMAGERY IS SHOWN FOR STYLE AND TO INDICATE BOLD COLORS/PATTERNING. PROPOSED MURAL WOULD BE ON A TEXTURAL METAL BACKDROP. MURAL TO BE LIT VIA DIRECTIONAL LIGHTING FROM CONCEALED WITHIN ROOF ABOVE. CONTENT IS SUBJECT TO OWNERSHIP AND DESIGNER REVIEW AND APPROVAL.

LGBTQ+ Art Mural Program: Studio West 117

Mural D: DJ Booth

MURAL D: MURAL ON METAL PANEL WRAPPING DJ BOOTH

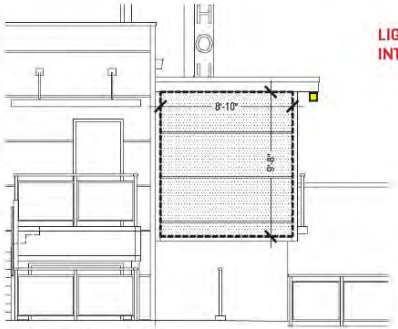

EAST ELEVATION

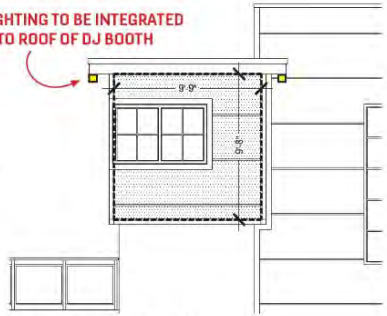

WEST ELEVATION

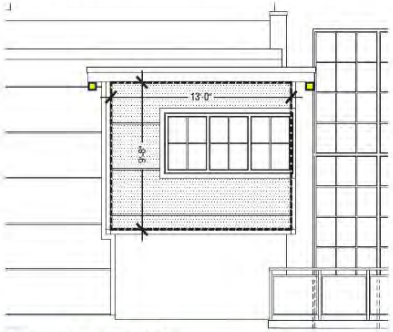

SOUTH ELEVATION

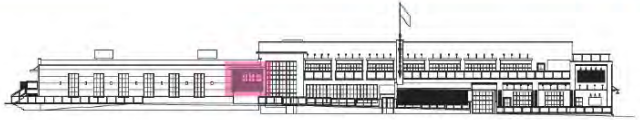

SOUTH ELEVATION KEY PLAN

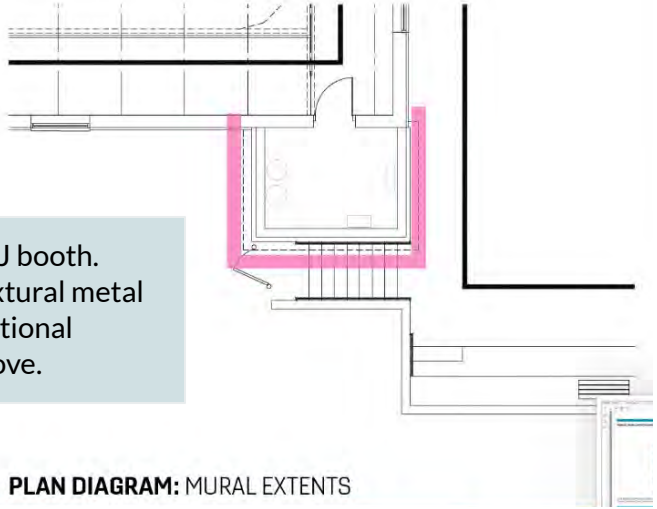

PLAN DIAGRAM: MURAL EXTENTS

Mural on metal panel wrapping DJ booth. Proposed mural would be on a textural metal backdrop. Mural to be lit via directional lighting concealed within roof above.

Mark E. Howard

Mural I: Outdoor Climbing Wall & DJ Booth

Mark E. Howard | Work Sample

Mark E. Howard | Work Sample



RAW ESTHETICS • STOREFRONT ARTWORK • 18123 SLOANE AVE, LAKEWOOD, OH 44107

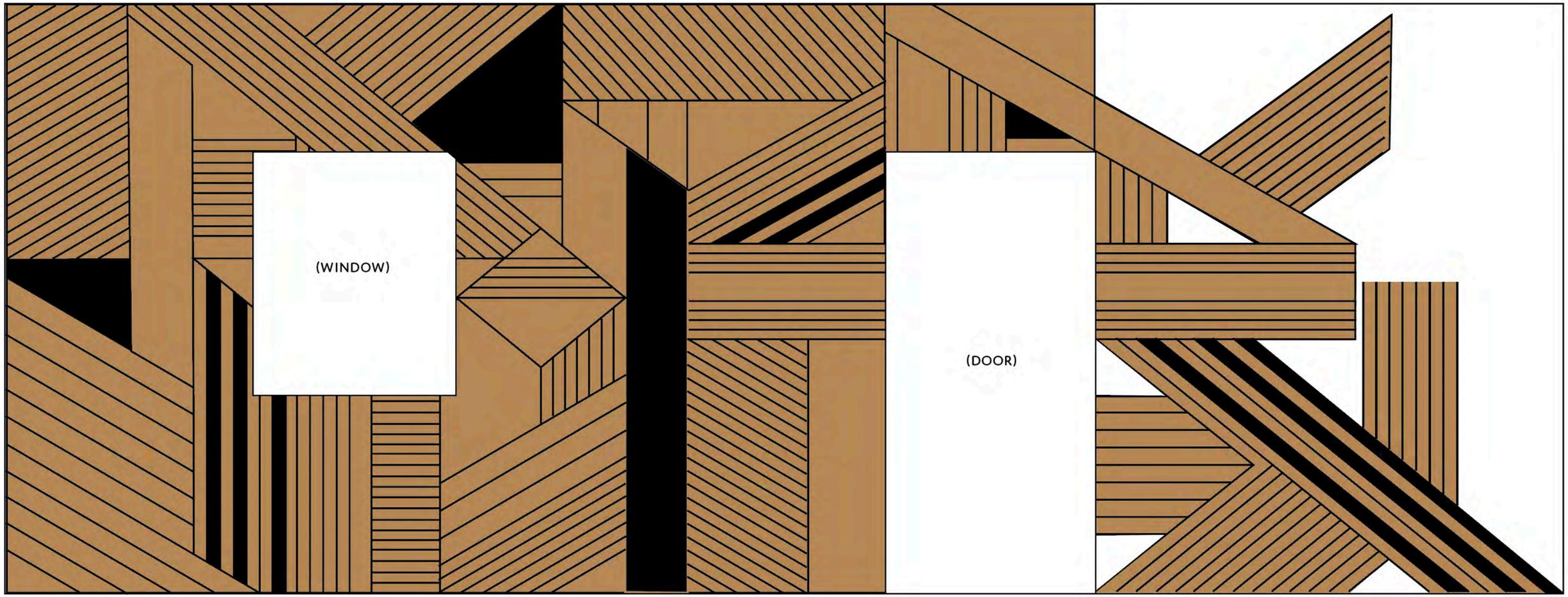









RAW ESTHETICS

ARC + ALDER
FEATURE WALL DESIGN